

Research Article

Elliptic Flow of Hadrons via Quark Coalescence Mechanism Using the Boltzmann Transport Equation for Pb+Pb Collision at $\sqrt{s_{NN}} = 2.76$ TeV

Mohammed Younus, Sushanta Tripathy , Swatantra Kumar Tiwari ,
and Raghunath Sahoo 

Discipline of Physics, School of Basic Sciences, Indian Institute of Technology Indore, Simrol, Indore 453552, India

Correspondence should be addressed to Raghunath Sahoo; raghunath.sahoo@cern.ch

Received 1 January 2020; Accepted 12 February 2020; Published 23 March 2020

Academic Editor: Roelof Bijker

Copyright © 2020 Mohammed Younus et al. This is an open access article distributed under the Creative Commons Attribution License, which permits unrestricted use, distribution, and reproduction in any medium, provided the original work is properly cited. The publication of this article was funded by SCOAP³.

Elliptic flow of hadrons observed at relativistic heavy ion collision experiments at relativistic heavy ion collider (RHIC) and large hadron collider (LHC) provides us an important signature of possible deconfinement transition from the hadronic phase to partonic phase. However, hadronization processes of deconfined partons back into final hadrons are found to play a vital role in the observed hadronic flow. In the present work, we use a coalescence mechanism also known as recombination (ReCo) to combine quarks into hadrons. To get there, we have used the Boltzmann transport equation in relaxation time approximation to transport the quarks into equilibration and finally to freeze-out the surface, before coalescence takes place. A Boltzmann-Gibbs blast wave (BGBW) function is taken as an equilibrium function to get the final distribution and a power-like function to describe the initial distributions of partons produced in heavy ion collisions. In the present work, we try to estimate the elliptic flow of identified hadrons such as π , K , and p , produced in Pb+Pb collisions at $\sqrt{s_{NN}} = 2.76$ TeV at the LHC for different centralities. The elliptic flow (v_2) of identified hadrons seems to be described quite well in the available p_T range. After the evolution of quarks until freeze-out time has been calculated using BTE-RTA, the approach used in this paper consists of combining two or more quarks to explain the produced hadrons at intermediate momenta regions. The formalism is found to describe the elliptic flow of hadrons produced in Pb+Pb collisions to a large extent.

1. Introduction

The study of collective phenomena, among many contemporary signatures of quark-gluon plasma (QGP), continues to remain in the forefront of scientific investigations [1, 2]. While on the experimental front [3–9] analysis of final hadrons' data from RHIC and LHC experiments has enabled us to look back in time and reconstruct the flow phenomena, the phenomenological models using theoretical and numerical techniques have been able to simulate the events, starting from the point of collision of heavy ions to the freeze-out. The theoretical results have been successful in explaining experimental data to a large extent. With the advent of new techniques, the time is however ripe to be able to resolve dif-

ferences in theories and experiments and precisely determine various observables of QGP.

Earlier, attempts were made through extensive theoretical modelling and analysis of data, to reconstruct azimuthal anisotropy, (also known as elliptic flow) v_2 , of hadrons in a transverse momentum plane [10–13]. However, it is believed that azimuthal anisotropy would develop at the early phase of heavy ion collision, when bulk of the deconfined quarks and gluons from noncentral collision between two heavy ions goes into local thermalization or the quark-gluon plasma (QGP) state. The geometrical asymmetry of the spatial overlap zone is transformed into momentum anisotropy of the produced particles. With the onset of the local thermalization of the bulk partonic matter, the azimuthal anisotropy

(mathematically, the second coefficient of the Fourier expansion of particle transverse momentum spectrum), is exhibited strongly in the collective behaviour of the quark-gluon plasma. This information on initial anisotropy is carried till freeze-out and finally reflected in the hadron spectra. However, the rapid expansion of the medium towards isotropization may smear this information to some extent. But on the other hand, hadronic medium effects may add to the partonic flow until kinetic freeze-out sets in. Thus, it is necessary to develop robust calculation to be able to discern factors emanating from various phases of heavy ion collision, which may affect the particles' flow. While phenomenologies of hadronic matter try to reconstruct the v_2 from the final hadronic spectra, initial anisotropy in the partons' configuration space on the other hand affects the formation of flow and is calculated using phenomenological models such as the Glauber mechanism along with perturbative QCD-based calculations. However, the two phases of initial anisotropy and hadrons' interaction remain separated by the QGP phase. As mentioned earlier, the QGP phase contributes to the evolution of the particle flow to a great extent. Hence, it is up to the transport models which may properly bring in the QGP effects and bridge the initial anisotropy and effects of the hadronic phase in the observed v_2 [14]. The transport models help us in studying collision centrality dependency of QGP properties. They not only shed light on properties of hot and dense matter viz. average temperature and momentum reached by equilibrated system and their dependency on collision centrality but also provide us with vast information on transport properties such as radial flow coefficients, momentum broadening, drag and diffusion coefficients, and electrical and thermal conductivity of QGP matter [15–19].

The available transport calculations are based on either the hydrodynamical equation, Langevin equation, or Boltzmann transport equation. In this paper, we have used the Boltzmann transport equation (BTE) in relaxation time approximation (RTA). BTE-RTA would transport the entire parton distribution to equilibration and then to freeze-out surface whereafter kinetic or chemical interaction among particles ceases completely. Using the BTE-RTA approach in the present work, we have attempted to study parameters associated with particle production such as the radial flow and relaxation time of the final-state particles. Neglecting the effects of the hadron medium on the particles' flow as approximation, the current work focuses on the interplay of the various parameters and mechanisms on the partonic states. We will discuss our approach in detail in subsequent sections. We have also assumed that the final quarks would hadronize into mesons and baryons using the partonic coalescence mechanism at the hadronization hypersurface. We will discuss this formalism in one of the following sections. Finally, the elliptic flow, v_2 , for various hadrons is calculated and presented in the results and discussion section. We have also presented figures on our study of the parameters and their interdependencies. We have then a concluding section in our paper, which is followed by bibliography.

Let us now discuss BTE-RTA formalism briefly.

2. Relaxation Time Approximation (RTA) of Boltzmann Transport Equation (BTE)

As mentioned in the introductory section, the evolution of quarks within the medium towards the freeze-out surface has major effects on the observed final particle spectra. The transport calculations such as hydrodynamics and BTE are commonly used as the evolution mechanisms and provide description of hadron spectra in both qualitative manner and quantitative manner [20–26]. We know that various dynamical features ranging from multiparton interaction, in-medium energy loss, thermal and chemical equilibrations, to dynamics at freeze-out surfaces contribute extensively to the particle flow and can be studied using BTE. We also know that partons evolving through space and time undergo several collisions and thermalize. Furthermore, they continue to evolve and expand until freeze-out even after hadronization. Any of these features can be studied using BTE. The BTE in general can be written as

$$\frac{df(x, p, t)}{dt} = \frac{\partial f}{\partial t} + \vec{v} \cdot \nabla_x f + \vec{F} \cdot \nabla_p f = C[f], \quad (1)$$

where $f(x, p, t)$ is the distribution of particles which depends on position, momentum, and time. \vec{v} is the velocity, and \vec{F} is the external force. ∇_x and ∇_p are the partial derivatives with respect to position and momentum, respectively. $C[f]$ is the collision term which depicts the interaction of the particles with the medium or among themselves. Earlier, BTE has also been used in RTA to study the time evolution of temperature fluctuation in a nonequilibrated system [27] and also for studying the R_{AA} and v_2 of various light and heavy flavours at RHIC and LHC energies [28, 29].

We have considered the evolution of particle momentum distribution with time. We have taken $\nabla_x f = 0$ assuming particle distribution to be homogeneous in space and the configuration space distribution or spatial distribution has been parametrized accordingly. There are no external forces acting on the system $\vec{F} = 0$. Hence, the second and third terms of equation (1) become zero and it reduces to

$$\frac{df(x, p, t)}{dt} = \frac{\partial f}{\partial t} = C[f]. \quad (2)$$

The full kernel of the collision term $C[f]$ contains microscopic interaction cross-sections of particles. For any transport models such as AMPT and UrQMD containing microscopic Boltzmann equation, the full interaction kernel along with space and time evolution of the system becomes important. In our calculation owing to assumed homogeneous spatial distribution, the spatial variables have been parametrized.

In BTE-RTA [30], which is an effective model, the collision term is however expressed as

$$C[f] = -\frac{f - f_{eq}}{\tau}, \quad (3)$$

where f_{eq} is Boltzmann local equilibrium distribution characterized by a freeze-out temperature T . τ is the relaxation

time, the time taken by a nonequilibrium system to reach equilibrium. Using equation (3), equation (2) becomes

$$\frac{\partial f^q}{\partial t} = -\frac{f^q - f_{\text{eq}}^q}{\tau}. \quad (4)$$

Solving the above equation with the initial conditions, *i.e.*, at $t = 0$, $f = f_i$ and at $t = t_f$, $f = f_f$, in general, we get final distribution for any quark flavour as

$$f_f^q = f_{\text{eq}}^q + \left(f_i^q - f_{\text{eq}}^q \right) e^{-t_f/\tau}, \quad (5)$$

where t_f is the freeze-out time parameter. The initial distribution f_i at $t = 0$ is taken as power-like distribution. We will come back to this later. BTE-RTA computes to give the final distribution f_f as a function of parameter t_f/τ . If the system is given enough time or t_f is large compared to τ , f_f might converge to f_{eq} .

We use equation (5) in the definition of the elliptic flow (v_2) at midrapidity, which is expressed as

$$v_2^q(p_T) = \frac{\int f_f^q \times \cos(2\phi) d\phi}{\int f_f^q d\phi}. \quad (6)$$

Equation (6) gives azimuthal anisotropy after incorporating RTA in BTE. The Boltzmann-Gibbs blast wave (BGBW) function has been taken as the equilibrium distribution function, f_{eq} , as

$$f_{\text{eq}}^q(p_T) = C \cdot \exp\left(-\frac{p^\mu u_\mu}{T}\right), \quad (7)$$

$$\frac{dN_{q/\bar{q}}^{\text{eq}}}{p_T dp_T dy} = \int d^3\sigma_\mu p^\mu f_{\text{eq}}^{q/\bar{q}}(p_T),$$

where the particle four-momentum is $p^\mu = (m_T \cosh y, p_T \cos \phi, p_T \sin \phi, m_T \sinh y)$ and the four-velocity denoting flow velocities in space time is given by $u^\mu = (\cosh \rho (\cosh \eta, \tanh \rho \cos \phi_r, \tanh \rho \sin \phi_r, \sinh \eta))$, while the kinetic freeze-out surface is given by $d^3\sigma_\mu = (\cosh \eta, 0, 0, -\sinh \eta) \tau r dr d\eta d\phi_r$. Here, η is the space-time rapidity. Assuming boost-invariant scenario where we have taken Bjorken correlation in rapidity, *i.e.*, $y = \eta$ [31] along the longitudinal or beam axis. Thus, equation (7) can be expressed as

$$\frac{dN_{q/\bar{q}}^{\text{eq}}}{p_T dp_T dy} = \frac{1}{2\pi} \cdot D \int_0^{R_0} r dr \int_0^\infty \cosh y \exp\left(-\frac{m_T \cosh y \cosh \rho}{T}\right) \cdot dy \int_0^{2\pi} \exp\left(\frac{p_T \sinh \rho \cos \phi}{T}\right) d\phi, \quad (8)$$

where $D = (g_q t_f m_T)/(2\pi^2)$. Here, g_q is the quark degeneracy factor, t_f is the particle emission time, and $m_T = \sqrt{p_T^2 + m_q^2}$ is the transverse mass.

ρ in the integrand is a transverse rapidity variable which is given by $\rho = \tan^{-1} \beta_r + \rho_a(b) \cos(2\phi)$, with ρ_a as a function of impact parameter, b , and gives the anisotropy dependence in the flow. $\beta_r = \beta_s \xi^n$ [32–35] is the radial flow, where β_s is the maximum surface velocity and $\xi = r/R_0$, with r as the radial distance from the center of the fireball. In the blast wave model, the particles closer to the center of the fireball move slower than the ones at the edges. The average of the transverse velocity can be evaluated as [36]

$$\langle \beta_r \rangle = \frac{\int \beta_s \xi^{n+1} d\xi}{\int \xi d\xi} = \left(\frac{2}{2+n} \right) \beta_s. \quad (9)$$

While the anisotropic parameter, ρ_a is written as

$$\rho_a(b) = \left[\frac{\sqrt{1-\zeta^2} - (1-\zeta)}{\sqrt{1-\zeta^2} + (1-\zeta)} \right], \quad \zeta = \frac{b}{2R_A}. \quad (10)$$

In our calculation, we use a linear velocity profile, ($n = 1$), R_0 is the maximum radius of the expanding source at freeze-out $0 < \xi < 1$, and R_A is the radius of colliding nucleus. b is the impact parameter to include the centrality dependence of anisotropy. In this paper, we have parametrized the initial distribution given by particle production using perturbative QCD leading order (pQCD LO) calculations for $p + p$ collision,

$$\frac{d\sigma_{pp \rightarrow q\bar{q}}}{d^2p_T dy_1 dy_2} = 2x_1 x_2 \sum_{1,2} \left[f_p(x_1, Q^2) \cdot f_p(x_2, Q^2) \cdot \frac{d\hat{\sigma}_{12 \rightarrow q\bar{q}}}{d\hat{t}} + (1 \leftrightarrow 2) \right] \times \frac{1}{(1 + \delta_{12})}. \quad (11)$$

Here, x_1 and x_2 are momentum fractions carried by interacting partons from their respective colliding protons and are given by

$$x_1 = \frac{2m_T}{\sqrt{s}} (\exp(-y_1) + \exp(-y_2)), \quad (12)$$

$$x_2 = \frac{2m_T}{\sqrt{s}} (\exp(-y_1) - \exp(-y_2)).$$

A p_T cut of 2 GeV/c is taken for the jet production following other event generators like PYTHIA and HIJING [37, 38]. The parton density functions, $f_i(x, Q^2)$, are taken to be CTEQ5M [39]. The partonic differential scattering cross-sections, $d\hat{\sigma}/d\hat{t}$, is calculated from the LO processes, $gg \rightarrow q\bar{q}$ and $q\bar{q} \rightarrow q\bar{q}$. To incorporate NLO processes, we have taken a factor, ' K' ', of value 2.5, and finally, nuclear overlap function, $T_{AA}(b)$ and EKS98 parametrization for shadowing effects are taken into account to convert particle production cross-section from $p + p$ collision into $A + A$, particle spectra. Equation (11) is parametrized using a function with a power-like structure (Jüttner distr.), and we fixed the parameters of the preequilibrated partons shown

TABLE 1: Extracted parameters of equation (11) at LO pQCD calculations of $p + p$ collision at $\sqrt{s_{NN}} = 2.76$ TeV.

Quark flavour	α	B (GeV)	C (fm^4)
u	5.615	1.127	3.73376×10^3
\bar{u}	5.999	1.099	8.73376×10^2
d	5.579	1.434	3.6286×10^3
\bar{d}	5.953	1.401	9.1286×10^2
$s = \bar{s}$	6.523	1.892	2.6317×10^2
$c = \bar{c}$	7.250	3.287	2.32815

in Table 1. However, it is worthwhile to mention that other types of functions can be utilized to obtain the initial quark distributions.

$$\begin{aligned} \frac{dN_{pp \rightarrow q\bar{q}}}{d^2 p_T dy_1 dy_2} &= T_{AA}(b) \cdot \frac{d\sigma_{pp \rightarrow q\bar{q}}}{d^2 p_T dy_1 dy_2} \\ &= T_{AA}(b) \cdot K \cdot C \cdot \left[1 + \frac{m_T}{B}\right]^{-\alpha} \\ f_i^{q/\bar{q}}(p_T) &= \frac{1}{t_f \cdot \pi \cdot R_A^2 \cdot m_T \cdot \cosh(y - \eta)} \frac{dN_{q/\bar{q}}^i}{d^2 p_T dy} \end{aligned} \quad (13)$$

Here too, we have assumed Bjorken correlation in rapidity, i.e., $y = \eta$. Using the Glauber model, $T_{AA}(b)$ is calculated to be 260.50 fm^{-2} for 0-5% centrality and 13.1 fm^{-2} for 50-60% centrality of the colliding nuclei at $\sqrt{s_{NN}} = 2.76$ TeV. Using equations (8) and (13), the final distribution can be expressed as in equation (5). This gives the final p_T distribution for quarks. The quark masses for the initial distributions are taken to be $m_u = 2.3$ MeV, $m_d = 4.5$ MeV, $m_s = 95$ MeV, and $m_c = 1.25$ GeV. After the transport quark coalescence, formalism has been used to combine the quarks into hadrons. This will be discussed next.

3. Quark Coalescence

The quark coalescence model (ReCo) is used to recombine quarks into hadrons and is found to be one of the prominent hadronization mechanisms beside parton fragmentation [40, 41]. In Refs. [42, 43], the authors have used a two-component behaviour of hadronic spectra. For low- p_T ($p_T < 5$ GeV/c), they have used the recombination mechanism for thermalized partons, while for $p_T > 5$ GeV/c, a power law-like distribution with fragmentation has been used. In our work, we have concentrated our transport approach to low and intermediate p_T (< 5 GeV/c), where instead of adopting thermalized distribution directly, we have allowed jet distribution of partons to relax or thermalize and then proceed to hadronization. The idea was to use the BTE-RTA equation to study the applicability of interpolation of jet distribution with the blast wave equation at the intermediate p_T region. The coalescence or recombination of partons into hadrons has been able to explain experimentally observed hadron spectra in

the intermediate and perhaps at the low-momentum regions, while parton fragmentation processes are aptly suitable in explaining hadrons with high momenta. And thus, the ReCo mechanism has been used for final transported quark distributions in the present work. The ReCo mechanism also highlights the major contribution of partonic degrees of freedom in the observed hadron flow. The process such as $g g \rightarrow g g$ has been neglected as gluon contributions are mostly at low $p_T < 1$ GeV/c, while high p_T gluons contribute to hadrons via a fragmentation mechanism. In the intermediate-momentum region, constituent quark counting becomes important for recombination process. At the hadronization surface, only constituent quarks behave as effective degrees of freedom with mass. However, it must be noted that for net entropy and energy density calculation, gluon contribution is most vital [42–46]. In the present work, we have not included gluon contribution to the hadron production which is one of the main differences from the earlier works and it is most visible at the low momenta where gluon contribution is important. Unlike earlier works, we have not included the fragmentation mechanism for high p_T particles and only focused our observations to the intermediate p_T . Another difference in the current work is the absence of the hadron decay mechanism which is important at a low-momentum region. However, these are out of the scope of the current work and could constitute a better prospective for future research.

The coalescence model can be applied to the quarks at the hadronization surface when two (three) quarks recombine to form mesons (baryons) [47–49]. The model can be further utilized in describing observed spectra of light nuclei such as deuteron which contains a neutron and a proton [50].

The coalescence model combines two or more quark distributions using convoluting functions also known as Wigner functions. The basic equation showing the number of mesons from two combining quarks can be broadly written as

$$\begin{aligned} N_M &= g_M \int m_{T1} \cosh(y_1 - \eta_1) d^3 r_1 \times m_{T2} \cosh(y_2 \\ &\quad - \eta_2) d^3 r_2 d\vec{p}_{T1} dy_1 d\vec{p}_{T2} dy_2 \times f_q(r_1; p_1) f_{\bar{q}}(r_2; p_2) \\ &\quad \cdot W_M(r_1, r_2; p_1, p_2), \end{aligned} \quad (14)$$

where \vec{r}_1, \vec{r}_2 and $\vec{p}_{T1}, \vec{p}_{T2}$ are the spatial and transverse momentum coordinates of the combining quarks and antiquarks and $f_{q/\bar{q}}$ are the quark distribution functions. $W_M(r_1, r_2; p_1, p_2)$ is the Wigner function convoluting two partonic distributions. g_M in the front of equation (14) is meson degeneracy factor. We have also assumed Bjorken correlation in rapidities, $y_1 = \eta_1$ and $y_2 = \eta_2$, throughout. We also assumed $|y_1| = |y_2| \leq 0.5$. This ensures a close phase space for quarks in both momentum and configuration spaces.

We have assumed the delta functions correlation, $\delta^3(\vec{p} - \vec{p}_1 - \vec{p}_2)$, and $\delta^3(\vec{2R} - \vec{r}_1 - \vec{r}_2)$. We have defined the partons in the spatial and momentum coordinates in the C.M. frame of meson, such as

$$\begin{aligned}\vec{R} &= \frac{(\vec{r}_1 + \vec{r}_2)}{2}, \quad \vec{r} = \vec{r}_1 - \vec{r}_2, \\ \vec{p} &= \vec{p}_1 + \vec{p}_2, \quad \vec{q} = \frac{\vec{p}_2 - \vec{p}_1}{2},\end{aligned}\quad (15)$$

so that we can derive

$$\begin{aligned}f_q(r_1, p_1) &\longrightarrow f_q\left(\left|\vec{R} + \frac{\vec{r}}{2}\right|, \left|\frac{\vec{p}}{2} + \vec{q}\right|\right), \\ f_{\bar{q}}(r_2, p_2) &\longrightarrow f_{\bar{q}}\left(\left|\vec{R} - \frac{\vec{r}}{2}\right|, \left|\frac{\vec{p}}{2} + \vec{q}\right|\right),\end{aligned}$$

$$W_M\left(\left|\vec{r}_1 - \vec{r}_2\right|; \left|\vec{p}_1 - \vec{p}_2\right|\right) \longrightarrow W_M(r, q). \quad (16)$$

Here, we have also assumed that $|\vec{r}|$ is small compared to $|\vec{R}|$ and thus neglected $|\vec{r}|$ in the quark distributions, $f_{q/\bar{q}}$. Thus, we have

$$\begin{aligned}N_M &= g_M \int d^3r \frac{d^3R}{(2\pi)^6} \int \frac{d^2q d^2p_T}{(2\pi)^6} m_{T1} \cdot m_{T2} \cdot f_q \\ &\cdot \left(\left|\vec{R}\right|, \left|\frac{\vec{p}_T}{2} - \vec{q}\right|\right) f_{\bar{q}}\left(\left|\vec{R}\right|, \left|\frac{\vec{p}_T}{2} + \vec{q}\right|\right) W_M(r, q).\end{aligned}\quad (17)$$

We have now,

$$\begin{aligned}\frac{dN_M}{d^2p_T} &= g_M \int \frac{d^3R}{(2\pi)^3} \int \frac{d^2q d^3r}{(2\pi)^6} m_{T1} \cdot m_{T2} \cdot f_q f_{\bar{q}} \\ &\cdot \left(\left|\vec{R}\right|, \left|\frac{\vec{p}_T}{2} + \vec{q}\right|\right) W_M(r, q),\end{aligned}\quad (18)$$

where meson transverse mass factor is given by, $M_T = \sqrt{p_T^2 + M^2}$.

As for the Wigner function, W_M , we can use the following relation,

$$W_M(q) = \int d^3r W_M(r, q). \quad (19)$$

Therefore, equation (18) is transformed as

$$\begin{aligned}\frac{dN_M}{d^2p_T} &= g_M \int \frac{d^3R}{(2\pi)^3} \int \frac{d^2q}{(2\pi)^3} m_{T1} \cdot m_{T2} \cdot f_q \left(\left|\vec{R}\right|, \left|\frac{\vec{p}_T}{2} - \vec{q}\right|\right) f_{\bar{q}} \\ &\cdot \left(\left|\vec{R}\right|, \left|\frac{\vec{p}_T}{2} + \vec{q}\right|\right) W_M(q).\end{aligned}\quad (20)$$

To simplify our equations, we convert our momentum variable into light-cone coordinates, k^μ of the interacting quarks in the momentum space of the hadron as follows:

$$\vec{q} = \frac{\vec{p}}{2} - \vec{k}, \quad (21)$$

so that, $d^3q = d^3k$ and $d^3k = dk^+ d^2k_\perp$,

$$k^\pm = \frac{(k_0 \pm k_3)}{\sqrt{2}}, \quad (22)$$

$$k_\perp^2 = 2k^+k^- - k^2,$$

$$\text{and } k^+ = x \cdot p^+.$$

We also assume that the partons recombining into hadrons have their momenta almost parallel to the final hadron. So k_\perp can be considered to be very small compared to k^+ and its dependency in the quark distribution, $f_{q/\bar{q}}$ has also been neglected. It can be shown following equation (22) that the parton momentum, $k \approx x \cdot p$, where x is the momentum fraction of the final hadron's momentum, carried by its constituent quarks during recombination [51, 52]. Putting the above conditions into the equation, and assuming the normalization,

$$\int \frac{dx d^2k_\perp p^+}{(2\pi)^3} W_M(x, k_\perp^2) = 1. \quad (23)$$

Finally, we can write

$$\begin{aligned}\frac{dN_M}{d^2p_T} &= g_M \int \frac{d^3R}{(2\pi)^3} \int_0^1 dx f_q\left(\left|\vec{R}\right|, xp_T\right) f_{\bar{q}} \\ &\cdot \left(\left|\vec{R}\right|, (1-x)p_T\right) W_M(x).\end{aligned}\quad (24)$$

We have $d^4R = p_\mu \cdot d\sigma^\mu$ along the unit normal direction, $u(R) = (1, 0, 0, 0)$ at the freeze-out hypersurface. Similarly, for the baryons, one can derive to show

$$\begin{aligned}\frac{dN_B}{d^2p_T} &= g_B \int \frac{d^3R}{(2\pi)^3} \int_0^1 dx_1 \int_0^1 dx_2 f_q\left(\left|\vec{R}\right|, x_1 p_T\right) f_q \\ &\cdot \left(\left|\vec{R}\right|, x_2 p_T\right) f_q\left(\left|\vec{R}\right|, (1-x_1-x_2)p_T\right) W_B(x_1, x_2).\end{aligned}\quad (25)$$

To illustrate on our calculations, one may use equation (8) as an example and show that

$$\begin{aligned}f_q^{\text{eq}}(R, xp) \cdot f_{\bar{q}}^{\text{eq}}((1-x)p) &= e^{-(p_1+p_2) \cdot u(R)/T}, \\ (p_1 + p_2) \cdot u(R) &= \mu_T^M(x, p_T) \cosh \rho \\ &\quad - p_T \sinh \rho \cos(\phi_r - \phi_p).\end{aligned}\quad (26)$$

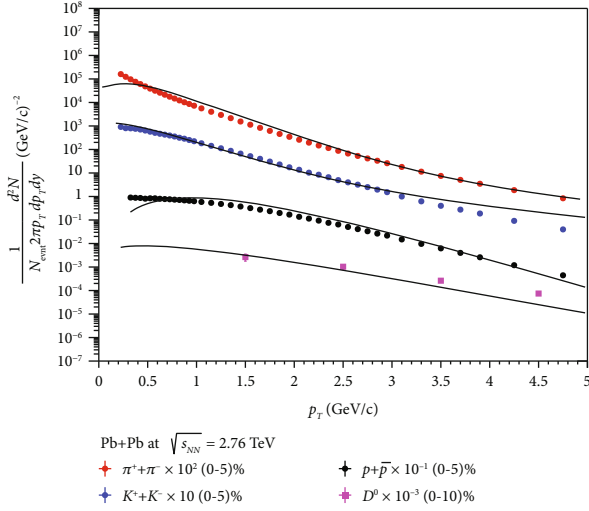


FIGURE 1: The transverse momentum spectra of $(\pi^+ + \pi^-)$, $(K^+ + K^-)$, $(p + \bar{p})$, and D^0 mesons versus p_T for most central Pb+Pb collisions at $\sqrt{s_{NN}} = 2.76$ TeV. Symbols are experimental data points [56, 57], and lines are the model results from equations (24) and (25).

Thus, one may calculate to show

$$\mu_T^M(x, p_T) = \sqrt{m_q^2 + x^2 p_T^2} + \sqrt{m_q^2 + (1-x)^2 p_T^2}. \quad (27)$$

Similarly for the baryons, one may write

$$\mu_T^B(x_1, x_2, p_T) = \sqrt{m_q^2 + x_1^2 p_T^2} + \sqrt{m_q^2 + x_2^2 p_T^2} + \sqrt{m_q^2 + (1-x_1-x_2)^2 p_T^2}. \quad (28)$$

We have replaced transverse mass, m_T , by expressions from equations (26) and (28), throughout our calculations. We have also assumed a general Gaussian distribution as Wigner functions, W_M (for mesons), W_B (for baryons), which are given by

$$W_M(x) = e^{-(x-0.5)^2/2\sigma_M^2}, \quad (29)$$

$$W_B(x) = e^{-[(x_1-x_2)^2 + (x_1+x_2-0.66)^2]/2\sigma_B^2}.$$

Here, $2\sigma^2$ is the width of the Gaussian function, and its small values would give us the narrow Wigner function closer to being a delta function or on other hand, its larger values would give us a broad convoluting function instead. The values can be chosen according to the best fit with the particle spectra. We will resume its discussion in the results section.

Thus, using equation (4), in equations (24) and (25), we calculate v_2 of the final hadrons at midrapidity as

$$v_2(p_T)|_{y=0} = \frac{\int (dN_{M/B}/d^2p_T) \times \cos(2\phi) d\phi}{\int (dN_{M/B}/d^2p_T) d\phi}. \quad (30)$$

4. Results and Discussions

We would like to reiterate that in the current work, using BTE in RTA, we have transported quarks of various flavors (u, d, s , and c) produced promptly (assumed to be out of equilibrium) from initial gluon fusion to thermalization and freeze-out time and recombined them into hadrons using the coalescence mechanism. We have neglected the decay contributions to final hadron spectra as well as effects due to hadronic interactions. We have tried to extract the correlation between parameters such as the radial flow, β_s , and the ratio of freeze-out time and relaxation/thermalization time, t_f/τ . We have presented the results on the elliptic flow (v_2) of various identified hadrons like pions, kaons, protons, D meson, and lambda for different centralities of Pb+Pb collision at $\sqrt{s_{NN}} = 2.76$ TeV. While analysing the data, we have kept the freeze-out temperature (T_f) for the hadrons at 0.095 GeV for the most central collisions (0-5%) and 0.11 GeV for most peripheral collisions (50-60%) [53]. We assume that the value of T_f is smaller for the central collisions in comparison to the peripheral collisions. The above assumption on the freeze-out temperature is based on the fact that the freeze-out in peripheral collisions occurs quicker than in the most central collisions [53]. The dependence of identified hadrons' v_2 is studied by varying two parameters, β_s and t_f/τ , using equation (29). Based on the closest explanation of the data, we have kept the width of the Wigner function $2\sigma^2$ fixed at 0.0009 for mesons and 0.04 for baryons in our calculations. As discussed earlier that the constituent quarks for recombination process occupy a close phase space, we needed a narrow Gaussian function and not a delta function so as to avoid the collinear divergences as well as to satisfy the above condition. We have not included the flow from hadronic medium as they are most visible for particles below $p_T < 2$ GeV [54, 55] where our results focus on $p_T \geq 2$ GeV.

In Figure 1, we have shown p_T spectra of various charged hadrons in the most central collisions of Pb+Pb at $\sqrt{s_{NN}} = 2.76$ TeV. The coalescence method is employed to form hadrons from quarks at the freeze-out surface. The resulting transverse momentum distributions are then drawn and compared with the experimental data from ALICE@CERN [57–59]. It is found that the discussed model in the above section explains the experimental data in the moderate p_T region.

In Figure 2, we have shown v_2 of $(\pi^+ + \pi^-)$. The left plot shows the variation of v_2 with p_T for different surface velocity parameters, β_s , while the right plot shows for different t_f/τ . Three different values of β_s keeping t_f/τ fixed are taken and vice versa. Generally speaking, our theoretical results match with the experimental data within errors for the discussed particles, from the mid- p_T region to the max p_T shown. However, the model fails to explain the data for $p_T < 1.0$ GeV/c. The reason may be due to the absence of pions from decays of resonances [60]. Pions also stand out as an example that shows coalescence picture should work mostly in the mid- p_T region.

In Figure 3, the elliptic flow of pions ($\pi^+ + \pi^-$) is presented as a function of p_T for various centralities at

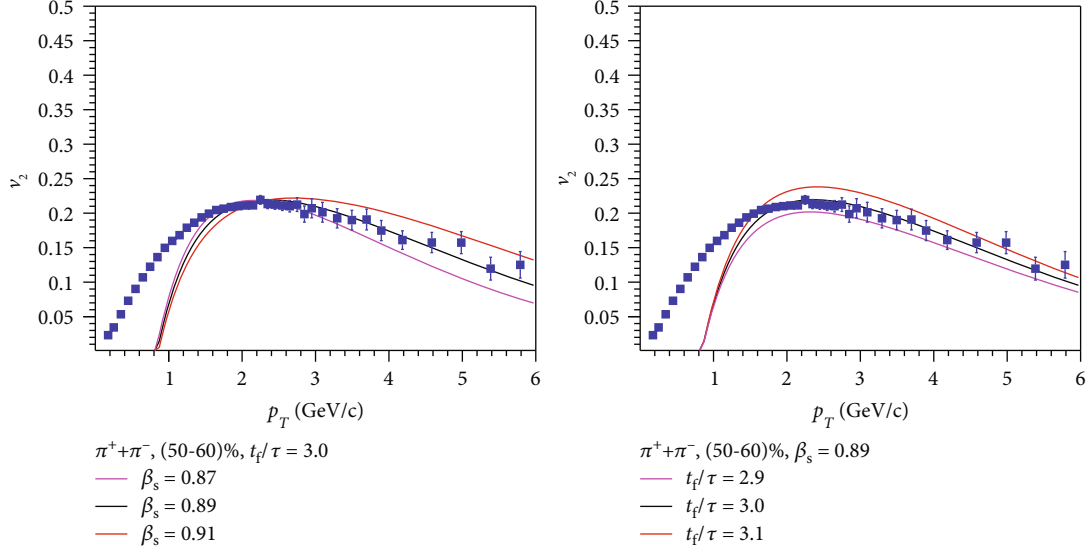


FIGURE 2: The elliptic flow (v_2) of ($\pi^+ + \pi^-$) versus p_T at constant t_f/τ and β_s for peripheral collisions (50-60)% at $\sqrt{s_{NN}} = 2.76$ TeV. Symbols are experimental data points [58], and lines are the model results.

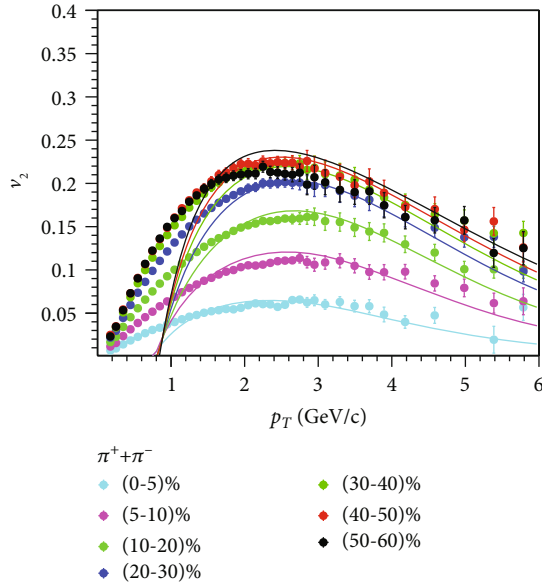


FIGURE 3: The elliptic flow (v_2) of ($\pi^+ + \pi^-$) versus p_T for various centralities for Pb+Pb collisions at $\sqrt{s_{NN}} = 2.76$ TeV. Symbols are experimental data points [58], and lines are the model results.

$\sqrt{s_{NN}} = 2.76$ TeV for Pb+Pb collisions. Symbols are the experimental data, and lines are model results. Here, freeze-out temperatures (T_f) are taken smaller for most central collision than to peripheral collisions. The model results are found to explain the data qualitatively beyond $p_T = 1$ GeV/c for all the centralities within the error bar. However, the quark coalescence mechanism is not able to explain the data below $p_T = 1$ GeV/c. Experimentally, it is found that v_2 for (50-60)% appears to be inverse in order compared to (40-50)% due to statistical fluctuations. However, the model follows the expected trend of higher v_2 for higher centralities.

In the left panel of Figure 4, we have shown the elliptic flow or azimuthal anisotropy v_2 and spatial anisotropy ε_2 of the pions versus N_{part} . ε_2 is generally defined in terms of spatial coordinates (x, y) of participants' nucleons in the transverse plane. It can be written as

$$\varepsilon_2 = \frac{\langle x^2 - y^2 \rangle}{\langle x^2 + y^2 \rangle}. \quad (31)$$

In this paper, Glauber-MC formalism [61] has been employed to calculate ε_2 . Both v_2 and ε_2 decrease with N_{part} , which is expected. In the right panel of Figure 4, we show the ratio of v_2 and ε_2 vs. N_{part} or centrality. We find that the ratio tends to increase towards central collisions but drops suddenly for most central. This ratio approximately shows the strength of anisotropy developed as we move towards central collisions and may indicate the extent of collectivity undertaken by the bulk of the partons within quark gluon plasma. However, the sudden drop in this ratio at the most central will be investigated further in our future reports.

In Figure 5, we have presented the variations of v_2 of Kaons, ($K^+ + K^-$) with p_T for 50-60% centrality. The left panel is v_2 versus p_T for different β_s at constant t_f/τ , while the right panel shows v_2 versus p_T for different t_f/τ at constant β_s . Three different values of β_s keeping t_f/τ fixed are taken and vice versa. The theoretical curves tend to overestimate the data although it gives a consistent explanation as to the nature of the shape of Kaons v_2 shown by the experimental data. Also, the plot on the left side shows that the theoretical lines cross each other for the different values of β_s , which shows greater sensitivity of v_2 on the surface velocity of the fireball. The theoretical line is quite close to experimental points at low p_T which shows that large mass should have less contribution from resonance decays.

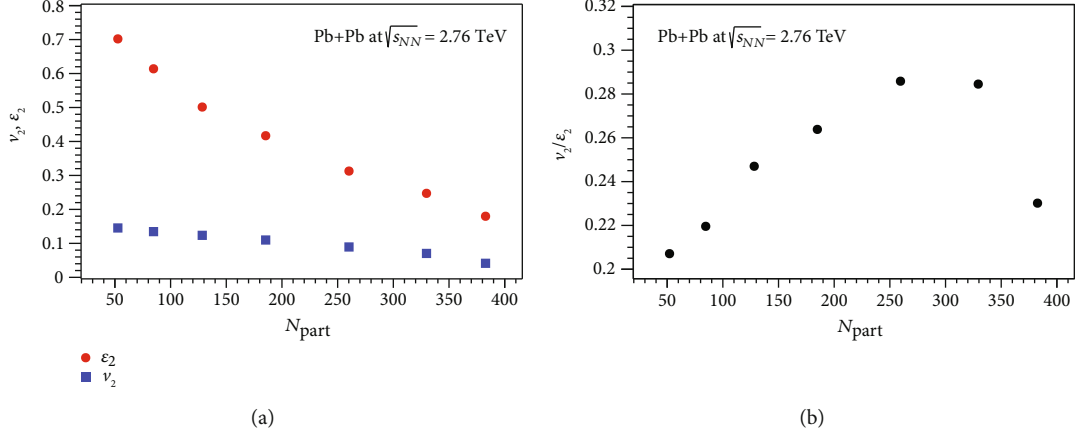


FIGURE 4: (a) The elliptic flow (v_2) and spatial anisotropy (ϵ_2) of ($\pi^+ + \pi^-$) versus N_{part} for Pb+Pb collisions at $\sqrt{s_{NN}} = 2.76$ TeV. (b) The ratio of v_2 and ϵ_2 of pions versus N_{part} .

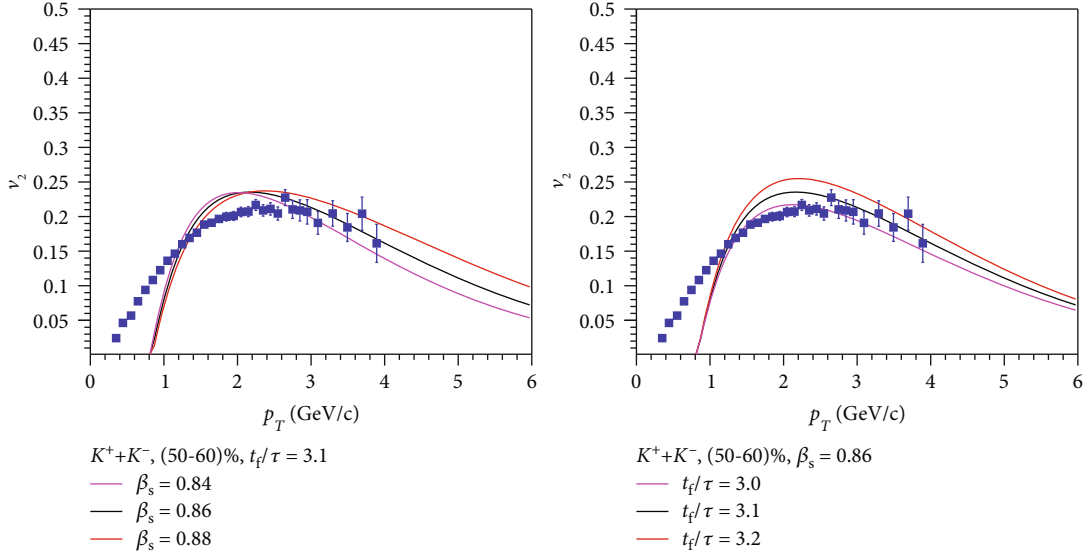


FIGURE 5: The elliptic flow (v_2) of ($K^+ + K^-$) versus p_T at constant t_f/τ and β_s for peripheral collisions (50-60%) at $\sqrt{s_{NN}} = 2.76$ TeV. Symbols are experimental data points [58], and lines are the model results.

In Figure 6, we have shown v_2 of K -short (K_S^0). The left plot shows the variation of v_2 with p_T taking various values of β_s . The right plot of the figure represents the variation of v_2 with p_T taking different values of t_f/τ . Three different values of β_s keeping t_f/τ fixed are taken and vice versa. K_S^0 is a little heavier than Kaons, which is why the t_f/τ and β_s values are almost similar in both the cases. Similarly, the theoretical curve tends to overestimate the data up to $p_T = 3$ GeV/c. However, the theoretical curve shows a gradually increasing trend and slopes down smoothly at high p_T .

Figure 7 represents the variations of v_2 with respect to p_T of phi, ϕ . The left plot shows the variation of v_2 for different β_s at constant t_f/τ , while the right plot shows the variation of v_2 with parameter t_f/τ keeping β_s constant. Three different

values of β_s keeping t_f/τ fixed are taken and vice versa. Phi meson's results show a gradual rise in the values of v_2 with an increase in p_T as shown in the plot. Although, the data points show a very small variation after $p_T > 3$ GeV/c, the theoretical curves drop smoothly and continues to do so at $p_T = 6.0$ GeV/c.

In Figure 8, the elliptic flow of D meson is presented as a function of p_T for centrality 30-50% at $\sqrt{s_{NN}} = 2.76$ TeV Pb +Pb collisions. The left panel shows elliptic flow for various β_s at constant t_f/τ . The model shows a rise in v_2 for $p_T < 3$ GeV/c and falls smoothly afterwards. The data points show almost a constant v_2 value and also, a number of data points are small to be explained satisfactorily by our model. The right plot is v_2 of D meson for different values of t_f/τ keeping β_s constant.

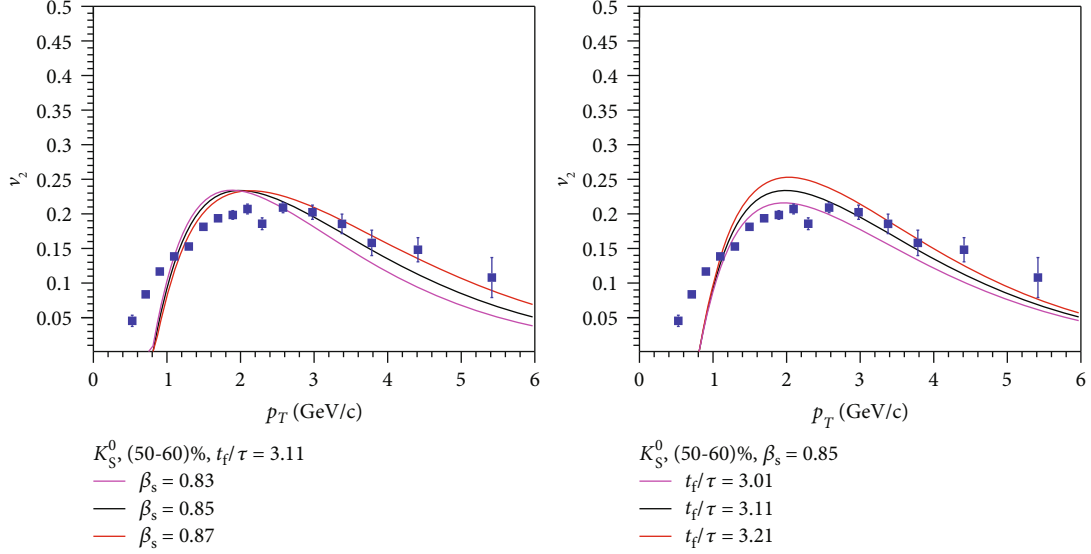


FIGURE 6: The elliptic flow (v_2) of K_S^0 versus p_T at constant t_f/τ and β_s for peripheral collisions (50-60)% at $\sqrt{s_{NN}} = 2.76$ TeV. Symbols are experimental data points [58], and lines are the model results.

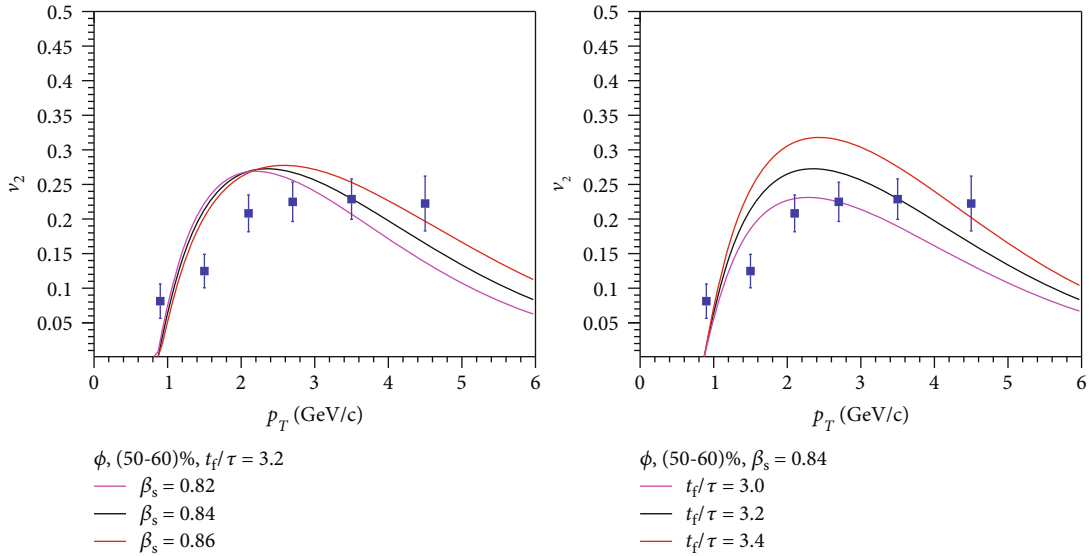


FIGURE 7: The elliptic flow (v_2) of phi-meson (ϕ) versus p_T at constant t_f/τ and β_s for peripheral collisions (50-60)% at $\sqrt{s_{NN}} = 2.76$ TeV. Symbols are experimental data points [58], and lines are the model results.

In Figure 9, we have shown the variations of the elliptic flow of $p + \bar{p}$ with respect to p_T for 50-60% centrality of Pb+Pb collisions at $\sqrt{s_{NN}} = 2.76$ TeV. In the left hand side of the figure, we show the v_2 for different values of β_s keeping t_f/τ fixed. It is found that the model results explain the experimental data qualitatively above $p_T = 1$ GeV/c for $\beta_s = 0.9$. The right hand side of the figure is the results for various t_f/τ at constant β_s . Again, there is a good agreement between the model calculations and experimental data above $p_T = 1$ GeV/c for $t_f/\tau = 2.2$.

In Figure 10, the elliptic flow of $\Lambda + \bar{\Lambda}$ is presented with respect to p_T for centrality 50-60% at Pb+Pb collisions. In

the left hand side of the figure, we show the v_2 for different values of β_s keeping t_f/τ fixed. It is found that the model results explain the experimental data qualitatively above $p_T = 1$ GeV/c for $\beta_s = 0.89$. The right hand side of the figure is the results for various t_f/τ at constant β_s . Again, there is a good agreement between the model calculations and experimental data above $p_T = 1$ GeV/c for $t_f/\tau = 2.4$.

In Figure 11, we have plotted the v_2 of Λ hadron with its three constituent quarks, u , d , and s . Although the flow of the constituent quarks starts long before $p_T < 1.0$ GeV/c unlike that of the Λ , the magnitude is much smaller than that of the hadron. Another which is visible from the plot is that

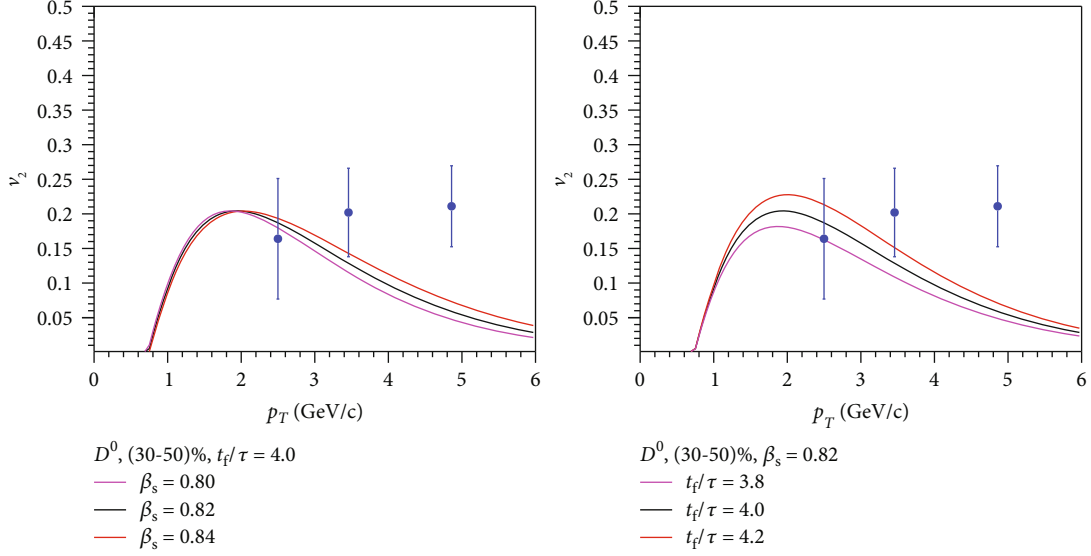


FIGURE 8: The elliptic flow (v_2) of D meson versus v_2 at constant t_f/τ and β_s for peripheral collisions (30-50)% at $\sqrt{s_{NN}} = 2.76$ TeV. Symbols are experimental data points [59], and lines are the model results.

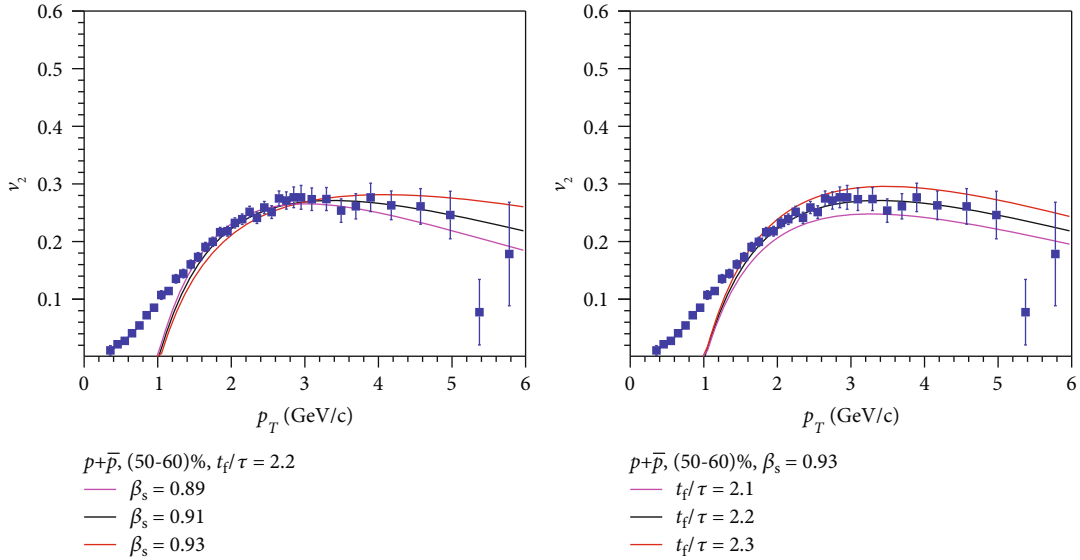


FIGURE 9: The elliptic flow (v_2) of $(p + \bar{p})$ versus p_T at constant t_f/τ and β_s for peripheral collisions (50-60)% at $\sqrt{s_{NN}} = 2.76$ TeV. Symbols are experimental data points [58], and lines are the model results.

the constituent quarks follow some sort of mass ordering with up quark being the lightest has highest flow and strange quark has the lowest. In this calculation β_s and t_f/τ taken from Λ v_2 plot are kept fixed for its constituent quarks, u , d , and s .

In Figure 12, the correlation of t_f/τ with β_s is shown for various identified hadrons observed after extracting the values from the model results on the elliptic flow with the experimental data at $\sqrt{s_{NN}} = 2.76$ TeV for peripheral Pb+Pb collisions. In this plot, we find that with the increase in t_f/τ , the surface velocity β_s of hadrons decreases. The mesons

show this trend separately from the baryons as evident from the figure. Although the ranges of variations in the values of both the parameters are not large, we find a small mass dependence in the correlation as we go from the lightest π -meson towards heavier D^0 meson. A similar trend is also being observed for baryons, p and Λ .

5. Summary and Conclusions

We have used the quark coalescence method for hadronization and the Boltzmann transport equation in relaxation

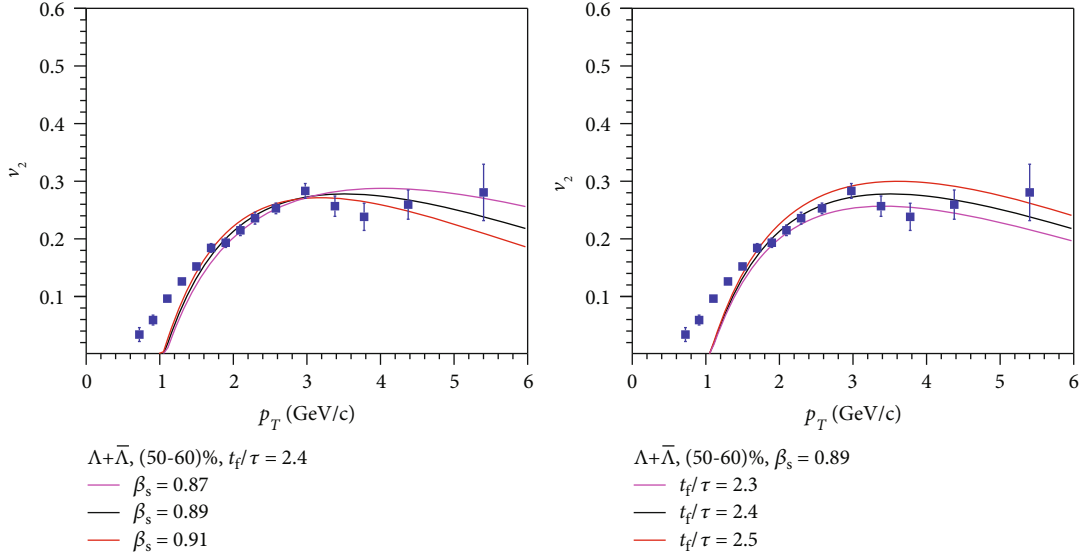


FIGURE 10: The elliptic flow (v_2) of $(\Lambda + \bar{\Lambda})$ versus p_T at constant t_f/τ and β_s for peripheral collisions (50-60%) at $\sqrt{s_{NN}} = 2.76$ TeV. Symbols are experimental data points [58], and lines are the model results.

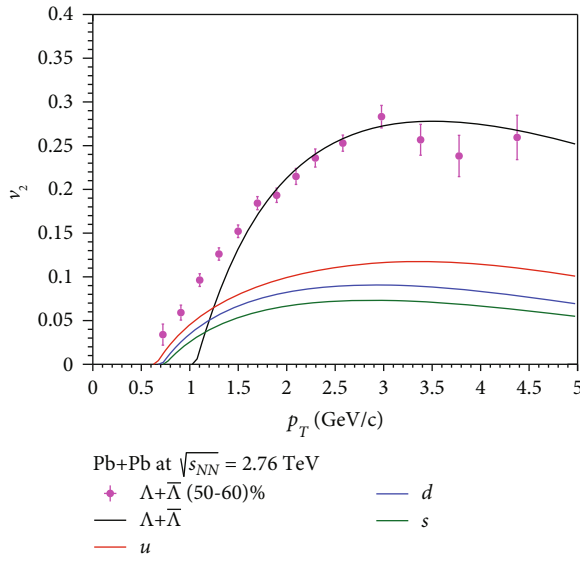


FIGURE 11: Comparison of v_2 of constituent quarks with the final Λ hadron v_2 for peripheral Pb+Pb collisions at $\sqrt{s_{NN}} = 2.76$ TeV.

time approximation to estimate the elliptic flow, v_2 , for the identified hadrons in Pb+Pb collisions at $\sqrt{s_{NN}} = 2.76$ TeV. The important findings are summarised as follows:

- (1) The quark coalescence approach is successful in explaining the elliptic flow data in the moderate transverse momentum region. However, it could not explain the data at low p_T
- (2) The present formalism successfully attempts to connect the particle production from prompt interaction of initially produced partons with finally produced hadrons at hadronization hypersurface. For interme-

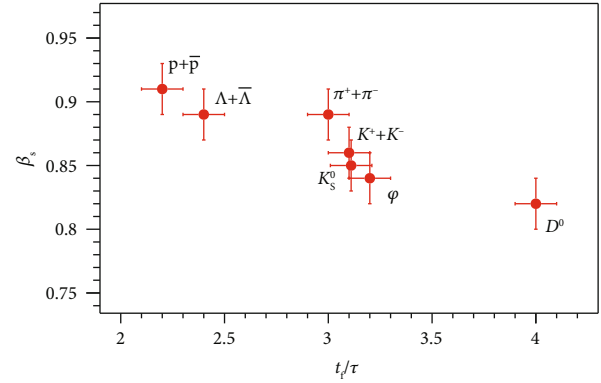


FIGURE 12: The plot of β_s versus t_f/τ of various particles for peripheral Pb+Pb collisions at $\sqrt{s_{NN}} = 2.76$ TeV.

diated p_T ranges, the present formalism may successfully interpolate nonequilibrium or jet-like quarks into blast wave distribution. The hadronic medium effects have not been taken into account. Similarly, resonance decays into observed particles particularly in the pion sector have been neglected as well

- (3) We have found a correlation between the radial part of the transverse flow and t_f/τ while explaining the v_2 spectra in peripheral collisions
- (4) We have also compared elliptic flow of constituent quarks, u, d, s with the final hadron, Λ . We find that v_2 of each quark is around 1/3 of the final Λ baryon. This actually verifies the coalescence mechanism used in the present calculations
- (5) Higher mass quarks are found to have a lower v_2 as compared to lighter quarks. On the other hand, the flow of mesons behaves almost similarly in the mid-

p_T region although their flow parameter, β_s , and time ratio, t_f/τ , show correlation and a mass dependence. This is evident from the observation of monotonically decreasing flow parameter with time ratio and particle mass. This also shows that azimuthal anisotropy developed in the partonic phase plays a major role in the observed v_2 of final hadrons. Similarly, the hadronization mechanism as a part of the freeze-out dynamics also plays a major role in this regard

We will continue our investigation on particles' flow with other hadronization mechanisms such as fragmentation and compare with our current coalescence/recombination model, within the framework of BTE-RTA mechanism.

Data Availability

The data used to support the findings of this study are available from the corresponding author upon request.

Conflicts of Interest

The authors declare that there is no conflict of interest regarding the publication of this paper.

Acknowledgments

The authors acknowledge the financial supports from ALICE Project No. SR/MF/PS-01/2014-IITI(G) of Department of Science and Technology, Government of India. ST acknowledges the financial support by the DST-INSPIRE program of Government of India.

References

- [1] S. Voloshin and Y. Zhang, "Flow study in relativistic nuclear collisions by Fourier expansion of azimuthal particle distributions," *Zeitschrift für Physik C Particles and Fields*, vol. 70, no. 4, pp. 665–671, 1996.
- [2] A. Le F'evre, Y. Leifels, C. Hartnack, and J. Aichelin, "Origin of elliptic flow and its dependence on the equation of state in heavy ion reactions at intermediate energies," *Physical Review C*, vol. 98, no. 3, article 034901, 2018.
- [3] J. Adams and STAR Collaboration, "Particle-type dependence of azimuthal anisotropy and nuclear modification of particle production in Au + Au collisions at $\sqrt{s_{NN}} = 200$ GeV," *Physical Review Letters*, vol. 92, no. 5, article 052302, 2004.
- [4] B. I. Abelev and STAR Collaboration, "Mass, quark-number, and $\sqrt{s_{NN}}$ dependence of the second and fourth flow harmonics in ultrarelativistic nucleus-nucleus collisions," *Physical Review C*, vol. 75, article 054906, 2007.
- [5] J. Adams, STAR Collaboration, and STAR-RICH Collaboration, "Azimuthal anisotropy in Au + Au collisions at $\sqrt{s_{NN}} = 200$ GeV," *Physical Review C*, vol. 72, article 014904, 2005.
- [6] B. I. Abelev and STAR Collaboration, "Partonic Flow and ϕ -Meson Production in Au + Au Collisions at $\sqrt{s_{NN}} = 200$ GeV," *Physical Review Letters*, vol. 99, article 112301, 2007.
- [7] S. S. Adler and PHENIX Collaboration, "Elliptic Flow of Identified Hadrons in Au + Au Collisions at $\sqrt{s_{NN}} = 200$ GeV," *Physical Review Letters*, vol. 91, article 182301, 2003.
- [8] S. Afanasiev and PHENIX Collaboration, "Elliptic Flow for ϕ Mesons and (Anti)deuterons in Au + Au Collisions at $\sqrt{s_{NN}} = 200$ GeV," *Physical Review Letters*, vol. 99, article 052301, 2007.
- [9] B. B. Abelev and ALICE Collaboration, "Elliptic flow of identified hadrons in Pb-Pb collisions at $\sqrt{s_{NN}} = 2.76$ TeV," *Journal of High Energy Physics*, vol. 2015, p. 190, 2015.
- [10] T. S. Biró, M. Horváth, and Z. Schram, "Elliptic flow due to radiation in heavy-ion collisions," *The European Physical Journal A*, vol. 51, no. 7, p. 75, 2015.
- [11] M. Nahrgang, J. Aichelin, S. Bass, P. B. Gossiaux, and K. Werner, "Elliptic and triangular flow of heavy flavor in heavy-ion collisions," *Physical Review C*, vol. 91, no. 1, article 014904, 2015.
- [12] M. R. Haque, C. Jena, and B. Mohanty, "A review of elliptic flow of light nuclei in heavy-ion collisions at RHIC and LHC energies," *Advances in High Energy Physics*, vol. 2017, Article ID 1248563, 15 pages, 2017.
- [13] S. Tripathy, S. K. Tiwari, M. Younus, and R. Sahoo, "Elliptic flow in Pb+Pb collisions at $\sqrt{s_{NN}} = 2.76$ TeV at the LHC using Boltzmann transport equation with non-extensive statistics," *European Physical Journal A: Hadrons and Nuclei*, vol. 54, p. 38, 2018.
- [14] X. Sun, J. Liu, A. Schmah et al., "Elliptic and triangular flow of identified particles from the AMPT model at RHIC energies," *Journal of Physics G: Nuclear and Particle Physics*, vol. 42, no. 11, article 115101, 2015.
- [15] D. Teaney, J. Lauret, and E. V. Shuryak, "Flow at the SPS and RHIC as a Quark-Gluon Plasma Signature," *Physical Review Letters*, vol. 86, no. 21, pp. 4783–4786, 2001.
- [16] S. Mazumder, T. Bhattacharyya, and J.-e. Alam, "Gluon bremsstrahlung by heavy quarks: Its effects on transport coefficients and equilibrium distribution," *Physical Review D*, vol. 89, no. 1, article 014002, 2014.
- [17] S. Sarkar, P. Mali, and A. Mukhopadhyay, "Azimuthal anisotropy in particle distribution in a multiphase transport model," *Physical Review C*, vol. 96, no. 2, article 024913, 2017.
- [18] C.-Q. Guo, C.-J. Zhang, and J. Xu, "Revisiting directed flow in relativistic heavy-ion collisions from a multiphase transport model," *European Physical Journal A: Hadrons and Nuclei*, vol. 53, no. 12, p. 233, 2017.
- [19] P. Sahoo, S. K. Tiwari, and R. Sahoo, "Electrical conductivity of hot and dense QCD matter created in heavy-ion collisions: A color string percolation approach," *Physical Review D*, vol. 98, no. 5, article 054005, 2018.
- [20] R. Baier, P. Romatschke, and U. A. Wiedemann, "Dissipative hydrodynamics and heavy-ion collisions," *Physical Review C*, vol. 73, no. 6, article 064903, 2006.
- [21] S. Gavin, "Transport coefficients in ultra-relativistic heavy-ion collisions," *Nuclear Physics A*, vol. 435, no. 3-4, pp. 826–843, 1985.
- [22] K. Geiger and B. Muller, "Dynamics of parton cascades in highly relativistic nuclear collisions," *Nuclear Physics A*, vol. 544, no. 1-2, pp. 467–470, 1992.
- [23] D. K. Srivastava and K. Geiger, "Spectra of produced particles at CERN SPS heavy-ion collisions from a parton cascade model," *Physics Letters B*, vol. 422, no. 1-4, pp. 39–44, 1998.
- [24] S. A. Bass, B. Muller, and D. K. Srivastava, "RHIC physics with the parton cascade model," *Journal of Physics G: Nuclear and Particle Physics*, vol. 30, no. 8, pp. S1283–S1286, 2004.

- [25] B. Zhang, M. Gyulassy, and C. M. Ko, “Elliptic flow from a parton cascade,” *Physics Letters B*, vol. 455, no. 1-4, pp. 45–48, 1999.
- [26] M. Younus, C. E. Coleman-Smith, S. A. Bass, and D. K. Srivastava, “Charm quark energy loss in infinite QCD matter using a parton cascade model,” *Physical Review C*, vol. 91, no. 2, article 024912, 2015.
- [27] T. Bhattacharyya, P. Garg, R. Sahoo, and P. Samantray, “Time evolution of temperature fluctuation in a non-equilibrated system,” *European Physical Journal A: Hadrons and Nuclei*, vol. 52, no. 9, p. 283, 2016.
- [28] S. Tripathy, T. Bhattacharyya, P. Garg, P. Kumar, R. Sahoo, and J. Cleymans, “Nuclear modification factor using Tsallis non-extensive statistics,” *European Physical Journal A: Hadrons and Nuclei*, vol. 52, no. 9, p. 289, 2016.
- [29] S. Tripathy, A. Khuntia, S. K. Tiwari, and R. Sahoo, “Transverse-momentum spectra and nuclear modification factor using Boltzmann Transport Equation with flow in Pb+Pb collisions at $\sqrt{s_{NN}} = 2.76$ TeV,” *European Physical Journal A: Hadrons and Nuclei*, vol. 53, p. 99, 2017.
- [30] W. Florkowski and R. Ryblewski, “Separation of elastic and inelastic processes in the relaxation-time approximation for the collision integral,” *Physical Review C*, vol. 93, no. 6, article 064903, 2016.
- [31] J. D. Bjorken, “Highly relativistic nucleus-nucleus collisions: The central rapidity region,” *Physical Review D*, vol. 27, no. 1, pp. 140–151, 1983.
- [32] P. Huovinen, P. F. Kolb, U. Heinz, P. V. Ruuskanen, and S. A. Voloshin, “Radial and elliptic flow at RHIC: further predictions,” *Physics Letters B*, vol. 503, no. 1-2, pp. 58–64, 2001.
- [33] E. Schnedermann, J. Sollfrank, and U. W. Heinz, “Thermal phenomenology of hadrons from 200A GeV S+S collisions,” *Physical Review C*, vol. 48, article 2462, 1993.
- [34] P. Braun-Munzinger, J. Stachel, J. P. Wessels, and N. Xu, “Thermal equilibration and expansion in nucleus-nucleus collisions at the AGS,” *Physics Letters B*, vol. 344, no. 1-4, pp. 43–48, 1995.
- [35] Z.-B. Tang, L. Yi, L.-J. Ruan et al., “The statistical origin of constituent-quark scaling in QGP hadronization,” *Chinese Physics Letters*, vol. 30, no. 3, article 031201, 2013.
- [36] K. Adcox and PHENIX Collaboration, “Single identified hadron spectra from $\sqrt{s_{NN}} = 130$ GeV collisions,” *Physical Review C*, vol. 69, article 024904, 2004.
- [37] T. Sjöstrand, S. Mrenna, and P. Skands, “PYTHIA 6.4 physics and manual,” *Journal of High Energy Physics*, vol. 2006, no. 5, 2006.
- [38] M. Gyulassy and X.-N. Wang, “HIJING 1.0: A monte carlo program for parton and particle production in high energy hadronic and nuclear collisions,” *Computer Physics Communications*, vol. 83, no. 2-3, pp. 307–331, 1994.
- [39] H. L. Lai, J. Huston, S. Kuhlmann et al., “Improved parton distributions from global analysis of recent deep inelastic scattering and inclusive jet data,” *Physical Review D*, vol. 55, no. 3, pp. 1280–1296, 1997.
- [40] D. Molnár and S. A. Voloshin, “Elliptic flow at large transverse momenta from quark coalescence,” *Physical Review Letters*, vol. 91, no. 9, article 092301, 2003.
- [41] Z.-w. Lin and D. Molnár, “Quark coalescence and elliptic flow of charm hadrons,” *Physical Review C*, vol. 68, no. 4, article 044901, 2003.
- [42] R. J. Fries, B. Muller, C. Nonaka, and S. A. Bass, “Hadronization in heavy-ion collisions: recombination and fragmentation of partons,” *Physical Review Letters*, vol. 90, no. 20, article 202303, 2003.
- [43] R. J. Fries, B. Müller, C. Nonaka, and S. A. Bass, “Hadron production in heavy ion collisions: Fragmentation and recombination from a dense parton phase,” *Physical Review C*, vol. 68, no. 4, article 044902, 2003.
- [44] O. Kaczmarek, F. Karsch, E. Laermann, and M. Lutgemeier, “Heavy quark potentials in quenched QCD at high temperature,” *Physical Review D*, vol. 62, no. 3, article 034021, 2000.
- [45] A. Peshier, B. Kämpfer, and G. Soff, “From QCD lattice calculations to the equation of state of quark matter,” *Physical Review D*, vol. 66, no. 9, article 094003, 2002.
- [46] S. J. Casalterrey and E. V. Shuryak, “Jet fragmentation due to a quark/diquark pick-up in high energy heavy ion collisions,” <https://arxiv.org/abs/hep-ph/0305160>.
- [47] V. Greco, C. M. Ko, and P. Lévai, “Partonic coalescence in relativistic heavy ion collisions,” *Physical Review C*, vol. 68, no. 3, article 034904, 2003.
- [48] K.-J. Sun and L.-W. Chen, “Analytical coalescence formula for particle production in relativistic heavy-ion collisions,” *Physical Review C*, vol. 95, no. 4, article 044905, 2017.
- [49] Y. He and Z.-W. Lin, “Improved quark coalescence for a multi-phase transport model,” *Physical Review C*, vol. 96, no. 1, article 014910, 2017.
- [50] X. Yin, C. M. Ko, Y. Sun, and L. Zhu, “Elliptic flow of light nuclei,” *Physical Review C*, vol. 95, no. 5, article 054913, 2017.
- [51] T. Peitzmann, “Mass generation in coalescence — effects on hadron spectra,” *Acta Physica Hungarica Series A, Heavy Ion Physics*, vol. 27, no. 2-3, pp. 363–366, 2006.
- [52] G. KuipersAdvisors: E. Laenen and T. Peitzmann, 2005, https://www.nikhef.nl/pub/theory/masters-theses/gerben_kuipers.pdf.
- [53] B. Abelev and ALICE Collaboration, “Centrality dependence of π , K, and p production in Pb-Pb collisions at $\sqrt{s_{NN}} = 2.76$ TeV,” *Physical Review C*, vol. 88, article 044910, 2013.
- [54] C. Nonaka, B. Müller, M. Asakawa, S. A. Bass, and R. J. Fries, “Elliptic flow of resonances in relativistic heavy ion collisions: Probing final state interactions and the structure of resonances,” *Physical Review C*, vol. 69, no. 3, article 031902, 2004.
- [55] M. He, R. J. Fries, and R. Rapp, “Scaling of elliptic flow, recombination, and sequential freeze-out of hadrons in heavy-ion collisions,” *Physical Review C*, vol. 82, no. 3, article 034907, 2010.
- [56] ALICE Collaboration, “Production of charged pions, kaons and protons at large transverse momenta in pp and Pb-Pb collisions at $\sqrt{s_{NN}} = 2.76$ TeV,” *Physics Letters B*, vol. 736, pp. 196–207, 2014.
- [57] ALICE Collaboration, “Transverse momentum dependence of D-meson production in Pb-Pb collisions at $\sqrt{s_{NN}} = 2.76$ TeV,” *Journal of High Energy Physics*, vol. 2016, p. 81, 2016.
- [58] ALICE Collaboration, “Elliptic flow of identified hadrons in Pb-Pb collisions at $\sqrt{s_{NN}} = 2.76$ TeV,” vol. 2015, p. 190, 2015.
- [59] B. Abelev and ALICE Collaboration, “D Meson Elliptic Flow in Noncentral Pb-Pb Collisions at $\sqrt{s_{NN}} = 2.76$ TeV,” *Physical Review Letters*, vol. 111, article 102301, 2013.
- [60] V. Greco and C. M. Ko, “Effect of resonance decays on hadron elliptic flows,” *Physical Review C*, vol. 70, no. 2, article 024901, 2004.

- [61] M. L. Miller, K. Reygers, S. J. Sanders, and P. Steinberg, "Glauber modeling in high-energy nuclear collisions," *Annual Review of Nuclear and Particle Science*, vol. 57, no. 1, pp. 205–243, 2007.
- [62] B. B. Abelev and ALICE collaboration, " K_S^0 and Λ production in Pb-Pb collisions at $\sqrt{s_{NN}} = 2.76$ TeV," *Physical Review Letters*, vol. 111, article 222301, 2013.
- [63] J. Adam and ALICE Collaboration, " $K^*(892)^0$ and $\phi(1020)$ meson production at high transverse momentum in pp and Pb-Pb collisions at $\sqrt{s_{NN}} = 2.76$ TeV," *Physical Review C*, vol. 95, article 064606, 2017.