



Erratum to: Sensitivity of the DARWIN observatory to the neutrinoless double beta decay of ^{136}Xe

DARWIN Collaboration^c

F. Agostini¹, S. E. M. Ahmed Maouloud², L. Althueser³, F. Amaro⁴, B. Antunovic^{5,d}, E. Aprile⁶, L. Baudis⁷, D. Baur⁸, Y. Biondi⁷, A. Bismark^{7,8}, P. A. Breur^{9,e}, A. Brown⁷, G. Bruno¹⁰, R. Budnik¹¹, C. Capelli⁷, J. Cardoso⁴, D. Cichon¹², M. Clark¹³, A. P. Colijn^{9,f}, J. J. Cuenca-García¹⁴, J. P. Cussonneau¹⁵, M. P. Decowski⁹, A. Depoian¹³, J. Dierle⁸, P. Di Gangi¹, A. Di Giovanni¹⁰, S. Diglio¹⁵, J. M. F. dos Santos⁴, G. Drexlin¹⁶, K. Eitel¹⁴, R. Engel¹⁴, A. D. Ferella^{17,18}, H. Fischer⁸, M. Galloway⁷, F. Gao⁶, F. Girard⁷, F. Glück¹⁴, L. Grandi¹⁹, R. Gröbke¹⁴, R. Gumbsheimer¹⁴, S. Hansmann-Menzemer²⁰, F. Jörg¹², G. Khundzakishvili¹³, A. Kopec¹³, F. Kuger^{8,a}, L. M. Krauss²¹, H. Landsman¹¹, R. F. Lang¹³, S. Lindemann⁸, M. Lindner¹², J. A. M. Lopes^{4,g}, A. Loya Villalpando⁹, C. Macolino²², A. Manfredini⁷, T. Marrodán Undagoitia¹², J. Masbou¹⁵, E. Masson²², P. Meinhardt⁸, S. Milutinovic⁵, A. Molinario²³, C. M. B. Monteiro⁴, M. Murra³, U. G. Oberlack²⁴, M. Pandurovic⁵, R. Peres⁷, J. Pienaar¹⁹, M. Pierre¹⁵, V. Pizzella¹², J. Qin¹³, D. Ramírez García⁸, S. Reichard⁷, N. Rupp¹², P. Sanchez-Lucas^{7,b}, G. Sartorelli¹, D. Schulte³, M. Schumann⁸, L. Scotto Lavina², M. Selvi¹, M. Silva⁴, H. Simgen¹², M. Steidl¹⁴, A. Terliuk²⁰, C. Therreau¹⁵, D. Thers¹⁵, K. Thieme⁷, R. Trotta^{25,h}, C. D. Tunnell²⁶, K. Valerius¹⁴, G. Volta⁷, D. Vorkapic⁵, C. Weinheimer³, C. Wittweg³, J. Wolf¹⁶, J. P. Zopounidis², K. Zuber²⁷

¹ Department of Physics and Astronomy, University of Bologna and INFN-Bologna, 40126 Bologna, Italy

² LPNHE, Université Pierre et Marie Curie, Université Paris Diderot, CNRS/IN2P3, 75252 Paris, France

³ Institut für Kernphysik, Westfälische Wilhelms-Universität Münster, 48149 Münster, Germany

⁴ LIBPhys, Department of Physics, University of Coimbra, 3004-516 Coimbra, Portugal

⁵ Vinca Institute of Nuclear Science, University of Belgrade, Mihajla Petrovica Alasa 12-14., Belgrade, Serbia

⁶ Physics Department, Columbia University, New York, NY 10027, USA

⁷ Physik-Institut, University of Zurich, 8057 Zurich, Switzerland

⁸ Physikalisches Institut, Universität Freiburg, 79104 Freiburg, Germany

⁹ Nikhef and the University of Amsterdam, Science Park, 1098XG Amsterdam, The Netherlands

¹⁰ New York University Abu Dhabi, Abu Dhabi, United Arab Emirates

¹¹ Department of Particle Physics and Astrophysics, Weizmann Institute of Science, 7610001 Rehovot, Israel

¹² Max-Planck-Institut für Kernphysik, 69117 Heidelberg, Germany

¹³ Department of Physics and Astronomy, Purdue University, West Lafayette, IN 47907, USA

¹⁴ Institute for Nuclear Physics (IKP), Karlsruhe Institute of Technology (KIT), 76344 Eggenstein-Leopoldshafen, Germany

¹⁵ SUBATECH, IMT Atlantique, CNRS/IN2P3, Université de Nantes, 44307 Nantes, France

¹⁶ Institute of Experimental Particle Physics (ETP), Karlsruhe Institute of Technology (KIT), 76344 Eggenstein-Leopoldshafen, Germany

¹⁷ Department of Physics and Chemistry, University of L'Aquila, 67100 L'Aquila, Italy

¹⁸ INFN-Laboratori Nazionali del Gran Sasso and Gran Sasso Science Institute, 67100 L'Aquila, Italy

¹⁹ Department of Physics & Kavli Institute for Cosmological Physics, University of Chicago, Chicago, IL 60637, USA

²⁰ Physikalisches Institut, Ruprecht-Karls-Universität Heidelberg, Heidelberg, Germany

²¹ The Origins Project Foundation, Phoenix, AZ 85020, USA

²² Université Paris-Saclay, CNRS/IN2P3, IJCLab, 91405 Orsay, France

²³ INFN-Laboratori Nazionali del Gran Sasso and Gran Sasso Science Institute, 67100 L'Aquila, Italy

²⁴ Institut für Physik & Exzellenzcluster PRISMA+, Johannes Gutenberg-Universität Mainz, 55099 Mainz, Germany

²⁵ Department of Physics, Imperial Centre for Inference and Cosmology, Imperial College London, London SW7 2AZ, UK

²⁶ Department of Physics and Astronomy, Rice University, Houston, TX 77005, USA

²⁷ Institute for Nuclear and Particle Physics, TU Dresden, 01069 Dresden, Germany

Abstract We correct an overestimation of the production rate of ^{137}Xe in the DARWIN detector operated at LNGS. This formerly dominant intrinsic background source is now at a level similar to the irreducible background from solar ^8B neutrinos, thus unproblematic at the LNGS depth. The projected half-life sensitivity for the neutrinoless double beta decay ($0\nu\beta\beta$) of ^{136}Xe improves by 22% compared to the previously reported number and is now $T_{1/2}^{0\nu} = 3.0 \times 10^{27}$ yr (90% C.L.) after 10 years of DARWIN operation.

Erratum to: Eur. Phys. J. C

<https://doi.org/10.1140/epjc/s10052-020-8196-z>

Detailed MC simulation studies of muon-induced neutrons [1] revealed our initial overestimation of the ^{137}Xe activation by neutron capture on ^{136}Xe in the DARWIN TPC located at LNGS. The in-situ ^{137}Xe production rate must be corrected to (0.82 ± 0.10) atoms/(t·yr), a factor of 8.4 lower than the initially estimated value. This reduces the previously-dominant intrinsic background contribution from ^{137}Xe to a level similar to the ^8B neutrino background via ν - e^- scattering. This increased importance of the formerly subdominant ^8B background calls for a revision of its initially simplified calculation. The neutrino flux spectrum is now convolved with the energy-dependent electron neutrino survival probability $P_{ee}(E_\nu)$, according to the MSW-LMA solution [2]. Accordingly, Table 3 and Figures 6, 7 and 8 of the initial manuscript are corrected.

The DARWIN sensitivity to the $0\nu\beta\beta$ decay of ^{136}Xe is recalculated with the updated background rates. The figure-of-merit estimator (section 6.1 of the original manuscript) projects a half-life sensitivity at 90% confidence level (C.L.) of $T_{1/2}^{0\nu} = 2.7 \times 10^{27}$ yr (1.7×10^{27} yr) after 10 (4) years of exposure. The frequentist profile-likelihood analysis (section 6.2) yields a $T_{1/2}^{0\nu}$ sensitivity limit of 3.0×10^{27} yr for a 10 year exposure with 5 t fiducial mass. The corresponding 3σ discovery potential after 10 years is 1.3×10^{27} yr.

The now corrected intrinsic background is dominated by the β -decay of ^{214}Bi in the baseline scenario (black in Figure 8). Reducing the BiPo tagging inefficiency to 0.1% leads

The original article can be found online at <https://doi.org/10.1140/epjc/s10052-020-8196-z>.

^a e-mail: Fabian.Kuger@physik.uni-freiburg.de

^b e-mail: patricia.sanchez@physik.uzh.ch

^c e-mail: darwin@lngs.infn.it

^d Also at University of Banja Luka, Bosnia and Herzegovina

^e Now at SLAC, Menlo Park, CA 94025, USA

^f Also at Institute for Subatomic Physics, Utrecht University, Utrecht, The Netherlands

^g Also at Coimbra Polytechnic-ISEC, Coimbra, Portugal

^h Also at SISSA, Data Science Excellence Department, Trieste, Italy

Table 3 Expected background index averaged in the $0\nu\beta\beta$ -ROI of [2435–2481] keV, the corresponding event rate in the 5 t FV and the relative uncertainty by origin

Background source	Background index [events/(t·yr·keV)]	Rate [events/yr]	Rel. uncertainty
<i>External sources (5 t FV):</i>			
^{214}Bi peaks + continuum	1.36×10^{-3}	0.313	$\pm 3.6\%$
^{208}Tl continuum	6.20×10^{-4}	0.143	$\pm 4.9\%$
^{44}Sc continuum	4.64×10^{-6}	0.001	$\pm 15.8\%$
<i>Intrinsic contributions:</i>			
^8B (ν - e scattering)	1.51×10^{-4}	0.035	$\pm 13.5\%$
^{137}Xe (μ -induced n -capture)	1.69×10^{-4}	0.039	$\pm 10.2\%$
^{136}Xe $2\nu\beta\beta$	5.78×10^{-6}	0.001	+17.0%, - 15.2%
^{222}Rn in LXe (0.1 $\mu\text{Bq/kg}$)	3.09×10^{-4}	0.071	$\pm 1.6\%$
Total	2.62×10^{-3}	0.603	$\pm 2.4\%$

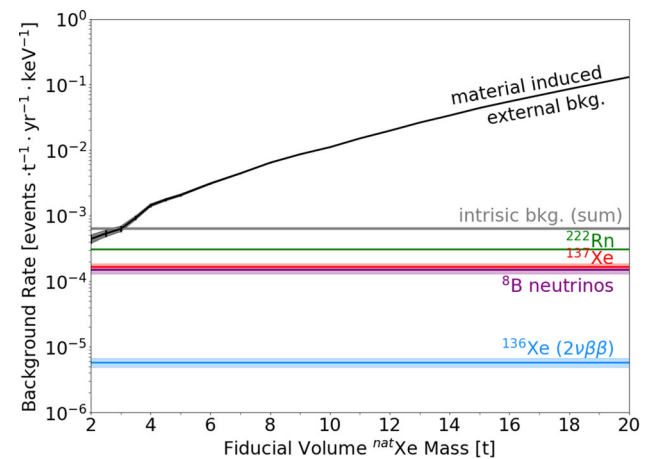


Fig. 6 Background rate in the ROI versus fiducial mass. External contributions are combined. Fiducial volume independent intrinsic sources are shown per contribution. Bands indicate $\pm 1\sigma$ uncertainties

to a similar background contribution from ^8B , ^{137}Xe , and ^{222}Rn for DARWIN at LNGS (red). Combining a 0.01% inefficiency with a 50% efficient timed veto on ^{137}Xe activation (discussed in section 7) suppresses the non-neutrino intrinsic backgrounds to approximately half of the ^8B contribution (blue). As in the initial manuscript, the optimistic scenarios assume a reduction of the external background and improved topological discrimination.

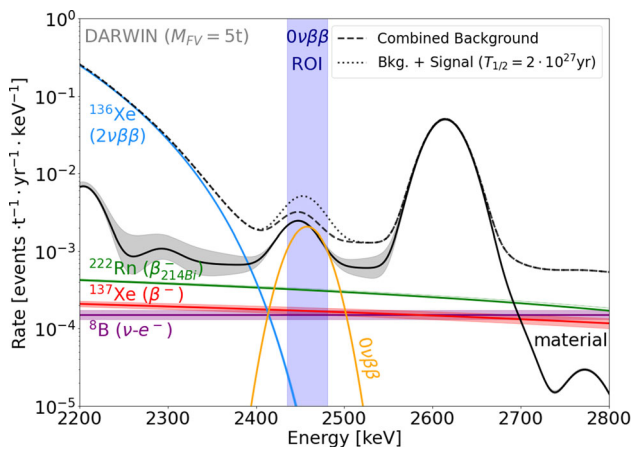


Fig. 7 Predicted background spectrum around the $0\nu\beta\beta$ -ROI for the 5 t fiducial volume. A hypothetical signal of 0.5 counts per year corresponding to $T_{1/2}^{0\nu} \approx 2 \times 10^{27}$ yr is shown for comparison. Bands indicate $\pm 1\sigma$ uncertainties

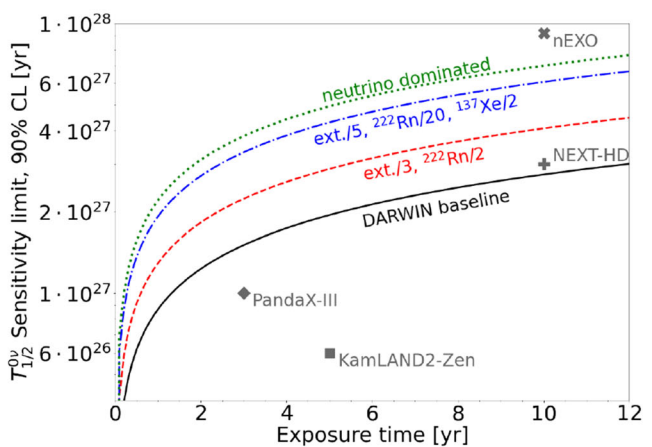
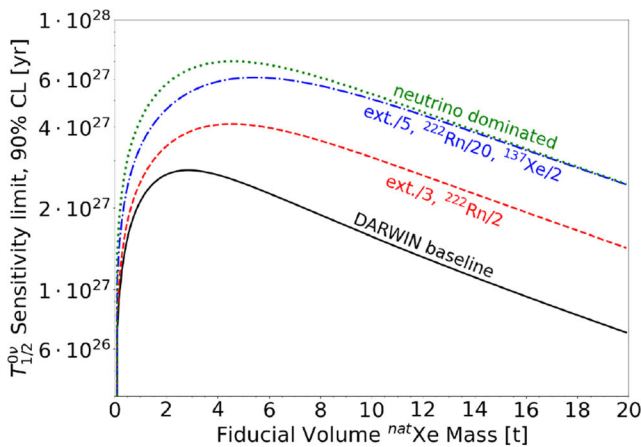


Fig. 8 DARWIN median $T_{1/2}^{0\nu}$ sensitivity at 90% C.L. as a function of fiducial volume mass for 10 years of operation (left) as well as of the time for the optimized fiducial volume (right). The baseline design is compared to different optimistic scenarios. The latter assume a reduction of the external (ext.) and the intrinsic (^{222}Rn and ^{137}Xe) backgrounds and

improved spatial separation threshold of 10 mm (red) or 5 mm (blue, green). The green line assumes only irreducible intrinsic backgrounds, dominated by ^8B neutrinos. Sensitivity projections for future ^{136}Xe $0\nu\beta\beta$ experiments are shown for comparison

Open Access This article is licensed under a Creative Commons Attribution 4.0 International License, which permits use, sharing, adaptation, distribution and reproduction in any medium or format, as long as you give appropriate credit to the original author(s) and the source, provide a link to the Creative Commons licence, and indicate if changes were made. The images or other third party material in this article are included in the article's Creative Commons licence, unless indicated otherwise in a credit line to the material. If material is not included in the article's Creative Commons licence and your intended use is not permitted by statutory regulation or exceeds the permitted use, you will need to obtain permission directly from the copyright holder. To view a copy of this licence, visit <http://creativecommons.org/licenses/by/4.0/>.

Funded by SCOAP³. SCOAP³ supports the goals of the International Year of Basic Sciences for Sustainable Development.

References

1. DARWIN collaboration, M. Adrover et al., Cosmogenic background simulations for the DARWIN observatory at different underground locations. Submitted to: Eur. Phys. J. C (2023). [arXiv:2306.16340](https://arxiv.org/abs/2306.16340)
2. P.A. Zyla et al., (Particle Data Group), Review of particle physics. Prog. Theor. Exp. Phys. **2020**(08) (2020) . <https://doi.org/10.1093/ptep/ptaa104>