

Research Article

On SU(3) Effective Models and Chiral Phase Transition

Abdel Nasser Tawfik^{1,2} and Niseem Magdy^{2,3}

¹Egyptian Center for Theoretical Physics (ECTP), Modern University for Technology and Information (MTI), Cairo 11571, Egypt

²World Laboratory for Cosmology And Particle Physics (WLCAPP), Cairo 11571, Egypt

³Department of Physics, Brookhaven National Laboratory (BNL), P.O. Box 5000, Upton, NY 11973-5000, USA

Correspondence should be addressed to Abdel Nasser Tawfik; a.tawfik@eng.mti.edu.eg

Received 29 April 2015; Revised 15 August 2015; Accepted 6 September 2015

Academic Editor: Enrico Lunghi

Copyright © 2015 A. N. Tawfik and N. Magdy. This is an open access article distributed under the Creative Commons Attribution License, which permits unrestricted use, distribution, and reproduction in any medium, provided the original work is properly cited. The publication of this article was funded by SCOAP³.

Sensitivity of Polyakov Nambu-Jona-Lasinio (PNJL) model and Polyakov linear sigma-model (PLSM) has been utilized in studying QCD phase-diagram. From quasi-particle model (QPM) a gluonic sector is integrated into LSM. The hadron resonance gas (HRG) model is used in calculating the thermal and dense dependence of quark-antiquark condensate. We review these four models with respect to their descriptions for the chiral phase transition. We analyze the chiral order parameter, normalized net-strange condensate, and chiral phase-diagram and compare the results with recent lattice calculations. We find that PLSM chiral boundary is located in upper band of the lattice QCD calculations and agree well with the freeze-out results deduced from various high-energy experiments and thermal models. Also, we find that the chiral temperature calculated from HRG is larger than that from PLSM. This is also larger than the freeze-out temperatures calculated in lattice QCD and deduced from experiments and thermal models. The corresponding temperature and chemical potential are very similar to that of PLSM. Although the results from PNJL and QLSM keep the same behavior, their chiral temperature is higher than that of PLSM and HRG. This might be interpreted due the very heavy quark masses implemented in both models.

1. Introduction

At large momentum scale, quantum chromodynamics (QCD) predicts asymptotic freedom [1, 2] or a remarkable weakening in the running strong coupling. Accordingly, phase transition takes place from hadrons in which quarks and gluons are conjectured to remain confined (at low temperature and density) to quark-gluon plasma (QGP) [3, 4], in which quarks and gluons become deconfined (at high temperature and density) [5]. Furthermore, at low temperature, the QCD chiral symmetry is spontaneously broken; $SU(N_f)_L \times SU(N_f)_R \rightarrow SU(N_f)_V$. In this limit, the chiral condensate remains finite below the critical temperature (T_c). The broken chiral symmetry is restored at high temperatures. The finite quark masses explicitly break QCD chiral symmetry.

Nambu-Jona-Lasinio (NJL) model [6] describes well the hadronic degrees of freedom. Polyakov Nambu-Jona-Lasinio (PNJL) model [7–9] takes into consideration the quark

dynamics [10] and has been utilized to study the QCD phase-diagram [11, 12]. Also, linear- σ model (LSM) [13] can be used in mapping out the QCD phase-diagram.

Many studies have been performed on LSM like $O(4)$ LSM [13] at vanishing temperature, $O(4)$ LSM at finite temperature [14, 15], and $SU(N_f)_R \times SU(N_f)_L$ LSM for $N_f = 2, 3$, and 4 quark flavors [16–19]. In order to obtain reliable results, extended LSM to PLSM can be utilized, in which information about the confining glue sector of the theory is included in form of Polyakov loop potential. The latter can be extracted from pure Yang-Mills lattice simulations [20–23]. Also, the Polyakov linear sigma-model (PLSM) and Polyakov quark meson model (PQM) [24–26] deliver reliable results. Furthermore, the quasi-particle model (QPM) [27, 28] was suggested to reproduce the lattice QCD calculations [29, 30], in which two types of actions are implemented; the lattice QCD simulations utilizing the standard Wilson action and the ones with renormalization improved action.

In the present work, we integrate the gluonic sector of QPM into LSM [31] (QLSM) in order to reproduce the recent lattice QCD calculations [32]. In QLSM [31], the Polyakov contributions to the gluonic interactions and to the confinement-deconfinement phase transition are entirely excluded. Instead we just add the gluonic part of QPM. Therefore, the quark masses should be very heavy. We will comment on this, later on. In Section 3, we outline the QLSM results. They are similar to that of PNJL. This might be interpreted due the very heavy quark masses implemented in both models. Similar approach has been introduced in [33]. The authors described inclusion of gluonic Polyakov loop, which is assumed to generate a large gauge invariance and lead to a remarkable modification in hadron thermodynamics. A quite remarkable bridging between PNJL model quantum and local Polyakov loop and HRG model has been introduced [34]. A large suppression of the thermal effects has been reported and it was concluded that the center symmetry breaking becomes exponentially small with increasing the masses of constituent quarks. In other words, the chiral symmetry restoration becomes exponentially small with increasing the pion mass.

The hadron resonance gas (HRG) model gives a good description for the thermal and dense evolution of various thermodynamic quantities in the hadronic matter [35–43]. Also, it has been successfully utilized to characterize the conditions deriving the chemical freeze-out at finite densities [44]. In light of this, the HRG model can be well used in calculating the thermal and dense dependence of quark-antiquark condensate [45]. The HRG grand canonical ensemble includes two important features [38]: the kinetic energies and the summation over all degrees of freedom and energies of the resonances. On the other hand, it is known that the formation of resonances can only be achieved through strong interactions [46]; resonances (fireballs) are composed of further resonances (fireballs), which in turn consist of resonances (fireballs) and so on. In other words, the contributions of the hadron resonances to the partition function are the same as that of free (noninteracting) particles with an effective mass. At temperatures comparable to the resonance half-width, the effective mass approaches the physical one [38]. Thus, at high temperatures, the strong interactions are conjectured to be taken into consideration through the inclusion of heavy resonances. It is found that the hadron resonances with masses up to 2 GeV are representing suitable constituents for the partition function [35–43]. In such a way, the singularity expected at the Hagedorn temperature [35, 36] can be avoided and the strong interactions are assumed to be taken into consideration. Nevertheless, validity of the HRG model is limited to the temperatures below the critical one, T_c .

In the present paper, we review PLSM, QLSM, PNJL, and HRG with respect to their descriptions for the chiral phase transition. We analyse the chiral order-parameter $M(T)$, the normalized net-strange condensate $\Delta_{q,s}(T)$, and the chiral phase-diagram and compare the results with the lattice QCD [47–49]. The present work is organized as follows. In Section 2, we introduce the different approaches SU(3) PLSM [50] (Section 2.1), QLSM (Section 2.2), PNJL

(Section 2.3), and HRG (Section 2.4). The corresponding mean field approximations are also outlined. Section 3 is devoted to the results. The conclusions and outlook will be given in Section 4.

2. SU(3) Effective Models

2.1. Polyakov Linear Sigma-Model (PLSM). As discussed in [31, 50], the Lagrangian of LSM with $N_f = 3$ quark flavors and $N_c = 3$ (for quarks, only) color degrees and with quarks coupled to Polyakov loop dynamics was introduced in [26, 51]

$$\mathcal{L} = \mathcal{L}_{\text{chiral}} - \mathcal{U}(\phi, \phi^*, T), \quad (1)$$

where the chiral part of the Lagrangian of the $SU(3)_L \times SU(3)_R$ symmetric linear sigma-model Lagrangian with $N_f = 3$ is [52, 53] $\mathcal{L}_{\text{chiral}} = \mathcal{L}_q + \mathcal{L}_m$. The first term is fermionic part (2) with a flavor-blind Yukawa coupling g of the quarks. The second term is mesonic contribution (3):

$$\mathcal{L}_q = \sum_f \bar{\psi}_f (i\gamma^\mu D_\mu - gT_a(\sigma_a + i\gamma_5\pi_a)) \psi_f, \quad (2)$$

$$\begin{aligned} \mathcal{L}_m = & \text{Tr}(\partial_\mu \Phi^\dagger \partial^\mu \Phi - m^2 \Phi^\dagger \Phi) - \lambda_1 [\text{Tr}(\Phi^\dagger \Phi)]^2 \\ & - \lambda_2 \text{Tr}(\Phi^\dagger \Phi)^2 + c [\text{Det}(\Phi) + \text{Det}(\Phi^\dagger)] \\ & + \text{Tr}[H(\Phi + \Phi^\dagger)]. \end{aligned} \quad (3)$$

The summation \sum_f runs over the three flavors ($f = 1, 2, 3$ for the three quarks u , d , and s). The flavor-blind Yukawa coupling g should couple the quarks to the mesons. The coupling of the quarks to the Euclidean gauge field $A_\mu = \delta_{\mu 0} A_0$ is given via the covariant derivative $D_\mu = \partial_\mu - iA_\mu$ [20, 21]. In (3), Φ is a complex 3×3 matrix which depends on the σ_a and π_a [53], where γ^μ are Dirac γ matrices, σ_a are the scalar mesons, and π_a are the pseudoscalar mesons:

$$\Phi = T_a \phi_a = T_a (\sigma_a + i\pi_a), \quad (4)$$

where $T_a = \lambda_a/2$ with $a = 0, \dots, 8$ are the nine generators of the U(3) symmetry group and λ_a are the eight Gell-Mann matrices [13]. The chiral symmetry is explicitly broken through

$$H = T_a h_a, \quad (5)$$

which is a 3×3 matrix with nine parameters h_a . Three finite condensates $\bar{\sigma}_0$, $\bar{\sigma}_3$, and $\bar{\sigma}_8$ are possible, because the finite values of vacuum expectation of Φ and $\bar{\Phi}$ are conjectured to carry the vacuum quantum numbers and the diagonal components of the explicit symmetry breaking term, h_a , where $h_0 \neq 0$, $h_3 = 0$, and $h_8 \neq 0$, and squared tree level mass of the mesonic fields m^2 , two possible coupling constants λ_1 and λ_2 , Yukawa coupling g , and a cubic coupling constant c can be estimated as follows: $c = 4807.84 \text{ MeV}$, $h_1 = (120.73)^3 \text{ MeV}^3$, $h_s = (336.41)^3 \text{ MeV}^3$, $m^2 = -(306.26)^2 \text{ MeV}^2$, $\lambda_1 = 13.48$, and $\lambda_3 = 46.48$ and $g = 6.5$.

In order to get a good analysis it is more convenient to convert the condensates σ_0 and σ_8 into a pure nonstrange σ_x and strange σ_y condensates [54]:

$$\begin{pmatrix} \sigma_x \\ \sigma_y \end{pmatrix} = \frac{1}{\sqrt{3}} \begin{pmatrix} \sqrt{2} & 1 \\ 1 & -\sqrt{2} \end{pmatrix} \begin{pmatrix} \sigma_0 \\ \sigma_8 \end{pmatrix}. \quad (6)$$

The second term in (1), $\mathcal{U}(\phi, \phi^*, T)$, represents Polyakov loop effective potential [20], which agrees well with the nonperturbative lattice QCD simulations and should have $Z(3)$ center symmetry as pure gauge QCD Lagrangian does [8, 24]. In the present work, we use the potential $U(\phi, \phi^*, T)$ as a polynomial expansion in ϕ and ϕ^* [8, 9, 55, 56]:

$$\begin{aligned} \frac{\mathcal{U}(\phi, \phi^*, T)}{T^4} &= -\frac{b_2(T)}{2} |\phi|^2 - \frac{b_3}{6} (\phi^3 + \phi^{*3}) \\ &\quad + \frac{b_4}{4} (|\phi|^2)^2, \end{aligned} \quad (7)$$

where

$$b_2(T) = a_0 + a_1 \left(\frac{T_0}{T}\right) + a_2 \left(\frac{T_0}{T}\right)^2 + a_3 \left(\frac{T_0}{T}\right)^3. \quad (8)$$

In order to reproduce pure gauge lattice QCD thermodynamics and the behavior of the Polyakov loop as a function of temperature, we use the parameters $a_0 = 6.75$, $a_1 = -1.95$, $a_2 = 2.625$, $a_3 = -7.44$, $b_3 = 0.75$, and $b_4 = 7.5$. For a much better agreement with the lattice QCD results, the deconfinement temperature T_0 in pure gauge sector is fixed at 270 MeV.

2.1.1. Polyakov Linear Sigma-Model (PLSM) in Mean Field Approximation. In thermal equilibrium the grand partition function can be defined by using a path integral over the quark, antiquark, and meson fields:

$$\begin{aligned} \mathcal{Z} &= \text{Tr} \exp \left[-\frac{(\widehat{\mathcal{H}} - \sum_{f=u,d,s} \mu_f \widehat{\mathcal{N}}_f)}{T} \right] \\ &= \int \prod_a \mathcal{D}\sigma_a \mathcal{D}\pi_a \int \mathcal{D}\psi \mathcal{D}\bar{\psi} \\ &\quad \cdot \exp \left[\int_x \left(\mathcal{L} + \sum_{f=u,d,s} \mu_f \bar{\psi}_f \gamma^0 \psi_f \right) \right], \end{aligned} \quad (9)$$

where $\int_x \equiv i \int_0^{1/T} dt \int_V d^3x$ and V is the volume of the system. μ_f is the chemical potential for $f = (u, d, s)$. We consider symmetric quark matter and define a uniform blind chemical potential $\mu_f \equiv \mu_{u,d} = \mu_s$. Then, we evaluate the partition function in the mean field approximation [53, 57]. We can use standard methods [58] in order to calculate the integration. This gives the effective potential for the mesons.

We define the thermodynamic potential density of PLSM as

$$\begin{aligned} \Omega(T, \mu) &= \frac{-T \ln \mathcal{Z}}{V} \\ &= U(\sigma_x, \sigma_y) + \mathcal{U}(\phi, \phi^*, T) + \Omega_{\bar{\psi}\psi}. \end{aligned} \quad (10)$$

Assuming degenerate light quarks, that is, $q \equiv u, d$, the quarks and antiquarks contribution potential is given as [51]

$$\begin{aligned} \Omega_{\bar{\psi}\psi} &= -2TN_q \int \frac{d^3\vec{p}}{(2\pi)^3} \left\{ \ln \left[1 + 3 \left(\phi + \phi^* e^{-(E_q - \mu)/T} \right) e^{-(E_q - \mu)/T} + e^{-3(E_q - \mu)/T} \right] \right. \\ &\quad \left. + \ln \left[1 + 3 \left(\phi^* + \phi e^{-(E_q + \mu)/T} \right) e^{-(E_q + \mu)/T} + e^{-3(E_q + \mu)/T} \right] \right\} \\ &\quad - 2TN_s \int \frac{d^3\vec{p}}{(2\pi)^3} \left\{ \ln \left[1 + 3 \left(\phi + \phi^* e^{-(E_s - \mu)/T} \right) e^{-(E_s - \mu)/T} + e^{-3(E_s - \mu)/T} \right] \right. \\ &\quad \left. + \ln \left[1 + 3 \left(\phi^* + \phi e^{-(E_s + \mu)/T} \right) e^{-(E_s + \mu)/T} + e^{-3(E_s + \mu)/T} \right] \right\}, \end{aligned} \quad (11)$$

where $N_q = 2$, $N_s = 1$, and the valence quark and antiquark energy for light and strange quark are as follows: $E_q = \sqrt{\vec{p}^2 + m_q^2}$ and $E_s = \sqrt{\vec{p}^2 + m_s^2}$, respectively. Also, as per [54] the light quark sector (13) decouples from the strange quark sector (m_s) and light quark mass m_q gets simplified in this new basis to

$$m_q = g \frac{\sigma_x}{2}, \quad (12)$$

$$m_s = g \frac{\sigma_y}{\sqrt{2}}. \quad (13)$$

The purely mesonic potential is given as

$$\begin{aligned} U(\sigma_x, \sigma_y) &= \frac{m^2}{2} (\sigma_x^2 + \sigma_y^2) - h_x \sigma_x - h_y \sigma_y \\ &\quad - \frac{c}{2\sqrt{2}} \sigma_x^2 \sigma_y + \frac{\lambda_1}{2} \sigma_x^2 \sigma_y^2 \\ &\quad + \frac{1}{8} (2\lambda_1 + \lambda_2) \sigma_x^4 + \frac{1}{4} (\lambda_1 + \lambda_2) \sigma_y^4. \end{aligned} \quad (14)$$

We notice that the sum in (7), (11), and (14) gives the thermodynamic potential density similar to (10), which

has seven parameters m^2 , h_x , h_y , λ_1 , λ_2 , c , and g , two unknown condensates σ_x and σ_y , and two order parameters for the deconfinement ϕ and ϕ^* . The six parameters m^2 , h_x , h_y , λ_1 , λ_2 , and c are fixed in the vacuum by six experimentally known quantities [53]. In order to evaluate the unknown parameters σ_x , σ_y , ϕ , and ϕ^* , we minimize the thermodynamic potential (10) with respect to σ_x , σ_y , ϕ , and

ϕ^* , respectively. Doing this, we obtain a set of four equations of motion:

$$\left. \frac{\partial \Omega}{\partial \sigma_x} = \frac{\partial \Omega}{\partial \sigma_y} = \frac{\partial \Omega}{\partial \phi} = \frac{\partial \Omega}{\partial \phi^*} \right|_{\min} = 0, \quad (15)$$

where min means $\sigma_x = \bar{\sigma}_x$, $\sigma_y = \bar{\sigma}_y$, $\phi = \bar{\phi}$, and $\phi^* = \bar{\phi}^*$ are the global minimum:

$$\begin{aligned} \Omega_{\text{PLSM}} = & \mathcal{U}(\phi, \bar{\phi}, T) + \frac{m^2}{2} (\sigma_x^2 + \sigma_y^2) - h_x \sigma_x - h_y \sigma_y - \frac{c}{2\sqrt{2}} \sigma_x^2 \sigma_y + \frac{\lambda_1}{2} \sigma_x^2 \sigma_y^2 + \frac{1}{8} (2\lambda_1 + \lambda_2) \sigma_x^4 + \frac{1}{4} (\lambda_1 + \lambda_2) \sigma_y^4 \\ & - 2TN_q \int \frac{d^3 \vec{p}}{(2\pi)^3} \left\{ \ln \left[1 + 3 \left(\phi + \phi^* e^{-(E_q - \mu)/T} \right) e^{-(E_q - \mu)/T} + e^{-3(E_q - \mu)/T} \right] \right. \\ & \left. + \ln \left[1 + 3 \left(\phi^* + \phi e^{-(E_q + \mu)/T} \right) e^{-(E_q + \mu)/T} + e^{-3(E_q + \mu)/T} \right] \right\} \\ & - 2TN_s \int \frac{d^3 \vec{p}}{(2\pi)^3} \left\{ \ln \left[1 + 3 \left(\phi + \phi^* e^{-(E_s - \mu)/T} \right) e^{-(E_s - \mu)/T} + e^{-3(E_s - \mu)/T} \right] \right. \\ & \left. + \ln \left[1 + 3 \left(\phi^* + \phi e^{-(E_s + \mu)/T} \right) e^{-(E_s + \mu)/T} + e^{-3(E_s + \mu)/T} \right] \right\}. \end{aligned} \quad (16)$$

Accordingly, the chiral order parameter can be deduced as

$$M_{\text{PLSM}} = m_s \frac{\langle \bar{\psi} \psi \rangle_{\text{PLSM}}}{T^4} = \frac{m_s}{T^4} \frac{\partial \Omega_{\text{PLSM}}}{\partial m_l}. \quad (17)$$

2.2. Linear Sigma-Model and Quasi-Particle Sector (QLSM).

When the Polyakov contributions to the gluonic interactions and to the confinement-deconfinement phase transition are entirely excluded, the Lagrangian of LSM with $N_f = 3$ quark flavors and $N_c = 3$ (for quarks, only) color degrees of freedom, where the quarks couple to the Polyakov loop dynamics, has been introduced in [26, 51]

$$\mathcal{L} = \mathcal{L}_{\text{chiral}} - \mathcal{U}(\phi, \phi^*, T). \quad (18)$$

The main original proposal of the present work is the modification of (18):

$$\mathcal{L} = \mathcal{L}_{\text{chiral}} - \mathcal{U}_{\mathbf{g}}(T, \mu), \quad (19)$$

where the chiral part of the Lagrangian $\mathcal{L}_{\text{chiral}} = \mathcal{L}_q + \mathcal{L}_m$ is of $SU(3)_L \times SU(3)_R$ symmetry [52, 53]. Instead of $\mathcal{U}(\phi, \phi^*, T)$, the gluonic potential $\mathcal{U}_{\mathbf{g}}(T, \mu)$, which is similar to the gluonic sector of the quasi-particle model, is inserted (review (33)). The Lagrangian with $N_f = 3$ consists of two parts: fermionic and mesonic contributions (2) and (3), respectively.

Some details about the quasi-particle model are in order. The model gives a good phenomenological description for

lattice QCD simulation and treats the interacting massless quarks and gluons as noninteracting massive quasi-particles [59]. The corresponding degrees of freedom are treated in a similar way as the electrons in condensed matter theory [60]; that is, the interaction with the medium provides the quasi-particles with dynamical masses. Consequently, most of the interactions can be taken into account. When confronting it to the lattice QCD calculations, the free parameters can be fixed. The pressure at finite T and μ is given as

$$p = \sum_{i=q,g} p_i - B(T, \mu), \quad (20)$$

$$p_i = \frac{g_i}{6\pi^2} \int_0^\infty k^4 dk \frac{1}{E_i(k)} [f_i^+(k) + f_i^-(k)],$$

where the function $B(T, \mu)$ stands for bag pressure at finite T and μ which can be determined by thermodynamic self-consistency and $\partial p / \partial \Pi_a = 0$; the stability of p with respect to the self-energies (Π_a) and the distribution function for bosons and fermions, \pm , respectively, is given as

$$f_i^\pm(k) = \frac{1}{\exp((E_i(k) \mp \mu)/T) \pm 1}. \quad (21)$$

The quasi-particle dispersion relation can be approximated by the asymptotic mass shell expression near the light cone [27, 28]:

$$E_i^2(k) = k^2 + m_i^2(T, \mu) = k^2 + \Pi_i(k; T, \mu) + (x_i T)^2, \quad (22)$$

where $\Pi_i(k; T, \mu)$ is the self-energy at finite T and μ and x_i^2 is a factor taking into account the mass scaling as used in the lattice QCD simulations. In other words, x_i^2 was useful when the lattice QCD simulations have been performed with quark masses heavier than the physical ones. In the present work, the gluon self-energies $\Pi_g(k; T, \mu)$ are relevant [61]:

$$\Pi_g(k; T, \mu) = \left(\left[3 + \frac{N_f}{2} \right] T^2 + \frac{3}{2\pi^2} \sum_f \mu_f^2 \right) \frac{G^2}{6}, \quad (23)$$

where the effective coupling G at vanishing chemical potential is given as

$$G^2(T) = \begin{cases} G_{2\text{loop}}^2(T), & T \geq T_c, \\ G_{2\text{loop}}^2(T) + b \left(1 - \frac{T}{T_c} \right), & T < T_c \end{cases}. \quad (24)$$

And the two-loop effective coupling $G_{2\text{loop}}^2(T)$ reads [27]

$$G_{2\text{loop}}^2(T) = \frac{16\pi^2}{\beta_0 \ln(\xi^2)} \left[1 - 2 \frac{\beta_1}{\beta_0^2} \frac{\ln(\ln(\xi^2))}{\ln(\xi^2)} \right], \quad (25)$$

$$\xi = \lambda \frac{T - T_s}{T_c},$$

and T_s is a regulator at T_c . The parameter λ is used to adjust the scale as found in lattice QCD simulations. These two parameters are not very crucial in the present calculations. The regulator and scale are controlled by the condensates (σ_x and σ_y) and the order parameters (ϕ and ϕ^*), which are given as function of temperature and baryon chemical potential. The β function [62] depends on the QCD coupling G , $\beta = \partial G / (\partial \ln(\Delta_\mu))$, with Δ_μ being the energy scale. It is obvious that the QCD coupling in (24) and (25) is given in T -dependence, only. In calculating $\beta = \partial G / (\partial \ln(\Delta_\mu))$ at finite μ it is apparently needed to extend G to be μ -dependent, as well. The two-loop perturbation estimation for β functions gives

$$\beta_0 = \frac{1}{3} (11n_c - 2n_f), \quad (26)$$

$$\beta_1 = \frac{1}{6} \left(34n_c^2 - 13n_f n_c + 3 \frac{n_f}{n_c} \right).$$

2.2.1. Linear Sigma-Model and Quasi-Particle Sector (QLSM) in Mean Field Approximation. As in Section 2.1.1 and (9), we derive the thermodynamic potential density in the mean field approximation. This consists of three parts: mesonic and quasi-gluonic potentials in addition to the quark potential:

$$\Omega(T, \mu) = \frac{-T \ln(Z)}{V} \quad (27)$$

$$= U(\sigma_x, \sigma_y) + U_g(T, \mu) + \Omega_{\bar{\psi}\psi}.$$

(i) First, the quark potential part [53] is

$$\Omega_{\bar{q}q}(T, \mu_f) = d_q T \sum_{f=u,d,s} \int_0^\infty \frac{d^3k}{(2\pi)^3} \ln [1 - n_{q,f}(T, \mu_f)] + \ln [1 - n_{\bar{q},f}(T, \mu_f)]. \quad (28)$$

It is obvious that $\Omega_{\bar{\psi}\psi}$ is equivalent to $\Omega_{\bar{q}q}$. The occupation quark/antiquark numbers read

$$n_{q|\bar{q},f}(T, \mu_f) = \frac{1}{1 + \exp[(E_{q,f} \pm \mu_f)/T]}, \quad (29)$$

and antiquarks $n_{\bar{q},f}(T, \mu_f) \equiv n_{q,f}(T, -\mu_f)$, respectively. The number of internal quark degrees of freedom is denoted by $d_q = 2$ and $N_c = 6$ (for quarks and antiquarks). The energies are given as

$$E_{q,f} = \sqrt{k^2 + m_f^2}, \quad (30)$$

with the quark masses m_f which is related to m_q and m_s for u -, and d -, and s -quarks, respectively. As given, the latter are proportional to the σ -fields:

$$m_q = g \frac{\sigma_x}{2}, \quad (31)$$

$$m_s = g \frac{\sigma_y}{\sqrt{2}},$$

where the Yukawa coupling $g = 8.3$. The symbols for the chiral condensates, σ_x and σ_y , for light- and strange-quarks, respectively, are kept as in the literature.

(ii) Second, the purely mesonic potential part reads

$$U(\sigma_x, \sigma_y) = \frac{m^2}{2} (\sigma_x^2 + \sigma_y^2) - h_x \sigma_x - h_y \sigma_y - \frac{c}{2\sqrt{2}} \sigma_x^2 \sigma_y + \frac{\lambda_1}{2} \sigma_x^2 \sigma_y^2 + \frac{(2\lambda_1 + \lambda_2) \sigma_x^4}{8} + \frac{(\lambda_1 + \lambda_2) \sigma_y^4}{4}. \quad (32)$$

(iii) Third, the quasi-gluonic potential part is constructed from (22), (21), and (20):

$$U_g = -\frac{d_g}{6\pi^2} \int_0^\infty k^4 dk \frac{1}{E_i} \left[\frac{1}{\exp((E_i - \mu)/T) - 1} + \frac{1}{\exp((E_i + \mu)/T) - 1} \right]. \quad (33)$$

In (33), the degeneracy factor $d_g = 8$ and two parameters λ and T_s , which were given in (25), should be fixed in order to reproduce the lattice QCD calculations. Here, we find that $\lambda = 2.0$ and $T_s = 0.0$ MeV give excellent results.

When adding the three potentials given in (33), (32), and (28), the thermodynamics and chiral phase transition can be analysed. The resulting potential Ω_{QLSM} can be used to determine the normalized net-strange condensate and chiral order parameter (51):

$$\Omega_{\text{QLSM}} = \frac{m^2}{2} (\sigma_x^2 + \sigma_y^2) - h_x \sigma_x - h_y \sigma_y - \frac{c}{2\sqrt{2}} \sigma_x^2 \sigma_y + \frac{\lambda_1}{2} \sigma_x^2 \sigma_y^2 + \frac{1}{8} (2\lambda_1 + \lambda_2) \sigma_x^4 + \frac{1}{4} (\lambda_1 + \lambda_2) \sigma_y^4$$

$$\begin{aligned} & - T \frac{d_q}{2\pi^2} \int_0^\infty k^2 dk \left[2 \ln(1 - f_q^-(T, \mu)) \right. \\ & + 2 \ln(1 - f_q^+(T, \mu)) + \ln(1 - f_s^-(T, \mu)) \\ & \left. + \ln(1 - f_s^+(T, \mu)) \right] \\ & - 3\pi^2 d_g \int_0^\infty k^4 dk \left[(e^{\omega_g(T, \mu)/T} - 1) \omega_g(T, \mu) \right]^{-1}, \end{aligned} \quad (34)$$

where

$$f_q^\pm(T, \mu) = \frac{1}{e^{\sqrt{(1/4)g^2\sigma_x(T, \mu)^2 + k^2 \pm \mu}/T} + 1},$$

$$f_s^\pm(T, \mu) = \frac{1}{e^{\sqrt{(1/2)g^2\sigma_y(T, \mu)^2 + k^2 \pm \mu}/T} + 1},$$

$$\omega_g(T, \mu) = \left[k^2 \right.$$

$$\left. + \frac{8\pi^2 \left((9/2\pi^2) \mu + (N_f/2 + 3) T^2 \right) \left(1 - 3 \left(34N_c^2 - 13N_c N_f + 3 \left(N_f/N_c \right) \right) \ln(\ln^2(\xi^2)) / (11N_c - 2N_f)^2 \ln^2(\xi^2) \right) \right]^{1/2} \frac{1}{(11N_c - 2N_f) \ln^2(\xi^2)}.$$

ξ is function of T and the quark masses should be very heavy. The QLSM results are similar to that of PNJL, Section 3. This might be interpreted due the very heavy quark masses implemented in both models.

2.3. *Polyakov Nambu-Jona-Lasinio (PNJL) Model.* The Lagrangian of PNJL reads [63, 64]

$$\begin{aligned} \mathcal{L} = & \sum_{f=u,d,s} \bar{\psi}_f \gamma_\mu i D^\mu \psi_f - \sum_f m_f \bar{\psi}_f \psi_f + \sum_f \mu \gamma_0 \bar{\psi}_f \psi_f \\ & + \frac{g_S}{2} \sum_{a=0,\dots,8} [(\bar{\psi} \lambda^a \psi)^2 + (\bar{\psi} i \gamma_5 \lambda^a \psi)^2] \\ & - g_D [\det \bar{\psi}_f P_L \psi_{f'} + \det \bar{\psi}_f P_R \psi_{f'}] \\ & - \mathcal{U}(\phi[A], \bar{\phi}[A], T), \end{aligned} \quad (36)$$

where the matrices $P_{L,R} = (1 \pm \gamma_5)/2$ are chiral projectors, $\mathcal{U}(\phi[A], \bar{\phi}[A], T)$ is the Polyakov loop potential (Landau-Ginzburg type potential), and $D^\mu = \partial^\mu - iA_4 \delta_{\mu 4}$ stand for gauge field interactions. The mass of a particular flavor is denoted by m_f , where $f = u, d, s$. The two coupling constants g_D and g_S , λ^a , are Gell-Mann matrices [13] and γ_μ are Dirac γ matrices. The model is not renormalizable so that we have to use three-momentum cutoff regulator Λ in order to keep quark loops finite.

The Polyakov loop potential is given by [65]

$$\frac{\mathcal{U}(\phi, \bar{\phi}, T)}{T^4} = -\frac{b_2(T)}{2} \bar{\phi} \phi - \frac{b_3}{6} (\phi^3 + \bar{\phi}^3) + \frac{b_4}{4} (\bar{\phi} \phi)^2 \quad (37)$$

with

$$\begin{aligned} \phi &= \frac{Tr_c L}{N_c}, \\ \bar{\phi} &= \frac{Tr_c L^\dagger}{N_c}, \end{aligned} \quad (38)$$

$$b_2(T) = a_0 + a_1 \left(\frac{T_0}{T} \right) + a_2 \left(\frac{T_0}{T} \right)^2 + a_3 \left(\frac{T_0}{T} \right)^3,$$

b_3 and b_4 being constants, and we choose the following fitting values for the potential parameters: $a_0 = 6.75$, $a_1 = -1.95$, $a_2 = 2.625$, $a_3 = -7.44$, $b_3 = 0.75$, $b_4 = 7.5$, and $T_0 = 187$ MeV. These are adjusted to the pure gauge lattice data such that the equation of state and the Polyakov loop expectation values are reproduced.

2.3.1. *Polyakov Nambu-Jona-Lasinio (PNJL) Model in Mean Field Approximation.* The thermodynamic potential density of PNJL is defined as

$$\begin{aligned}
\Omega = & \mathcal{U}[\phi, \bar{\phi}, T] + 2g_s \sum_{f=u,d,s} \sigma_f^2 - \frac{g_D}{2} \sigma_u \sigma_d \sigma_s \\
& - 6 \sum_f \int_0^\Lambda \frac{d^3 p}{(2\pi)^3} E_{pf} \Theta(\Lambda - |\vec{p}|) \\
& - 2 \sum_f T \int_0^\infty \frac{d^3 p}{(2\pi)^3} \ln \left[1 \right. \\
& \left. + 3 \left(\phi + \bar{\phi} e^{-(E_{pf}-\mu)/T} \right) e^{-(E_{pf}-\mu)/T} + e^{-3(E_{pf}-\mu)/T} \right] \\
& - 2 \sum_f T \int_0^\infty \frac{d^3 p}{(2\pi)^3} \ln \left[1 \right. \\
& \left. + 3 \left(\bar{\phi} + \phi e^{-(E_{pf}+\mu)/T} \right) e^{-(E_{pf}+\mu)/T} + e^{-3(E_{pf}+\mu)/T} \right], \tag{39}
\end{aligned}$$

where $E_{pf} = \sqrt{p^2 + M_f^2}$ is the single quasi-particle energy, $\sigma_f^2 = \sigma_u^2 + \sigma_d^2 + \sigma_s^2$, and from isospin symmetry, $\sigma_q = \sigma_u = \sigma_d$. In the above integrals, the vacuum integral has a cutoff Λ whereas the medium dependent integrals have been extended to infinity. By the self-consistent gap equation, the quark mass can be estimated:

$$M_f = m_f - 2g_s \sigma_f + \frac{g_D}{2} \sigma_{f+1} \sigma_{f+2}, \tag{40}$$

where $\sigma_f = \langle \bar{\psi}_f \psi_f \rangle$ denotes the chiral condensate of quark with flavor f and other parameters are listed out in Table 1 [63, 64]. For isospin symmetry, we define the light and strange-quark masses as

$$\begin{aligned}
M_s &= m_s - 2g_s \sigma_s + \frac{g_D}{2} \sigma_q^2, \\
M_q &= m_q - 2g_s \sigma_q + \frac{g_D}{2} \sigma_q \sigma_s. \tag{41}
\end{aligned}$$

Here, we notice the strong dependence on the σ -fields.

Now, we have all the PNJL model parameters except σ_q , σ_s , ϕ , and $\bar{\phi}$, which can be estimated from minimizing the thermodynamic potential (43) with respect to σ_q , σ_s , ϕ , and $\bar{\phi}$, respectively. Doing this, we obtain a set of four equations of motion:

$$\frac{\partial \Omega}{\partial \sigma_x} = \frac{\partial \Omega}{\partial \sigma_y} = \frac{\partial \Omega}{\partial \phi} = \frac{\partial \Omega}{\partial \bar{\phi}} \Bigg|_{\min} = 0. \tag{42}$$

TABLE 1: Parameters of the SU(3) PNJL model.

m_u [MeV]	m_s [MeV]	Λ [MeV]	$g_s \Lambda^2$	$g_D \Lambda^5$
5.5	134.758	631.357	3.664	74.636

Then, the potential of the PNJL model reads

$$\begin{aligned}
\Omega_{\text{PNJL}} = & \mathcal{U}[\phi, \bar{\phi}, T] + 2g_s \sum_{f=u,d,s} \sigma_f^2 - \frac{g_D}{2} \sigma_u \sigma_d \sigma_s \\
& - 6 \sum_f \int_0^\Lambda \frac{d^3 p}{(2\pi)^3} E_{pf} \Theta(\Lambda - |\vec{p}|) - 2 \sum_f T \int_0^\infty \frac{d^3 p}{(2\pi)^3} \\
& \cdot \ln \left[1 + 3 \left(\phi + \bar{\phi} e^{-(E_{pf}-\mu)/T} \right) e^{-(E_{pf}-\mu)/T} \right. \\
& \left. + e^{-3(E_{pf}-\mu)/T} \right] - 2 \sum_f T \int_0^\infty \frac{d^3 p}{(2\pi)^3} \ln \left[1 \right. \\
& \left. + 3 \left(\bar{\phi} + \phi e^{-(E_{pf}+\mu)/T} \right) e^{-(E_{pf}+\mu)/T} + e^{-3(E_{pf}+\mu)/T} \right]. \tag{43}
\end{aligned}$$

Having completed the introduction of both PLSM and PNJL, it is in order now to discuss central $Z(3)$ symmetry related to the Polyakov loop. It has been shown that the SU(3) color-singlet has $Z(3)$ symmetry through the normalized character in the fundamental representation of SU(3), $\Phi(\theta_1, \theta_2)$. This becomes equivalent to an ensemble of Polyakov loop [66]. Furthermore, it was concluded that $\Phi(\theta_1, \theta_2)$ can be taken as an order parameter for color-confinement to color-deconfinement phase transition; that is, the center symmetry is spontaneously broken at high temperatures.

Reference [67] introduced an attempt to resolve some incongruities within NJL and PNJL. It was argued that by integrating corresponding extremum conditions, the thermodynamic potential is directly obtained, where the integration constant can be fixed from Stefan-Boltzmann law. Keeping the regulator finite at finite temperature and chemical potential is the main advantage of this approach.

2.4. *Hadron Resonance Gas (HRG) Model.* Treating hadron resonances as a free (noninteracting) gas [35–39] is conjectured to give an accurate estimation for the thermodynamic pressure below T_c . It has been shown that thermodynamics of strongly interacting system can also be approximated as an ideal gas composed of hadron resonances with masses ≤ 2 GeV [38, 68]; that is, confined QCD matter (hadrons) is well modelled as a noninteracting gas of resonances. The grand canonical partition function reads

$$Z(T, \mu, V) = \text{Tr} \left[\exp^{(\mu N - H)/T} \right], \tag{44}$$

where $T(\mu)$ is temperature (chemical potential). The Hamiltonian (H) is given as the kinetic energies of the relativistic Fermi and Bose particles.

The main motivation of using H is that

- (i) it contains all relevant degrees of freedom of confined, *strongly interacting* QCD matter,

- (ii) it *implicitly* includes interactions, especially the ones leading to formation of resonances,
- (iii) it gives a quite satisfactory description of the particle production in heavy-ion collisions.

With these assumptions, the thermodynamics resulted from *single-particle partition functions* Z_i^1 :

$$\begin{aligned} \ln Z(T, \mu_i, V) \\ = \sum_i \pm \frac{V g_i}{2\pi^2} \int_0^\infty k^2 \ln \left\{ 1 \pm \exp \left[\frac{\mu_i - \varepsilon_i(k)}{T} \right] \right\} dk, \end{aligned} \quad (45)$$

where $\varepsilon_i(k) = (k^2 + m_i^2)^{1/2}$ is the i th particle dispersion relation, g_i is spin-isospin degeneracy factor, and \pm stands for bosons and fermions, respectively.

For hadron resonances which are not yet measured, experimentally, a parametrization for a total spectral weight has been proposed [69] as a recent estimation for Hagedorn mass spectrum [70, 71]. In the present work, we merely include known (measured) hadron resonances with mass ≤ 2 GeV. This mass cutoff is assumed to define the validity of HRG in modelling the hadronic phase. Resonances with heavier masses diverge all thermodynamic quantities at the Hagedorn temperature [35, 36].

Very recently, it has been shown that indeed the virial expansion is a reliable way to include hadron resonances, because the phase shift is a directly accessible quantity in experiments [72]. For instance, for accurate isospin-averaged observables, the scalar-isoscalar $f_0(500)$ (σ meson) resonance and scalar $K^*(800)$ should not be included in the HRG model.

The HRG model has been used in calculating the higher-order moments of the particle multiplicity, in which a grand canonical partition function of an ideal gas with experimentally observed states up to a certain mass cutoff is utilized [44]. The HRG model has been successfully utilized in characterizing two different conditions generating the chemical freeze-out at finite densities, namely, constant normalized-entropy density $s/T^3 = 7$ [73–76], constant product of kurtosis and variance $\kappa\sigma^2 = 0$ [77], and constant trace-anomaly $(\epsilon - 3p)/T^4 = 7/2$ [78]. As introduced in [76], the third freeze-out conditions, which is characterized by constant s/T^3 is accompanied by constant s/n .

Our HRG model was used to study the possible differences between the behavior of light $\langle \bar{q}q \rangle = \langle \bar{u}u \rangle = \langle \bar{d}d \rangle$ and strange $\langle \bar{s}s \rangle$ quark-antiquark condensates in hadron phase. The contribution to the pressure due to a particle of mass m_h , baryon charge B , isospin I_3 , strangeness S , and degeneracy g is given by

$$\begin{aligned} \Delta P = \frac{g m_h^2 T^2}{2\pi^2} \sum_{n=1}^{\infty} \frac{(-\eta)^{n+1}}{n^2} \exp \left(n \frac{B\mu_B - I_3\mu_I - S\mu_S}{T} \right) \\ \cdot K_2 \left(n \frac{m_h}{T} \right), \end{aligned} \quad (46)$$

where $K_n(x)$ is the modified Bessel function. In hadrons, the isospin is an almost exact symmetry.

The quark-antiquark condensates are given by the derivative of (46) with respect to the constituent quark masses:

$$\begin{aligned} \langle \bar{q}q \rangle &= \langle \bar{q}q \rangle_0 + \sum_h \frac{\partial m_h}{\partial m_q} \frac{\partial \Delta P}{\partial m_h}, \\ \langle \bar{s}s \rangle &= \langle \bar{s}s \rangle_0 + \sum_h \frac{\partial m_h}{\partial m_s} \frac{\partial \Delta P}{\partial m_h}, \end{aligned} \quad (47)$$

where $\langle \bar{q}q \rangle_0$ and $\langle \bar{s}s \rangle_0$ are light and strange quark-antiquark condensates in vacuum, respectively [45]. It was found that at small chemical potential the strange quark-antiquark condensate is larger than the light one. At large chemical potential, such difference gradually diminishes.

Some authors still prefer to take into account repulsive (*electromagnetic*) van der Waals interactions in order to compensate the strong interactions in hadron matter [78]. Accordingly, each resonance constituent is allowed to have an *eigen-volume*. Thus, such total volume should be subtracted from the fireball volume or that of the heat bath. Also, considerable modifications in thermodynamics of hadron gas including energy, entropy, and number densities are likely. The hard-core radius of hadron nuclei can be related to the multiplicity fluctuations.

About ten years ago, Tawfik derived S-matrix for the HRG model [38], which describes the scattering processes in the thermodynamical system [79]. Accordingly, (45) can be written as an expansion of the fugacity term:

$$\begin{aligned} \ln Z^{(\text{int})}(V, T, \mu) &= \ln Z^{(\text{id})}(V, T, \mu) \\ &+ \sum_{\nu=2}^{\infty} a_\nu(T) \exp \left(\frac{\mu_\nu}{T} \right), \end{aligned} \quad (48)$$

where $a_\nu(T)$ are the virial coefficients and the subscript ν refers to the order of multiple-particle interactions:

$$\begin{aligned} a_\nu(T) \\ = \frac{g_r}{2\pi^3} \int_{M_r}^{\infty} dw \exp \left\{ -\frac{\varepsilon_r(w)}{T} \right\} \sum_l (2l+1) \frac{\partial}{\partial w} \delta_l(w). \end{aligned} \quad (49)$$

The sum runs over the spatial waves. The phase shift $\delta_l(w)$ of two-body inelastic interactions, for instance, depends on the resonance half-width Γ_r and spin and mass of produced resonances:

$$\begin{aligned} \ln Z^{(\text{int})}(V, T, \mu) \\ = \ln Z^{(\text{id})}(V, T, \mu) \\ + \frac{g_r}{2\pi^3} \int_{M_r}^{\infty} dw \frac{\Gamma_r \exp \{ (-\varepsilon_r(w) + \mu_r) / T \}}{(M_r - w)^2 + (\Gamma_r/2)^2}. \end{aligned} \quad (50)$$

In (50), by replacing μ by $-\mu$, the antiparticles are taken into consideration. For a narrow width and/or being at low temperature, the virial term decreases so that the *nonrelativistic* ideal partition function of hadron resonances with effective masses M_ν is obtained. This means that the resonance

contributions to the partition function are the same as that of massive *free* resonances. At temperatures comparable to Γ_r , the effective mass approaches the physical one. Thus, we conclude that, at high temperatures, the strong interactions are taken into consideration via heavy resonances (45), that is, Hagedorn picture. We therefore utilise the grand canonical partition function (48) without any corrections.

In order to verify this picture, Tawfik checked the ability of HRG with finite-volume constituents in reproducing lattice QCD thermodynamics [78]. At radius $r > 0.2$ fm, the disagreement becomes obvious and increases with increasing r . At high temperatures, the resulting thermodynamics becomes *nonphysical*. It was concluded that the excluded volume seems to be practically irrelevant. It has a negligible effect, at $r \leq 0.2$ fm. On the other hand, a remarkable deviation from the lattice QCD calculations appears, especially when the radius r becomes large.

In the present work, the chiral parameters, $M(T)$ and $\Delta_{q,s}(T)$, see Section 3, are extracted from HRG assuming fully and partially chemical nonequilibrium [80]. There is no difference when $\gamma_s = 1.0$ and when it is allowed to have values different from unity, where γ_q and γ_s refer to nonequilibrium treatment or occupation factors for light and strange quarks, respectively. These two parameters enter (45) after raising them to exponents reflecting the light and strange quarks contents of i th hadron. They are identical to the fugacity factor and therefore are multiplied to the exponential function.

3. Results

A systematic comparison between PLSM, PNJL, QLSM, and HRG is presented. It intends to calculate two chiral quantities, the order-parameter $M(T)$, and the normalized net strange and net nonstrange condensate $\Delta_{q,s}(T)$. The results will be confronted to the lattice QCD simulations [47–49]. The comparison with the lattice should signal which model is close to the lattice and, on the other hand, offers differentiation between the SU(3) effective models themselves.

3.1. Chiral Order-Parameter $M(T)$. The chiral order-parameter $M(T)$ was originated in lattice techniques [81]. The latter calculates dimensionless quantities in units of lattice spacing rather than physical units. The lattice spacing can then be converted into the physical units. $M(T)$ relates the light quark condensate to the strange quark mass:

$$M(T) = m_s \frac{\langle \bar{\psi}\psi \rangle_l}{T^4}, \quad (51)$$

where m_s is the strange quark physical mass which is fixed here to 138 MeV in order to get the ratio of light and strange quark masses $m_l/m_s = 0.037$. Also, we notice that the dimensionless $M(T)$ depends on the thermal behavior of the light quark condensate $\langle \bar{\psi}\psi_l \rangle$. In lattice QCD, the chiral condensate remains finite. But it contains contributions which would diverge in the continuum limit. Therefore, it requires renormalization, in particular an additive and multiplicative renormalization. In order to remove, at least,

the multiplicative renormalization factor, we take into consideration (51) as a definition for the order parameter. The light quark condensate itself can be calculated from the potential, PLSM (16), QLSM (34), PNJL (43), and HRG (47). Accordingly, we estimate (51) from the four models and then compare them with the lattice QCD calculations, Figure 1. We find that this chiral order parameter in the SU(3) effective models and first-principle lattice QCD simulations [47, 48] rapidly decreases with increasing T .

Comparing with the lattice QCD [47], the best agreement is found with PLSM, but PLSM underestimates the recent lattice QCD [48]. In fact, the lattice calculations [48] lay on top of all curves from the SU(3) effective models. This might be originated to the specific configurations of the lattices and the actions implemented in each simulation, Section 3.1. The other effective models lay below the two sets of lattice calculations.

The four models PLSM, QLSM, PNJL, and HRG and different sets of lattice calculations have different critical temperatures. In Table 2, we list out the critical temperatures corresponding to each order parameter. In determining the pseudocritical temperatures, T_χ , different criteria are implemented. They are not only quite unorthodox but also distinguishable from each other. Further details will be elaborated in Section 3.3.

3.1.1. A Short Comparison between the Two Sets of Lattice QCD Calculations. References [47, 48] presented results for $2 + 1$ quark flavors, where all systematics are controlled, the quark masses are set to their physical values, and the continuum extrapolation is carried out. Larger lattices and a Symanzik improved gauge besides a stout-link improved staggered fermion action are implemented. Depending on the exact definition of the observables, the remnant of the chiral transition is obtained at $T_c = 150$ MeV. Extending these results, the transition temperature was also determined for small nonvanishing baryonic chemical potentials. At high temperatures, the lattice pressure is found $\sim 30\%$ lower than the Stefan-Boltzmann limit.

Reference [49] used $2 + 1$ quark flavors with physical strange quark mass and almost physical light quark masses. The calculations have been performed with two different improved staggered fermion actions, the asqtad and p4 actions. Overall, a good agreement between results obtained with these two $O(a^2)$ improved staggered fermion discretization schemes is found. At high temperatures, the lattice pressure is $\sim 14\%$ lower than the Stefan-Boltzmann limit.

From this short comparison, we find the following.

- (i) References [47, 48] implement Symanzik improved gauge and stout-link improved staggered fermion action. The resulting pressure is found $\sim 30\%$ lower than the Stefan-Boltzmann limit.
- (ii) Reference [49] uses improved staggered fermion actions: the asqtad and p4 actions. The resulting pressure is $\sim 14\%$ lower than the Stefan-Boltzmann limit.

TABLE 2: The pseudocritical temperatures T_χ as calculated from PLSM, QLSM, PNJL, and HRG and the different sets of lattice QCD calculations.

	T_χ [MeV]	Order parameter
PLSM	164	Crossing of (σ_x, σ_y) and $(\phi, \bar{\phi})$
QLSM	200	(σ_x, σ_y) and largest fluctuation in m_2/μ^2
PNJL	217	Crossing of (σ_x, σ_y) and $(\phi, \bar{\phi})$
HRG	184	Vanishing $\langle\bar{\psi}\psi\rangle$ -condensate
LQCD [47]	156 at $m_s/m_l = 0.037$	Sudden drop in $M(T)$ and $\Delta_{l,s}(T)$
LQCD [48]	165–170	Sudden drop in $M(T)$ and $\Delta_{l,s}(T)$
LQCD [49]	165	Sudden drop in $M(T)$ and $\Delta_{l,s}(T)$

3.1.2. *Couplings in PLSM.* In the effective models, the parameters, especially the couplings, are very crucial for the outcome of the calculations. One of the motivations for the present work is the failure of PLSM [50] in reproducing the lattice QCD results [47–49] even with large coupling g . In [50], g ranges between 6.5 and 10.5. The first value was enough to reproduce the lattice QCD calculations, PRD80, 014504 (2009), and PLB730, 99 (2014). Increasing g to 10.5 does not enable PLSM to reproduce the other lattice simulations [47–49]. Furthermore, through fitting with lattice QCD calculations and experiments, the parameters of PLSM can be estimated. This was described in details in [50, 53].

Scope of the present script is the regeneration for the lattice QCD calculations [47–49]. In the present work, we tackle this problem through comparison with various effective models. In doing this, we have modified LSM and present systematic analysis for two order parameters. We have added to LSM the gluonic sector of the quasi-particle model. This is the essential original proposal of the present script. Thus, waiving details about PLSM itself are though as legitimated. But for a complete list of the PLSM parameters, the readers are kindly advised to consult [50, 53].

3.2. *Normalized Net-Strange Condensate $\Delta_{q,s}(T)$.* Another dimensionless quantity shows the difference between non-strange and strange condensates:

$$\Delta_{q,s}(T) = \frac{\langle\bar{q}q\rangle - (m_q/m_s)\langle\bar{s}s\rangle}{\langle\bar{q}q\rangle_0 - (m_q/m_s)\langle\bar{s}s\rangle_0}, \quad (52)$$

where $\langle\bar{q}q\rangle$ ($\langle\bar{s}s\rangle$) are nonstrange (strange) condensates and m_q (m_s) are nonstrange (strange) masses. Using Ward identities and Gell-Mann-Oakes-Renner relation, expression (52) might be given in terms of pion and kaon masses and their decay constants [82]. Accordingly, the final results might be scaled but their thermal behavior remains unchanged. The lattice QCD calculations for $\Delta_{q,s}(T)$ (solid circles) [47] and (open circles) [49] are compared with the calculations from

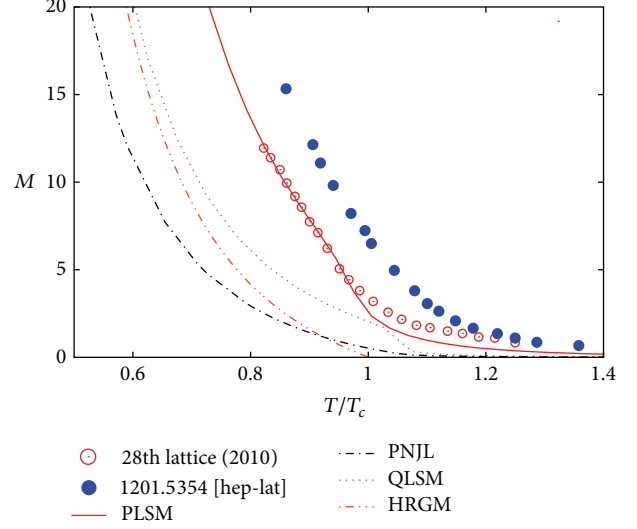


FIGURE 1: The thermal behaviour of the dimensionless chiral order parameter, M , calculated as function of temperature from the four SU(3) effective models, PLSM (solid curve), QLSM (dotted curve), PNJL (double-dotted curve), and HRG (dash-double-dotted curve), and compared with the lattice QCD calculations (solid circles) [47] and (open circles) [48] at $m_l/m_s = 0.037$.

PLSM (solid curve), QLSM (dotted curve), PNJL (double-dotted curve), and HRG (dash-double-dotted curve) in Figure 2.

It is obvious that PLSM agrees with the lattice results [49] at low and also at high temperatures. Its ability to reproduce the other set of lattice results [48] is limited to the high temperatures. This might be originated in the difference between the two sets of lattice QCD simulations, Section 3.1.1. The HRG model agrees well with these lattice calculations [48]. It is apparent that such agreement is limited to temperatures below the critical value due to the limited applicability of the HRG model. The remaining two models PNJL and QLSM show qualitative thermal behavior as that from the other effective models and lattice calculations, which can be described by large plateau at low temperatures, around the critical temperature the values of $\Delta_{q,s}(T)$ decrease rapidly, and at high temperature $\Delta_{q,s}(T)$ vanishes but very slowly. Both models are closer to [49] rather than to [48].

Both Figures 1 and 2 show that the PNJL model and HRG model describe much better the LQCD data for the magnetization and normalized net-strange condensate, respectively, than for the chiral condensate. One should bear in mind that the magnetizations have been simulated in a different lattice than the one for the net-strange condensate. Unfortunately, both quantities are not available from the same lattice simulation.

3.3. *QCD Chiral Phase-Diagram.* For mapping out the QCD chiral phase-diagram, various approaches are available. From PLSM and PNJL, as they possess two order parameters, one for strange and one for nonstrange chiral condensates, hints about QCD chiral phase transition can be analysed. Furthermore, PLSM and PNJL possess deconfinement order

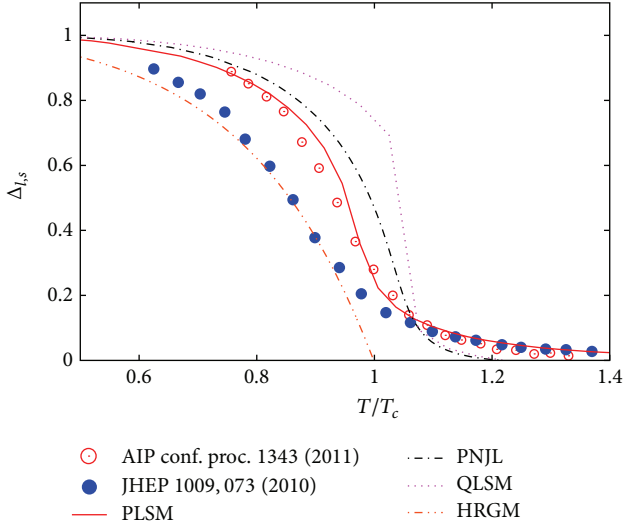


FIGURE 2: The thermal dependence of $\Delta_{q,s}$ calculated from PLSM (solid curve), QLSM (dotted curve), PNJL (double-dotted curve), and HRG (dash-double-dotted curve) and compared with the lattice QCD calculations (solid circles) [47] and (open circles) [49] at $m_l/m_s = 0.037$.

parameter because of the Polyakov loop potential. Therefore, from strange and nonstrange chiral condensates, a dimensionless quantity reflecting the difference between both condensates, $\Delta_{q,s}(T)$, can be deduced as function of temperature at fixed baryon chemical potential. Apparently, this signals the QCD chiral phase transition. At the same value of baryon chemical potential, we can also deduce the deconfinement order parameter as function of temperature. At a fixed baryon chemical potential, the thermal dependence of these two quantities intersects with each other at a characterizing point representing the phase transition. When repeating this procedure at different values of the baryon chemical potentials, we get a set of points representing the QCD phase-diagram. The results are given in Figure 3, as solid curve for PLSM and dotted curve for PNJL.

For the QCD chiral phase-diagram from QLSM, we implement another method. As no Polyakov loop potential is included, the QCD chiral phase-diagram is characterized by the higher-order moments of particle multiplicity [31], which are assumed to highlight various types of fluctuations in T and μ . Therefore, we utilize the possible fluctuations accompanying normalized second-order moment [31] in mapping out the QCD chiral phase transition. The problematic of determining pseudocritical temperature from the second moment has been discussed in [83]. Accordingly, we observe that the peaks corresponding to different temperatures are conjectured to be characterized by different values of the baryon chemical potentials, where the QCD chiral phase transition is conjectured to occur. We analyse this dependence at different values of the temperature T . Then, we follow the scheme to determine T and μ , which is characterized by maximum m_2/μ^2 , where m_2 is the second-order moment of the particle multiplicity. The results are illustrated in Figure 3, as dash-dotted curve.

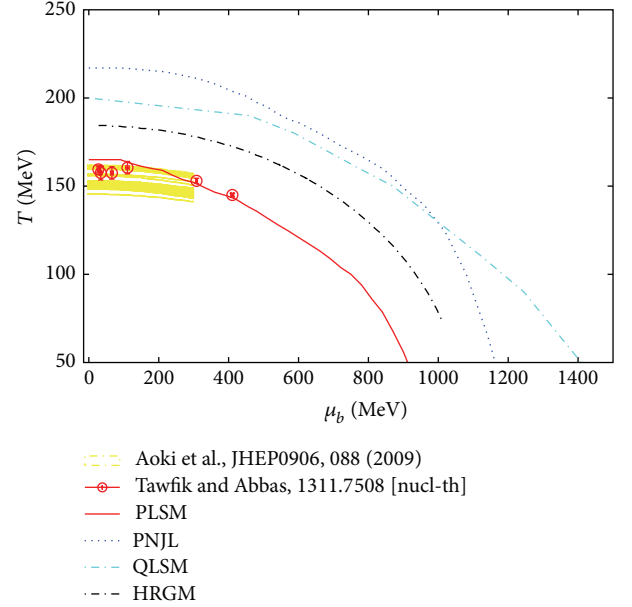


FIGURE 3: The PLSM T - μ chiral phase-diagram (lines with points), with which the freeze-out parameters deduced from lattice the QCD calculations [84–86] (band) and that from different thermal models [87–89] (symbols) are compared.

For the HRG model, we map out the QCD chiral phase-diagram by utilizing the quark-antiquark condensate as order parameter [45]. It is assumed that the thermal dependence of the quark-antiquark condensate remains finite in the hadronic phase but vanishes at temperature higher than the critical chiral temperature. The results are given in Figure 3 as well, as double-dotted curve.

We can now shortly summarize the methods implemented to determine the pseudocritical temperatures.

- (i) PLSM and PNJL: due to chiral and deconfinement phase transitions for light and strange quarks, $\Delta_{q,s}(T)$ is determined as function of temperature at a fixed baryon chemical potential, μ . This signals the QCD chiral phase transition. At the same value of μ , the deconfinement order parameter can be studied as function of temperature, as well. Then, the thermal dependence of these two quantities is conjectured to intersect with each other at a characterizing point. When repeating this procedure for different values of μ , a set of points of pseudocritical temperatures T_χ and μ can be deduced.
- (ii) QLSM: the normalized second-order moment of particle multiplicity is implemented in mapping out the QCD chiral phase transition. Peaks corresponding to different temperatures are conjectured to be characterized by different values of T_χ and μ .
- (iii) HRG: the quark-antiquark condensates are implemented as order parameters. At vanishing and finite μ , the thermal dependence of the quark-antiquark condensate remains finite in the hadronic phase and vanishes at temperature higher than the critical chiral temperature, T_χ .

We observe that the chiral boundary from PLSM (solid curve) is positioned within the upper band of the lattice QCD calculations [84–86] and agrees well with the freeze-out results deduced from the STAR BES measurements (symbols) [87]. The temperatures calculated from the HRG model by using the quark-antiquark condensate as the order parameter (double-dotted curve) [45] are higher than the chiral temperatures from the PLSM and the freeze-out temperatures calculated in the lattice QCD (band) and from the STAR BES measurements (symbols). Despite this difference, the corresponding T - μ sets are very similar to that of the PLSM. The results from PNJL and QLSM are higher than that from the HRG model.

4. Conclusions and Outlook

In the present work, we report on a systematic comparison between PLSM, PNJL, QLSM, and HRG in generating the chiral quantities, order-parameter $M(T)$, and normalized net-strange and non-strange condensates $\Delta_{q,s}(T)$. Furthermore, we confront the results deduced from the four effective models to the recent lattice QCD calculations in order to distinguish between the models and to interpret the first-principle lattice QCD calculations.

For the order-parameter $M(T)$, the best agreement is found with PLSM, while the recent lattice QCD [48] lay on top of all curves. This might be understood from the lattice configurations and the actions implemented in the simulations. The other effective models lay below the two sets of the lattice calculations. We notice that the effective PLSM, QLSM, PNJL and HRG and the different sets of the lattice calculations have different critical temperatures, Table 2.

For the normalized net-strange and nonstrange condensates $\Delta_{q,s}(T)$, PLSM again gives an excellent agreement with the lattice results [49] at low and high temperatures. But its ability to reproduce the lattice simulations [48] is limited to high temperatures. This might be originated in the difference between the two sets of lattice QCD simulations. Furthermore, we find that the HRG model agrees well with the lattice QCD calculations [48]. It is apparent that this is restricted to temperatures below the critical value. The effective models PNJL and QLSM show the same qualitative thermal behavior. There is a large plateau at low temperatures. Around the critical temperature the values of $\Delta_{q,s}(T)$ decrease rapidly. At high temperature, $\Delta_{q,s}(T)$ vanishes but very slowly. The effective models PNJL and QLSM are closer to [49] rather than to [48].

In light of this, we conclude that the PLSM reproduces $M(T)$ and $\Delta_{q,s}(T)$ as well. The HRG model is able to reproduce $\Delta_{q,s}(T)$, while PNJL and QLSM seem to fail. These features and differences are present in the chiral phase-diagram, Figure 3, as well.

In Section 3.3, we have introduced the various order parameters used in the different models in order to deduce T and μ of the QCD chiral phase transition. The strange and non-strange chiral condensates and the Polyakov loop potentials are utilized in PLSM and PNJL. The thermal dependence of these two quantities are assumed to intersect with each other at a characterizing point representing the

QCD chiral phase transition. For QLSM, no Polyakov loop potential is included in, therefore, the chiral phase-diagram is characterized by the higher-order moments of the particle multiplicity. The possible fluctuations accompanying the normalized second-order moment are assumed to map out the QCD chiral phase transition. For the HRG model, we utilize the quark-antiquark condensates as order parameter.

Again, we find that the PLSM chiral boundary (solid curve) is located within the upper band of the lattice QCD calculations and agrees well with the freeze-out results deduced from the experiments and the thermal models (symbols). It is obvious that the chiral temperature calculated from the HRG model is larger than that from the PLSM. This is also larger than the freeze-out temperatures calculated in the lattice QCD (band) and from the experiments and the thermal models (symbols). Despite this difference, the corresponding T and μ sets are very similar to that from the PLSM. This might be explained as follows. The T and μ are calculated using different order parameters: In HRG vanishing quark-antiquark condensate but in PLSM crossing (equalling) chiral condensates and Polyakov loop potentials can be utilized in determining both chiral T and μ . The latter assumes that the two phase transitions, the chiral and the deconfinement, occur at the same temperature. The earlier deals with the chiral phase transition independent on the confinement-deconfinement one.

The results from the two models PNJL and QLSM show the same qualitative behavior. The chiral temperatures are higher than that from the PLSM and HRG. This might be interpreted due to the heavy quark masses implemented in both models.

Any model comparison with lattice results should span as much as possible of the parameter space. Even with the narrow parameter space explored in the present paper, we would like to highlight that the results are limited. But, with reference to previous work [50], the parameters alone are not able to explain the diversity with the results in this study. We have to attack essential components of LSM and integrate gluonic sector taken from the quasi-particle models.

Conflict of Interests

The authors declare that there is no conflict of interests regarding the publication of this paper.

Acknowledgments

The present work was supported by the World Laboratory for Cosmology And Particle Physics (WLCAPP) <http://wlcapp.net/>. The authors are very grateful to the anonymous referee for his/her very constructive comments, suggestions, and even criticisms, which helped a lot in improving the paper.

References

- [1] D. J. Gross and F. Wilczek, “Ultraviolet behavior of non-Abelian gauge theories,” *Physical Review Letters*, vol. 30, no. 26, pp. 1343–1346, 1973.

- [2] H. D. Politzer, “Reliable perturbative results for strong interactions?” *Physical Review Letters*, vol. 30, no. 26, article 1346, 1973.
- [3] N. Cabibbo and G. Parisi, “Exponential hadronic spectrum and quark liberation,” *Physics Letters B*, vol. 59, no. 1, pp. 67–69, 1975.
- [4] J. C. Collins and M. J. Perry, “Superdense matter: neutrons or asymptotically free quarks?” *Physical Review Letters*, vol. 34, no. 21, pp. 1353–1356, 1975.
- [5] D. H. Rischke, “The quark gluon plasma in equilibrium,” *Nuclear Physics*, vol. 52, pp. 197–296, 2004.
- [6] Y. Nambu and G. Jona-Lasinio, “Dynamical model of elementary particles based on an analogy with superconductivity. I,” *Physical Review*, vol. 122, no. 1, pp. 345–358, 1961.
- [7] K. Fukushima, “Chiral effective model with the Polyakov loop,” *Physics Letters B*, vol. 591, no. 3–4, pp. 277–284, 2004.
- [8] C. Ratti, M. A. Thaler, and W. Weise, “Phases of QCD: lattice thermodynamics and a field theoretical model,” *Physical Review D*, vol. 73, Article ID 014019, 2006.
- [9] K. Fukushima, “Phase diagrams in the three-flavor Nambu–Jona-Lasinio model with the Polyakov loop,” *Physical Review D*, vol. 77, Article ID 114028, 2008.
- [10] T. Hatsuda and T. Kunihiro, “QCD phenomenology based on a chiral effective Lagrangian,” *Physics Report*, vol. 247, no. 5–6, pp. 221–367, 1994.
- [11] A. Masayuki and Y. Koichi, “Chiral restoration at finite density and temperature,” *Nuclear Physics A*, vol. 504, no. 4, pp. 668–684, 1989.
- [12] H. Fujii, “Scalar density fluctuation at the critical end point in the Nambu–Jona-Lasinio model,” *Physical Review D*, vol. 67, no. 9, Article ID 094018, 2003.
- [13] M. Gell-Mann and M. Lévy, “The axial vector current in beta decay,” *Il Nuovo Cimento*, vol. 16, pp. 705–726, 1960.
- [14] J. T. Lenaghan and D. H. Rischke, “The $O(N)$ model at nonzero temperature: renormalization of the gap equations in Hartree and large- N approximations,” *Journal of Physics G: Nuclear and Particle Physics*, vol. 26, no. 4, pp. 431–450, 2000.
- [15] N. Petropoulos, “Linear sigma model and chiral symmetry at finite temperature,” *Journal of Physics G*, vol. 25, no. 11, pp. 2225–2241, 1999.
- [16] M. Lévy, “Currents and symmetry breaking,” *Il Nuovo Cimento A*, vol. 52, no. 1, pp. 23–49, 1967.
- [17] B. Hu, “Chiral $SU_4 \times SU_4$ and scale invariance,” *Physical Review D*, vol. 9, no. 6, pp. 1825–1834, 1974.
- [18] J. Schechter and M. Singer, “ $SU(4)$ σ model,” *Physical Review D*, vol. 12, no. 9, pp. 2781–2790, 1975.
- [19] H. B. Geddes, “Spin-zero mass spectrum in the one-loop approximation in a linear $SU(4)$ sigma model,” *Physical Review D*, vol. 21, no. 1, pp. 278–289, 1980.
- [20] A. M. Polyakov, “Thermal properties of gauge fields and quark liberation,” *Physics Letters B*, vol. 72, no. 4, pp. 477–480, 1978.
- [21] L. Susskind, “Lattice models of quark confinement at high temperature,” *Physical Review D*, vol. 20, no. 10, pp. 2610–2618, 1979.
- [22] B. Svetitsky and L. G. Yaffe, “Critical behavior at finite-temperature confinement transitions,” *Nuclear Physics B*, vol. 210, no. 4, pp. 423–447, 1982.
- [23] B. Svetitsky, “Symmetry aspects of finite temperature confinement transitions,” *Physics Reports*, vol. 132, no. 1, pp. 1–53, 1986.
- [24] B.-J. Schaefer, J. M. Pawłowski, and J. Wambach, “Phase structure of the Polyakov-quark-meson model,” *Physical Review D*, vol. 76, no. 7, Article ID 074023, 2007.
- [25] T. Kahara and K. Tuominen, “Degrees of freedom and the phase transitions of two flavor QCD,” *Physical Review D*, vol. 78, Article ID 034015, 2008.
- [26] B.-J. Schaefer and M. Wagner, “On the QCD phase structure from effective models,” *Nuclear Physics*, vol. 62, no. 2, pp. 381–385, 2009.
- [27] M. Bluhm, B. Kämpfer, and G. Soff, “The QCD equation of state near T_c within a quasi-particle model,” *Physics Letters B*, vol. 620, no. 3–4, pp. 131–136, 2005.
- [28] M. A. Thaler, R. A. Schneider, and W. Weise, “Quasiparticle description of hot QCD at finite quark chemical potential,” *Physical Review C*, vol. 69, no. 3, Article ID 035210, 2004.
- [29] G. Boyd, J. Engels, F. Karsch et al., “Thermodynamics of $SU(3)$ lattice gauge theory,” *Nuclear Physics B*, vol. 469, no. 3, pp. 419–444, 1996.
- [30] M. Okamoto, A. A. Khan, S. Aoki et al., “Equation of state for pure $SU(3)$ gauge theory with renormalization group improved action,” *Physical Review D*, vol. 60, Article ID 094510, 1999.
- [31] A. N. Tawfik and N. Magdy, “Thermodynamics and higher order moments in $SU(3)$ linear σ -model with gluonic quasiparticles,” *Journal of Physics G: Nuclear and Particle Physics*, vol. 42, no. 1, Article ID 015004, 2015.
- [32] S. Borsanyi, Z. Fodor, C. Hoelbling, S. D. Katz, S. Krieg, and K. K. Szabo, “Full result for the QCD equation of state with 2+1 flavors,” *Physics Letters B*, vol. 370, pp. 99–104, 2014.
- [33] E. Megías, E. R. Arriola, and L. L. Salcedo, “Polyakov loop in chiral quark models at finite temperature,” *Physical Review D*, vol. 74, Article ID 065005, 2006.
- [34] E. Ruiz Arriola, L. L. Salcedo, and E. Megías, “Quark properties from the Hadron resonance gas,” *Acta Physica Polonica B Proceedings Supplement*, vol. 8, no. 2, pp. 439–444, 2015.
- [35] F. Karsch, K. Redlich, and A. Tawfik, “Hadron resonance mass spectrum and lattice QCD thermodynamics,” *European Physical Journal C*, vol. 29, no. 4, pp. 549–556, 2003.
- [36] F. Karsch, K. Redlich, and A. Tawfik, “Thermodynamics at non-zero baryon number density: a comparison of lattice and hadron resonance gas model calculations,” *Physics Letters, Section B: Nuclear, Elementary Particle and High-Energy Physics*, vol. 571, no. 1–2, pp. 67–74, 2003.
- [37] K. Redlich, F. Karsch, and A. Tawfik, “Heavy-ion collisions and lattice QCD at finite baryon density,” *Journal of Physics G: Nuclear and Particle Physics*, vol. 30, no. 8, pp. S1271–S1274, 2004.
- [38] A. Tawfik, “QCD phase diagram: a comparison of lattice and hadron resonance gas model calculations,” *Physical Review D*, vol. 71, Article ID 054502, 2005.
- [39] A. Tawfik, “Influence of strange quarks on the QCD phase diagram and chemical freeze-out,” *Journal of Physics G*, vol. 31, no. 6, pp. S1105–S1110, 2005.
- [40] A. Tawfik, “In-medium modifications of hadron properties,” *Indian Journal of Physics*, vol. 85, no. 5, pp. 755–766, 2011.
- [41] A. Tawfik, “Phase space and dynamical fluctuations of kaon-to-pion ratios,” *Progress of Theoretical Physics*, vol. 126, no. 2, pp. 279–292, 2011.
- [42] A. Tawfik, “Antiproton-to-proton ratios for ALICE heavy-ion collisions,” *Nuclear Physics A*, vol. 859, no. 1, pp. 63–72, 2011.
- [43] A. Tawfik, “Matter–antimatter asymmetry in heavy-ion collisions,” *International Journal of Theoretical Physics*, vol. 51, no. 5, pp. 1396–1407, 2012.
- [44] A. Tawfik, “On the higher moments of particle multiplicity, chemical freeze-out, and QCD critical endpoint,” *Advances in High Energy Physics*, vol. 2013, Article ID 574871, 22 pages, 2013.

- [45] A. Tawfik and D. Toublan, “Quark-antiquark condensates in the hadronic phase,” *Physics Letters B*, vol. 623, no. 1-2, pp. 48–54, 2005.
- [46] R. Hagedorn, “Statistical thermodynamics of strong interactions at high energies,” *Nuovo Cimento. Supplemento*, vol. 3, pp. 147–186, 1965.
- [47] A. Bazavov, T. Bhattacharya, M. Cheng et al., “Chiral and deconfinement aspects of the QCD transition,” *Physical Review D*, vol. 85, no. 5, Article ID 054503, 2012.
- [48] C. Schmidt, “Universal critical behavior and the transition temperature in (2+1)-flavor QCD,” *AIP Conference Proceedings*, vol. 1343, p. 513, 2011.
- [49] S. Borsanyi, Z. Fodor, C. Hoelbling et al., “QCD transition temperature: full staggered result,” in *Proceedings of the 28th International Symposium on Lattice Field Theory (LATTICE '10)*, Villasimius, Italy, June 2010.
- [50] A. Tawfik, N. Magdy, and A. Diab, “Polyakov linear SU(3) σ model: features of higher-order moments in a dense and thermal hadronic medium,” *Physical Review C*, vol. 89, no. 5, Article ID 055210, 2014.
- [51] H. Mao, J. Jin, and M. Huang, “Phase diagram and thermodynamics of the Polyakov linear sigma model with three quark flavors,” *Journal of Physics G*, vol. 37, no. 3, Article ID 035001, 2010.
- [52] J. T. Lenaghan, D. H. Rischke, and J. Schaffner-Bielich, “Chiral symmetry restoration at nonzero temperature in the SU(3)_r \times SU(3)_l linear sigma model,” *Physical Review D*, vol. 62, Article ID 085008, 2000.
- [53] B.-J. Schaefer and M. Wagner, “Three-flavor chiral phase structure in hot and dense QCD matter,” *Physical Review D: Particles, Fields, Gravitation and Cosmology*, vol. 79, no. 1, Article ID 014018, 2009.
- [54] P. Kovács and Z. Szép, “Critical surface of the SU(3)_L \times SU(3)_R chiral quark model at nonzero baryon density,” *Physical Review D*, vol. 75, Article ID 025015, 2007.
- [55] S. Rößner, C. Ratti, and W. Weise, “Polyakov loop, diquarks, and the two-flavor phase diagram,” *Physical Review D*, vol. 75, Article ID 034007, 2007.
- [56] B.-J. Schaefer, J. M. Pawłowski, and J. Wambach, “Phase structure of the Polyakov-quark-meson model,” *Physical Review D*, vol. 76, Article ID 074023, 2007.
- [57] O. Scavenius, Á. Mócsy, I. N. Mishustin, and D. H. Rischke, “Chiral phase transition within effective models with constituent quarks,” *Physical Review C*, vol. 64, no. 4, Article ID 045202, 2001.
- [58] J. I. Kapusta and C. Gale, *Finite-Temperature Field Theory: Principles and Applications*, Cambridge University Press, Cambridge, UK, 2006.
- [59] P. Lévai and U. Heinz, “Massive gluons and quarks and the equation of state obtained from SU(3) lattice QCD,” *Physical Review C: Nuclear Physics*, vol. 57, no. 4, pp. 1879–1890, 1998.
- [60] P. Romatschke, “Quasiparticle description of the hot and dense quark-gluon plasma,” <http://arxiv.org/abs/hep-ph/0312152>.
- [61] M. Bluhm, B. Kämpfer, R. Schulze, D. Seipt, and U. Heinz, “A Family of equations of state based on lattice QCD: impact on flow in ultrarelativistic heavy-ion collisions,” *Physical Review C*, vol. 76, no. 3, Article ID 034901, 2007.
- [62] J. Zinn-Justin, *Quantum Field Theory and Critical Phenomena*, vol. 113 of *International Series of Monographs on Physics*, 2002.
- [63] A. A. Osipov, B. Hiller, and J. da Providência, “Multi-quark interactions with a globally stable vacuum,” *Physics Letters B*, vol. 634, no. 1, pp. 48–54, 2006.
- [64] A. Bhattacharyya, P. Deb, S. K. Ghosh, and R. Ray, “Investigation of the phase diagram and bulk thermodynamic properties using the Polyakov-Nambu-Jona-Lasinio model with eight-quark interactions,” *Physical Review D*, vol. 82, no. 1, Article ID 014021, 2010.
- [65] C. Ratti, M. A. Thaler, and W. Weise, “Phases of QCD: lattice thermodynamics and a field theoretical model,” *Physical Review D: Particles, Fields, Gravitation and Cosmology*, vol. 73, no. 1, 2006.
- [66] C. A. Islam, R. Abir, M. G. Mustafa, R. Ray, and S. K. Ghosh, “The consequences of SU(3) color singletness, Polyakov Loop and Z(3) symmetry on a quark-gluon gas,” *Journal of Physics G: Nuclear and Particle Physics*, vol. 41, no. 2, Article ID 025001, 2014.
- [67] J. Moreira, B. Hiller, A. A. Osipov, and A. H. Blin, “Thermodynamic potential with correct asymptotics for PNJL model,” *International Journal of Modern Physics A*, vol. 27, no. 11, Article ID 1250060, 2012.
- [68] R. Venugopalan and M. Prakash, “Thermal properties of interacting hadrons,” *Nuclear Physics A*, vol. 546, no. 4, pp. 718–760, 1992.
- [69] A. Majumder and B. Müller, “Hadron mass spectrum from lattice QCD,” *Physical Review Letters*, vol. 105, no. 25, Article ID 252002, 4 pages, 2010.
- [70] R. Hagedorn, “Statistical thermodynamics of strong interactions at high energies,” *Nuovo Cimento Supplemento*, vol. 3, pp. 147–186, 1965.
- [71] R. Hagedorn, “Large-angle cross-sections $p + p \rightarrow A + B$ and $\pi + p \rightarrow A + B$ at high energies predicted by the statistical model,” *Il Nuovo Cimento*, vol. 35, no. 1, pp. 216–226, 1965.
- [72] W. Broniowski, F. Giacosa, and V. Begun, “Why the sigma meson should not be included in thermal models,” <http://arxiv.org/abs/1506.01260>.
- [73] M. A. Stankiewicz, “Entropy in the thermal model,” <http://arxiv.org/abs/nucl-th/0509058>.
- [74] J. Cleymans, H. Oeschler, K. Redlich, and S. Wheaton, “Transition from baryonic to mesonic freeze-out,” *Physics Letters B*, vol. 615, no. 1-2, pp. 50–54, 2005.
- [75] A. Tawfik, “A universal description for the freezeout parameters in heavy-ion collisions,” *Nuclear Physics A*, vol. 764, no. 1-4, pp. 387–392, 2006.
- [76] A. Tawfik, “Condition driving chemical freeze-out,” *Europhysics Letters*, vol. 75, no. 3, pp. 420–426, 2006.
- [77] A. Tawfik, “Chemical freeze-out and higher order multiplicity moments,” *Nuclear Physics A*, vol. 922, pp. 225–236, 2014.
- [78] A. Tawfik, “Constant-trace anomaly as a universal condition for the chemical freeze-out,” *Physical Review C*, vol. 88, no. 3, Article ID 035203, 2013.
- [79] R. Dashen, S.-K. Ma, and H. J. Bernstein, “S-matrix formulation of statistical mechanics,” *Physical Review*, vol. 187, no. 1, pp. 345–370, 1969.
- [80] A. Tawfik, M. Y. El-Bakry, D. M. Habashy, M. T. Mohamed, and E. Abbas, “Degree of chemical non-equilibrium in central Au-Au collisions at RHIC energies,” *International Journal of Modern Physics E*, vol. 25, no. 8, 2015.
- [81] C. Schmidt, “Universal critical behavior and the transition temperature in (2+1)-flavor QCD,” *AIP Conference Proceedings*, vol. 1343, pp. 513–515, 2011.
- [82] J. Gasser and H. Leutwyler, “Chiral perturbation theory: expansions in the mass of the strange quark,” *Nuclear Physics B*, vol. 250, no. 1-4, pp. 465–516, 1985.

- [83] M. Cheng, S. Ejiri, P. Hegde et al., “Equation of state for physical quark masses,” *Physical Review D*, vol. 81, no. 5, Article ID 054504, 8 pages, 2010.
- [84] F. Karsch, “The last word(s) on CPOD 2013,” in *Proceedings of the 8th International Workshop on Critical Point and Onset of Deconfinement (CPOD '13)*, p. 46, Napa, Calif, USA, March 2013.
- [85] Y. Aoki, S. Borsányi, S. Dürr et al., “The QCD transition temperature: results with physical masses in the continuum limit II,” *Journal of High Energy Physics*, vol. 2009, no. 6, article 088, 2009.
- [86] A. Bazazov, T. Bhattacharya, M. Cheng et al., “Chiral and deconfinement aspects of the QCD transition,” *Physical Review D*, vol. 85, no. 5, Article ID 065503, 37 pages, 2012.
- [87] A. Tawfik and E. Abbas, “Thermal description of particle production in Au-Au collisions at RHIC energies (STAR),” *Physics of Particles and Nuclei Letters*, vol. 12, no. 4, pp. 521–531, 2015.
- [88] F. Becattini, M. Bleicher, T. Kollegger, T. Schuster, J. Steinheimer, and R. Stock, “Hadron formation in relativistic nuclear collisions and the QCD phase diagram,” *Physical Review Letters*, vol. 111, Article ID 082302, 2013.
- [89] R. Stock, F. Becattini, M. Bleicher, T. Kollegger, T. Schuster, and J. Steinheimer, “Hadronic freeze-out in A+A collisions meets the lattice QCD Parton-Hadron transition line,” in *Proceedings of the 8th International Workshop on Critical Point and Onset of Deconfinement (CPOD '13)*, p. 11, Napa, Calif, USA, March 2013.