



The anomalous Wtb vertex and top-pair production at the LHC

Apurba Tiwari ^{*}, Sudhir Kumar Gupta

Department of Physics, Aligarh Muslim University, Aligarh, UP-202002, India

Received 5 May 2022; received in revised form 28 June 2022; accepted 29 June 2022

Available online 5 July 2022

Editor: Tommy Ohlsson

Abstract

We perform an exclusive study of the anomalous Wtb interaction in the context of LHC. The limits on Wtb anomalous couplings have been estimated via the measurements of the top-quark decay width and cross-section as well as production asymmetries in case the CP is violated. Our investigations reveal that the upper bounds on $(|C_L|, |C_R|)$ would be of about $(1.82, 0.03) \times 10^{-4}$ at 2.5σ C.L., for the already collected data at the LHC with $\sqrt{S} = 13$ TeV for an integrated luminosity of 139 fb^{-1} . The corresponding limits for future hadron colliders, namely, High Luminosity LHC (HL-LHC), High Energy LHC (HE-LHC) and Future Circular Collider (FCC-hh) for the projected luminosities of 3 ab^{-1} , 12 ab^{-1} and 30 ab^{-1} are found to be to $(0.81, 0.006) \times 10^{-4}$, $(0.44, 0.0017) \times 10^{-4}$ and $(0.21, 0.0004) \times 10^{-4}$ respectively at 2.5σ C.L. © 2022 The Author(s). Published by Elsevier B.V. This is an open access article under the CC BY license (<http://creativecommons.org/licenses/by/4.0/>). Funded by SCOAP³.

1. Introduction

The Standard-Model (SM) [1] is so far considered to be a highly successful theory to interpret most of the data collected in experiments. Nevertheless, SM is still an incomplete model due to the fact that it remains infelicitous in explaining phenomenon such as CP -violation [2,3], Leptogenesis [4], Baryogenesis [5] and the existence of dark matter and dark energy [6]. Besides it also lacks gravitational interaction [7], does not provide an adequate solution to the hierarchy problem [8] etc which hints for extending the SM to explain some or all of the problems listed

^{*} Corresponding author.

E-mail addresses: atiwari@myamu.ac.in (A. Tiwari), sudhir.ph@amu.ac.in (S.K. Gupta).

above. The importance of the CP -violation searches lies in the fact that it will help to understand the matter-antimatter asymmetry present in the Universe. Also, the observation of CP -violation would be a clear indication of physics Beyond-the-SM (BSM) because the observed amount of CP -violation in SM is very tiny which is not sufficient to understand the current matter-antimatter asymmetry [9].

The CP -violating interactions involving the top-quark are quite promising as the top-quark could be a direct probe to such phenomenon partly due to its shorter life-time (10^{-25} sec) and much heavier mass than the other quarks which enables it to decay much before hadronisation unlike other quarks. For this reason, the final decay products are expected to preserve information about the top-quark properties and hence precise study of the final decay products would be useful and informative for direct physics searches. Also, top-quark sector is one of the most promising areas for precision studies as it provides direct probes to the interactions to the BSM physics. Precision studies from the past have predominated to explore new physics contributions to kinematically inaccessible regions. With the introduction of the Large Hadron Collider (LHC) [10], precision measurements in top physics are directed towards a new era. Since LHC is now producing an enormous number of top quarks per year and is known as the “top-quark factory”, it is considered a prominent place for the study of top-quark properties.

In the present article, we explore the CP properties of the anomalous Wtb vertex in the context of top-quark through the top-pair production process and their consequent decays via the W^\pm at the LHC and its proposed variants. Such interactions could be modelled by constructing the effective Lagrangian of higher dimension where the modification in the Wtb vertex is through an extra term in the Lagrangian and where the Wtb vertex is parameterised in terms of four unknown form factors [11] which may in general be CP-even or CP-odd. As the CP-even contribution is expected to raise the event rates involving the aforementioned vertex both at decay as well as production levels, sensitivities to such interactions could be estimated by employing the already measured values to these at the LHC. The CP-odd contribution is expected to interfere with the SM contribution and is expected to be observed in the form of asymmetries to the aforementioned processes which could be estimated constructing the CP-odd observables as suggested in the Refs. [12–19]. The contribution to anomalous couplings via top-quark production and decay has already been extensively studied in the existing literature and can be found in Refs. [20–35]. The Wtb vertex structure has been studied in multiple ways in previous studies, for example: the Wtb vertex has been studied using the W -boson helicity fractions [20–22], through the t -channel cross-section [23], via the polarisation of top-quark [24], using angular asymmetries and helicity fractions individually [25]. The CP -violating observables sensitive to Wtb vertex have been discussed in Ref. [26]. In Ref. [27], the anomalous Wtb vertex has been explored in the context of collider, flavour observables and low energy measurements as well as electric dipole moments and in Ref. [28], the CP-conserving anomalous Wtb couplings have been studied through single top production at e^-p collider. It has been noticed in earlier studies [36–38] that combining measurements obtained from different studies can place comparatively stringent limits on anomalous couplings than those obtained from individual measurements. The LHC bounds on such anomalous interactions have also been measured by both CMS and ATLAS by means of top-decay asymmetry and single top production [39].

Organisation of the paper is as follows: In Section 2 we present the Lagrangian containing the anomalous Wtb interactions and its consequences for the top-quark decay as well as top-pair production process at the LHC. Section 3 discusses constraints on the anomalous Wtb interactions through the measurements of top-quark decay width and its pair production cross-section at the LHC. We also construct CP-asymmetries involving the $t\bar{t}$ production process at the LHC and

its proposed variants and finally estimate the sensitivities corresponding to each of these. Finally, we summarise our findings in Section 4.

2. Process and Lagrangian construction

As mentioned earlier, the focus of present study is to explore the CP -violating interactions of the top-quark with W -boson and b -quark at the LHC and other hadron colliders. Since the SM does not allow anomalous interactions, such effects are incorporated in an effective field theoretic manner by extending the SM Wtb -vertex through the following effective Lagrangian [40],

$$\mathcal{L}_{Wtb} = -\frac{g}{\sqrt{2}}\bar{b}\left[\gamma^\mu(C_{1L}P_L + C_{1R}P_R)W_\mu^- - i\sigma^{\mu\nu}\left(\tilde{C}_{2L}P_L + \tilde{C}_{2R}P_R\right)(\partial_\nu W_\mu^-)\right]t + h.c. \quad (1)$$

where, $\tilde{C}_{2L,2R} = \frac{C_{2L,2R}}{\Lambda}$, $P_{L,R} = \frac{1}{2}(1 \mp \gamma_5)$, and Λ is the energy scale. C_{1L} , C_{1R} , C_{2L} and C_{2R} are dimensionless complex anomalous couplings known as form factors. For the SM Wtb vertex, value of C_{1L} is equal to V_{tb} and can be taken as unity with the assumption of unitarity of the CKM matrix, and the other anomalous couplings are equal to zero. Obviously non-zero values of either of the aforementioned couplings would indicate the presence of BSM interaction of the top-quark. However, we focus only on the anomalous couplings, namely, C_{2L} and C_{2R} and hence the rest of the couplings (other than C_{1L}) are set to zero. Also for the sake of simplicity from here onwards, we will call $C_{2L,2R}$ as $C_{L,R}$. It is to be noted that in the limit of b -quark being massless, a left-handed W -boson contributes to the top-decay and for the decay of an anti-top quark, a left-handed W -boson is forbidden and a right-handed W -boson contributes. Therefore top-quark decay proceeds through left-handed charged current interactions and an anti-top quark proceeds through right-handed charged current interaction. Also, the analysis with $C_L \neq 0$, $C_R = 0$ and $C_R \neq 0$, $C_L = 0$ represent left-handed and right-handed currents respectively.

In order to explore such interactions at the LHC, it is clearly worthwhile to consider processes involving top-pair production, as LHC is designated to be a top factory wherein about 28.8 M top-quarks have been pair produced for a Centre-of-mass (CMS) energy of $\sqrt{S} = 13$ TeV at the LHC so far. It is to be further noted that among the produced tops about 87% are through the fusion of gluon pairs while the rest are due to the annihilation of a pair of quark and anti-quark. As the top-quark (which is heaviest among all the quarks) has a life span which is much shorter than the time required for it to get hadronised, unlike other quarks, it does not form any bound states and hence it is expected to serve as a direct probe to CP violation or any other anomalous effects. This, therefore, yields us ample hope to investigate such effects at colliders through the top-quark allied processes. As the anomalous Wtb vertex has a tensorial character, probing such interactions requires reconstruction of the full partonic process relevant for the given LHC process, however since it is not always feasible partially due to the missing neutrinos. Besides, the complexity further rises to another level due to the involvement of information about the spin and polarisation of each of the particles participating in a given process. However, it has been recently shown that by deploying T-odd triple products involving only momenta of the final state particles of a given process, one could still explore such anomalous interactions [12–19] at hadron colliders. However, in the present study in order to explore the maximum experimental sensitivities in the context of the LHC and other hadron colliders, we will only utilise the absolute asymmetries.

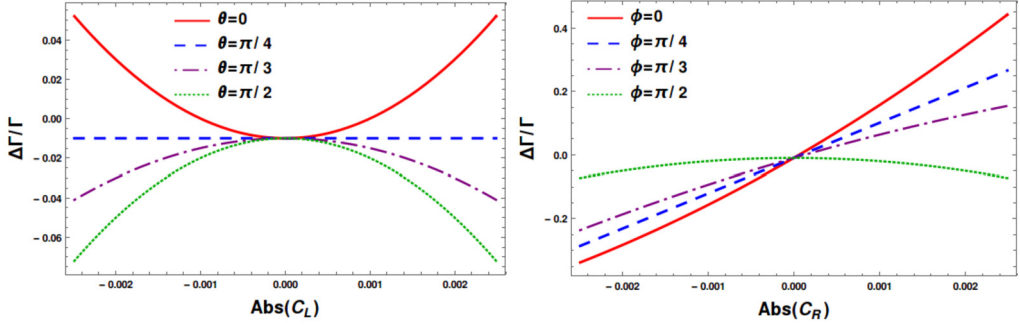


Fig. 1. Decay width of top-quark as a function of moduli of anomalous couplings for different values of phases θ and ϕ for the cases with $|C_R|=0$ (left) and $|C_L|=0$ (right) where $C_L = |C_L|e^{i\theta}$ and $C_R = |C_R|e^{i\phi}$.

3. Numerical analysis

As the anomalous Wtb vertex is expected to affect the production as well as decay processes, we first consider decay of top-quark and later investigate the production process $pp \rightarrow t(\rightarrow bW^+)\bar{t}(\rightarrow \bar{b}W^-)$ at the LHC.

For our calculations, we incorporated the Lagrangian mentioned in Section 2 into the FeynRules [41] and later the model files generated by FeynRules were interfaced to FeynCalc [42] for further investigations. As the anomalous couplings $C_{L,R}$ are complex, we may have two types of contributions due to the anomalous interactions, namely the CP-even or CP-odd with former affecting the rates while the latter reflecting in terms of the asymmetries to the processes discussed above. In either case, in order to ensure that the rates are in good agreement with their respective measurements, we first demand that the contribution due to such interactions should lie within the experimental uncertainties.

The decay level CP asymmetries could be estimated by

$$\mathcal{A}_{SM}^\Gamma = \frac{\Delta\Gamma_{t \rightarrow bW}}{\Gamma_{t \rightarrow bW}} \simeq \frac{\text{Im}(|\mathcal{M}|_{t \rightarrow bW}^2)}{\text{Re}(|\mathcal{M}|_{t \rightarrow bW}^2)} \quad (2)$$

with $|\mathcal{M}|_{t \rightarrow bW}^2$ being the matrix-element squared for the process $t \rightarrow bW$. From the above expression it is obvious to note that $\mathcal{A}_{SM}^\Gamma = 0$ due to the absence of anomalous Wtb coupling within the SM.

Before proceeding further, we have already verified the following result for the relative decay width of the top-quark in presence of the anomalous couplings to the SM decay width as mentioned in Ref. [43],

$$R^\Gamma = \frac{\Gamma_{t \rightarrow bW}}{\Gamma_{t \rightarrow bW}^{SM}} = 1 - \frac{M_W}{(1 + 2\eta^2)} [6\eta C_R - M_W(\eta^2 + 2)(C_L^2 + C_R^2)] \quad (3)$$

where $\eta = \frac{M_W}{m_t}$, $C_L = |C_L|e^{i\theta}$ and $C_R = |C_R|e^{i\phi}$.

In Fig. 1, we show the relative change in decay width as a function of moduli of the anomalous coupling at different values of phases θ and ϕ , for illustration we consider $\theta = \phi = 0, \frac{\pi}{4}, \frac{\pi}{3}$ and $\frac{\pi}{2}$, for the cases with $|C_R|=0$ (left) and $|C_L|=0$ (right). The decay-width does not seem to show any appreciable change by varying $\text{Abs}(C_L)$. Furthermore, the curve is almost symmetric around $\text{Abs}(C_L) = 0$ which means that the decay width is equally sensitive to both positive and negative

Table 1

Individual constraints on anomalous couplings C_L and C_R (when only one anomalous coupling is taken non-zero at a time) at 2.5σ C.L. obtained from measurements of top-quark decay width and top-pair production cross-section at the LHC with $\sqrt{s} = 13$ TeV.

	$C_L (\times 10^{-3})$	$C_R (\times 10^{-3})$
$\left(\frac{\Delta\Gamma}{\Gamma}\right)_{t \rightarrow bW}$	$-5.86 \leq C_L \leq 5.86$	$-1.84 \leq C_R \leq 1.95$
$\left(\frac{\Delta\sigma}{\sigma}\right)_{pp \rightarrow t\bar{t}}$	$-2.62 \leq C_L \leq 2.62$	$-0.40 \leq C_R \leq 0.40$

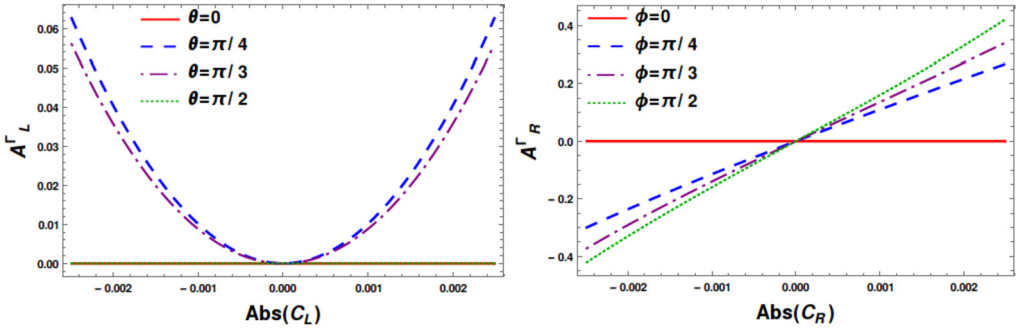


Fig. 2. Dependence of decay level asymmetry on the moduli of anomalous couplings C_L and C_R for the cases with $|C_R| = 0$ (left) and $|C_L| = 0$ (right).

values of the moduli. The symmetric curve indicates that the contribution to the linear order is very tiny. This is because no linear term corresponding to the coupling C_L exists in the relative decay width expression (3) and the contribution is only from the quadratic term C_L^2 . Conversely, the decay width changes significantly on varying the values of $Abs(C_R)$, indicating the strong dependence of the decay width on the anomalous coupling C_R . However, the sensitivity of the decay width to $Abs(C_R)$ apparently depends on the choice of values of ϕ , for example, the decay width is more sensitive to positive values of $Abs(C_R)$ for $\phi = 0$ and becomes almost equally sensitive to both positive and negative values of $Abs(C_R)$ for $\phi = \frac{\pi}{4}$ and $\frac{\pi}{3}$. Although, the variation in $Abs(C_R)$ has almost no impact on the decay width at $\phi = \frac{\pi}{2}$, whereas the decay width can change by about $\pm 50\%$ on varying the values of $Abs(C_R)$ at $\phi = \frac{\pi}{4}$ and $\frac{\pi}{3}$. The strong dependence of the decay width on the coupling C_R is factually due to the presence of the term proportional to C_R in the relative decay width expression (3). Clearly, by examining these results, a rough estimate of the constraints on the phase ϕ and on $Abs(C_R)$ can be presented to obtain the most significant value of the top-quark decay width.

The limits on anomalous couplings C_L and C_R at 2.5σ confidence level (C.L.) obtained from the top-quark decay width measurements are given in Table 1, where we assume only one anomalous coupling to be non-zero at a time.

In Fig. 2, we show decay level asymmetry (A^Γ) as a function of moduli of the anomalous coupling for the cases with $|C_R| = 0$ (left) and $|C_L| = 0$ (right). Four illustrative values of phases, $\theta = \phi = 0, \frac{\pi}{4}, \frac{\pi}{3}$ and $\frac{\pi}{2}$ are considered. We see that asymmetry is almost symmetric around $Abs(C_L) = 0$ and $Abs(C_R) = 0$, signifying that it is equally sensitive to the positive and negative values of the moduli of the couplings C_L and C_R . Also, we find that the contribution from coupling C_L is insignificant and that the asymmetry is more sensitive to coupling C_R . Furthermore,

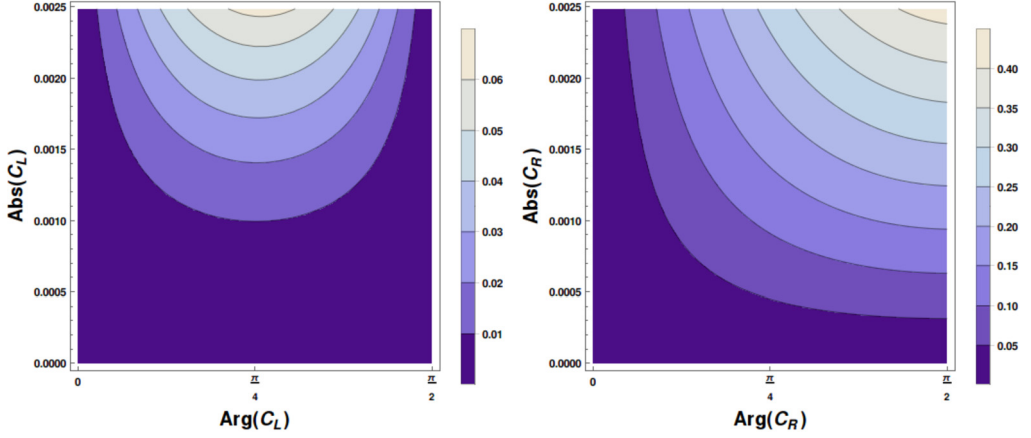


Fig. 3. Contour plots of decay level asymmetry in the $Abs(C_L)$ - $Arg(C_L)$ plane and $Abs(C_R)$ - $Arg(C_R)$ plane for the cases with $|C_R| = 0$ (left) and $|C_L| = 0$ (right).

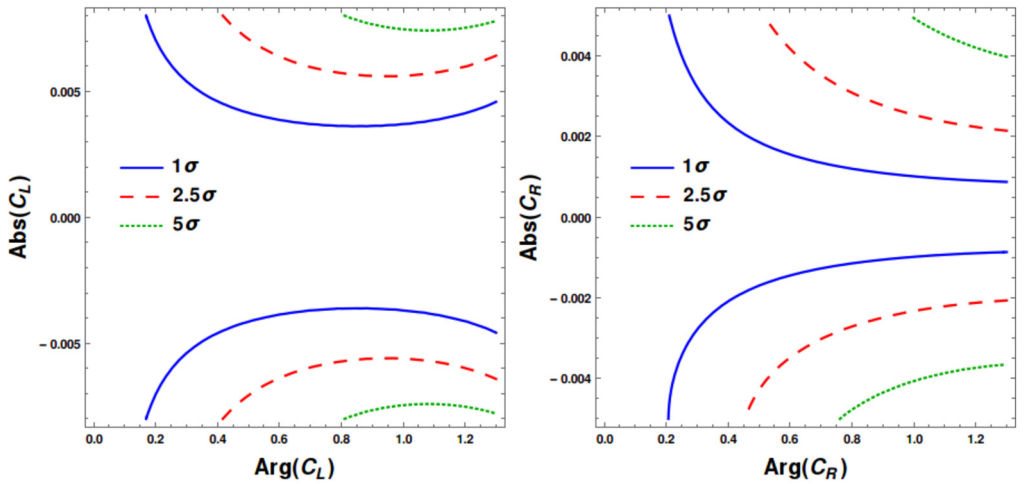


Fig. 4. The 1σ , 2.5σ and 5σ C.L. regions in the $Abs(C_L)$ - $Arg(C_L)$ plane and $Abs(C_R)$ - $Arg(C_R)$ plane allowed by the decay level asymmetry for the cases with $|C_R| = 0$ (left) and $|C_L| = 0$ (right).

for larger values of ϕ , the lines become steeper which means that larger values of ϕ ($\sim \frac{\pi}{2}$) make a more significant contribution.

In Fig. 3, we show the contour plots of decay level asymmetry in the $Abs(C_L)$ - $Arg(C_L)$ plane and $Abs(C_R)$ - $Arg(C_R)$ plane for the cases with $|C_R| = 0$ (left) and $|C_L| = 0$ (right). Here also, we see that coupling C_L makes a negligible contribution to the asymmetry whereas C_R shows a meaningful contribution to it, again indicating that asymmetry is more sensitive to coupling C_R .

In Fig. 4, we show the 1σ , 2.5σ and 5σ regions in $Abs(C_L)$ - $Arg(C_L)$ plane and $Abs(C_R)$ - $Arg(C_R)$ plane allowed by the decay level asymmetry for the cases with $|C_R| = 0$ (left) and $|C_L| = 0$ (right). From Fig. 4, we can give a rough estimate of the limits on the moduli and phase of the anomalous couplings at 2.5σ C.L. However, it does not make a significant contribution as the asymmetry obtained at the decay level is very small.

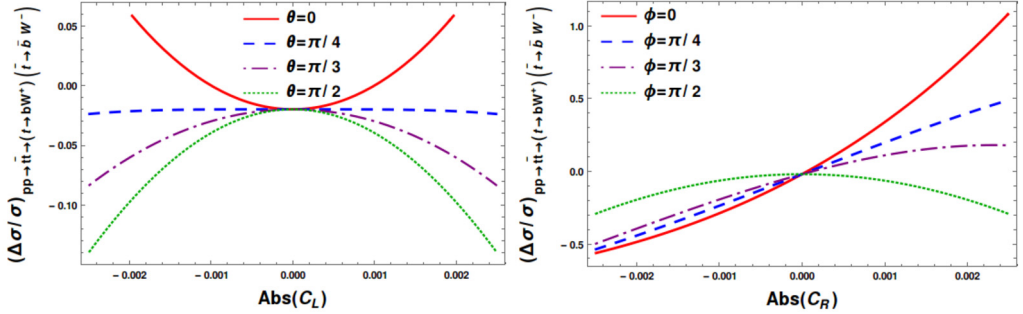


Fig. 5. Cross-section as a function of moduli of anomalous couplings for different values of phases θ and ϕ for the cases with $|C_R|=0$ (left) and $|C_L|=0$ (right) where $C_L = |C_L|e^{i\theta}$ and $C_R = |C_R|e^{i\phi}$.

In order to obtain the constraints on C_R and C_L at the cross-section level, we first estimate the LHC cross-sections for the process $pp \rightarrow t(\rightarrow bW^+)\bar{t}(\rightarrow \bar{b}W^-)$ using MadGraph5 [44] after implementing the contribution due to the already existing tbW interaction in the FeynRules. We then compare this with the SM cross-section which is generated by switching-off C_L and C_R . The additional contribution to the SM cross-section $\Delta\sigma = \sigma - \sigma_{SM}$ is then obtained by keeping C_L or C_R non-zero at a time as shown in Fig. 5. The individual constraints on anomalous couplings C_L and C_R at 2.5 σ C.L. are then obtained from the measurement of top-pair production cross-section at the LHC at $\sqrt{S} = 13$ TeV. These are presented in Table 1, where we assume only one anomalous coupling to be non-zero at a time.

The Fig. 5 shows the relative change in cross-section, $\frac{\Delta\sigma}{\sigma}$ as a function of moduli of the anomalous coupling at four different values of θ and ϕ , namely $\theta = \phi = 0, \frac{\pi}{4}, \frac{\pi}{3}$ and $\frac{\pi}{2}$ for the cases with $|C_R|=0$ (left) and $|C_L|=0$ (right). We notice that just as for the decay width, the cross-section is more sensitive to the values of coupling C_R . We see that changing the values of the coupling C_L has a small effect on the cross-section but is equally sensitive to both positive and negative values of coupling C_L . However, in the case of C_R , the cross-section dependence varies with the value of the phase of anomalous coupling, ϕ . For example, for $\phi = 0$ the cross-section is more sensitive to positive values of C_R , for $\phi = \frac{\pi}{4}$ and $\frac{\pi}{2}$ it is equally sensitive to both positive and negative values of the coupling C_R and for $\phi = \frac{\pi}{3}$ it is more sensitive to negative values of C_R . From Fig. 5, we see that the change in cross-section is highest when $\text{Abs}(C_R)$ is changed for $\phi = 0$, indicating that the correct choice of the value of ϕ can lead to a significant change in the cross-section.

We now turn our discussion for the LHC sensitivities corresponding to the couplings C_L and C_R . The production asymmetries could be estimated in the same way as the decay level asymmetries using

$$A_{SM}^\sigma = \frac{\Delta\sigma_{pp \rightarrow t(\rightarrow bW^+)\bar{t}(\rightarrow \bar{b}W^-)}}{\sigma_{pp \rightarrow t(\rightarrow bW^+)\bar{t}(\rightarrow \bar{b}W^-)}} \simeq \left(\frac{\text{Im}(|\mathcal{M}|_{t \rightarrow bW}^2)}{\text{Re}(|\mathcal{M}|_{t \rightarrow bW}^2)} \right)^2. \tag{4}$$

In Fig. 6, we show the dependence of production asymmetry (A^σ) on moduli of the anomalous couplings C_L and C_R for the cases with $|C_R|=0$ (left) and $|C_L|=0$ (right). To illustrate the impact of CP-violating phases on production asymmetry, we consider four different values of phases, $\theta = \phi = 0, \frac{\pi}{4}, \frac{\pi}{3}$ and $\frac{\pi}{2}$. From Fig. 6, we notice that the asymmetry is almost insensitive to coupling C_L and significantly sensitive to coupling C_R . Since the coupling C_L does not contribute much to the asymmetry, we will not go into its detailed explanation and focus on the

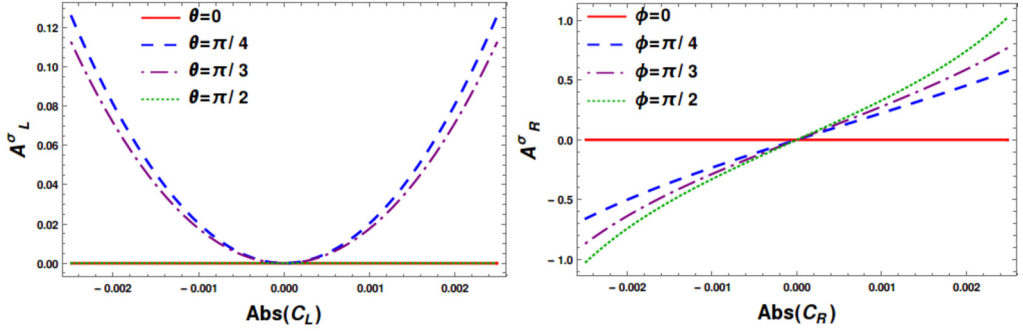


Fig. 6. Dependence of production asymmetry on the moduli of anomalous couplings for different values of θ and ϕ for the cases with $|C_R| = 0$ (left) and $|C_L| = 0$ (right).

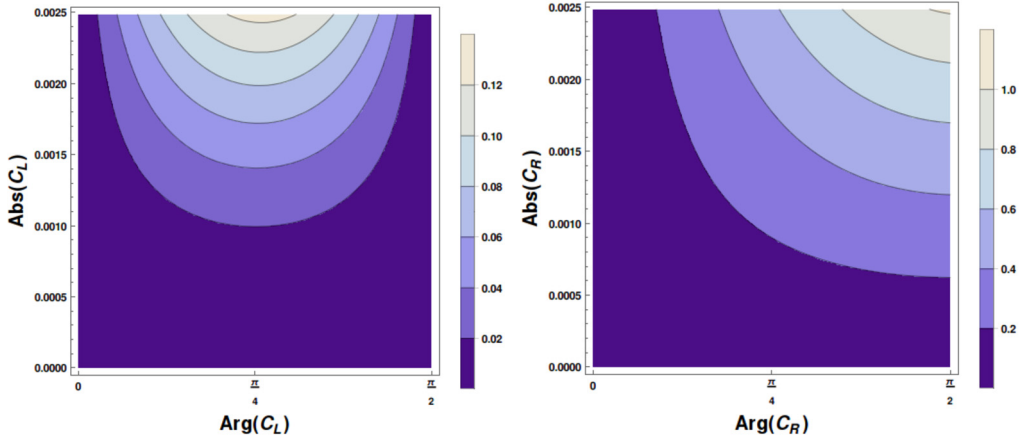


Fig. 7. Contour plots of production asymmetry in the $Abs(C_L)$ - $Arg(C_L)$ plane and $Abs(C_R)$ - $Arg(C_R)$ plane for the cases with $|C_R| = 0$ (left) and $|C_L| = 0$ (right).

effect of the CP-violating phases of the coupling C_R on the production asymmetry. From Fig. 6 (right), we see that the asymmetry is zero for $\phi = 0$, increases significantly on increasing the value of the phase and reaches its maximum value for $\phi = \frac{\pi}{2}$. Also, we find that the asymmetry is equally sensitive to both positive and negative values of the moduli of the anomalous coupling.

Fig. 7 shows the contour plots of production asymmetry in the $Abs(C_L)$ - $Arg(C_L)$ plane and $Abs(C_R)$ - $Arg(C_R)$ plane for the cases with $|C_R| = 0$ (left) and $|C_L| = 0$ (right). The plots again justify that the asymmetry is more sensitive to coupling C_R and that the contribution from coupling C_L is much smaller. We observe that the maximum contribution to production asymmetry is at a value of $\phi = \frac{\pi}{2}$, which further confirms the results shown in Fig. 6. Analysing Figs. 6 and 7, we conclude that the coupling C_R is dominating over C_L and the major contribution to the production asymmetry is from the coupling C_R .

To estimate constraints on moduli and phase of the anomalous couplings, we first estimate the SM cross-sections using MCFM – 10.1 [45] for various LHC energies as required in our analysis. Later the sensitivities are estimated by comparing the obtained asymmetries against the error in the events through,

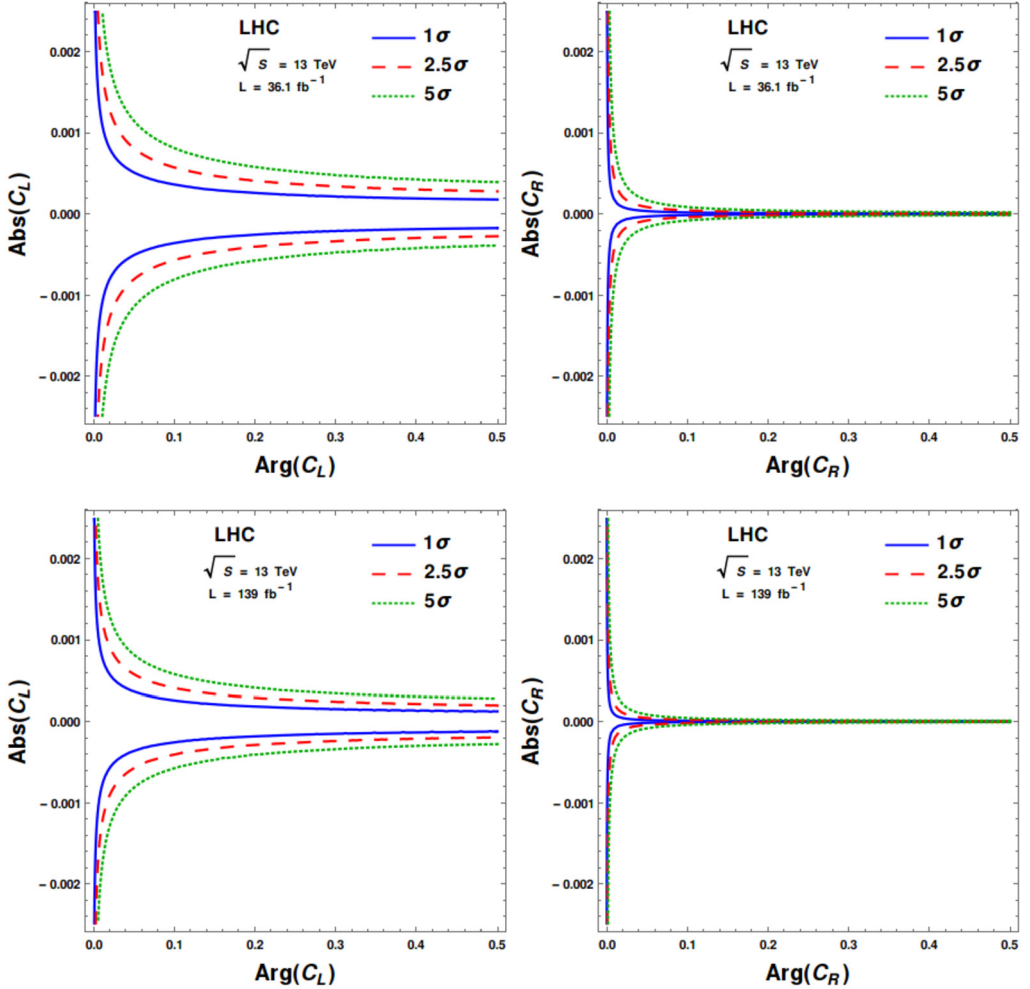


Fig. 8. 1σ , 2.5σ and 5σ C.L. regions in the $\text{Abs}(C_L)\text{-Arg}(C_L)$ plane and $\text{Abs}(C_R)\text{-Arg}(C_R)$ plane allowed by the production asymmetry at CMS energy of $\sqrt{S} = 13$ TeV for the integrated luminosities of 36.1 fb^{-1} and 139 fb^{-1} for the cases with $|C_R| = 0$ (left) and $|C_L| = 0$ (right).

$$A = \frac{n_{cl}}{\sqrt{\sigma_{pp \rightarrow t(\rightarrow bW^+) \bar{t}(\rightarrow \bar{b}W^-)}^{SM}} \times \int \mathcal{L} dt} \quad (5)$$

where $\sigma_{pp \rightarrow t(\rightarrow bW^+) \bar{t}(\rightarrow \bar{b}W^-)}^{SM}$ and $\int \mathcal{L} dt$ represent cross-section and integrated luminosity, respectively and n_{cl} is the confidence level at which the bounds are to be obtained. For our investigations we use integrated luminosities of 36.1 fb^{-1} , 139 fb^{-1} and 3.0 ab^{-1} , 3.0 ab^{-1} for CMS energies of 13 TeV and 14 TeV, respectively. In addition, projected bounds on $C_{L,R}$ are also obtained for the proposed future hadron colliders, namely HE-LHC and FCC-hh with CMS energies of $\sqrt{S} = 27$ TeV and 100 TeV with projected luminosities of 3.0 ab^{-1} , 12.0 ab^{-1} and 10.0 ab^{-1} , 30.0 ab^{-1} , respectively. The limits corresponding to each of these are shown in Table 2. In Figs. 8–11, we show the 1σ , 2.5σ and 5σ regions in $\text{Abs}(C_L)\text{-Arg}(C_L)$ plane and

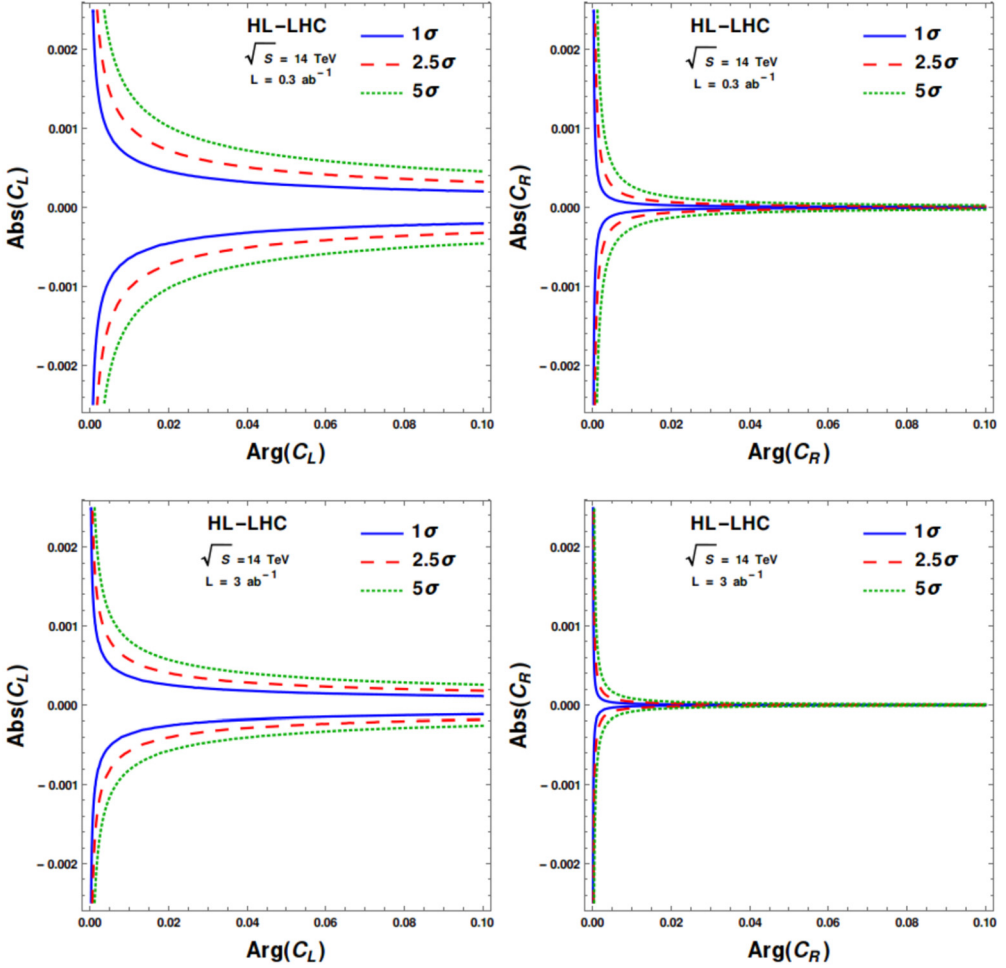


Fig. 9. 1σ , 2.5σ and 5σ C.L. regions in the $Abs(C_L)$ - $Arg(C_L)$ plane and $Abs(C_R)$ - $Arg(C_R)$ plane allowed by the production asymmetry at CMS energy of $\sqrt{S} = 14$ TeV for the integrated luminosities of 0.3 ab^{-1} and 3 ab^{-1} for the cases with $|C_R| = 0$ (left) and $|C_L| = 0$ (right).

$Abs(C_R)$ - $Arg(C_R)$ plane allowed by the production asymmetries for the cases with $|C_R| = 0$ (left) and $|C_L| = 0$ (right). We explore various energies at LHC, viz, $\sqrt{S} = 13$ TeV, HL-LHC with $\sqrt{S} = 14$ TeV, HE-LHC with $\sqrt{S} = 27$ TeV and FCC-hh with $\sqrt{S} = 100$ TeV. The luminosities of 36.1 fb^{-1} to 30 ab^{-1} have been explored. From Figs. [8–11], we can give a rough prediction of limits on the phase and moduli of the anomalous couplings at 2.5σ C.L. However, the exact values of the limits have already been given in Table 2.

We now compare our results with the current limits on the anomalous couplings. In Ref. [36], the authors used W-boson helicities and single top-quark production cross-section measurements at LHC and Tevatron and the limits obtained on anomalous couplings at 95% C.L. are: $-1.5 \times 10^{-3} \leq \tilde{g}_R \leq 1.1 \times 10^{-3}$, $-2.1 \times 10^{-3} \leq \tilde{g}_L \leq 2.2 \times 10^{-3}$ at 13 TeV LHC energy and $-0.87 \times 10^{-3} \leq \tilde{g}_R \leq 0.87 \times 10^{-3}$, $-1.9 \times 10^{-3} \leq \tilde{g}_L \leq 2.1 \times 10^{-3}$ at HL-LHC with $\sqrt{S} = 14$ TeV. In Ref. [37], the 95% C.L. limits obtained from W-boson helicities and t-channel cross-section at

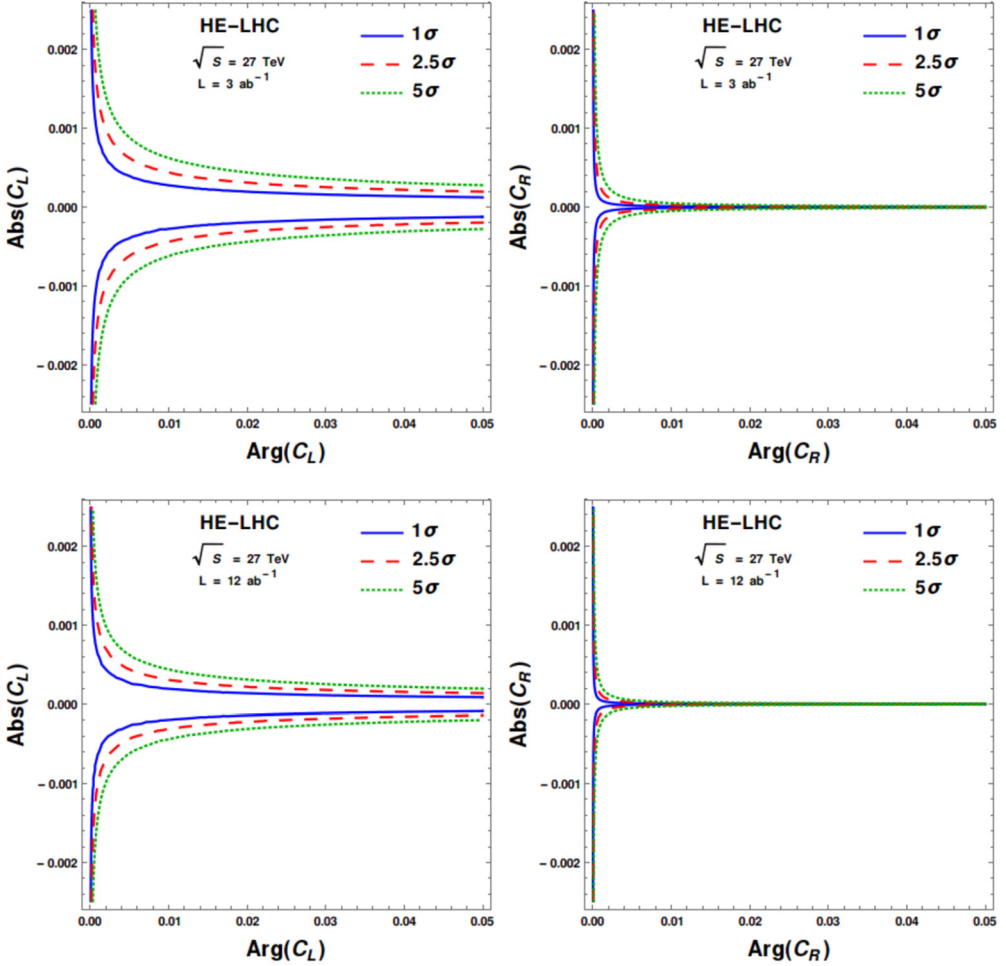


Fig. 10. 1σ , 2.5σ and 5σ C.L. regions in the $Abs(C_L)$ - $Arg(C_L)$ plane and $Abs(C_R)$ - $Arg(C_R)$ plane allowed by the production asymmetry at CMS energy of $\sqrt{S} = 27$ TeV for the integrated luminosities of 3 ab^{-1} and 12 ab^{-1} for the cases with $|C_R| = 0$ (left) and $|C_L| = 0$ (right).

Table 2

Individual bounds for CP-violating phase, $\theta = \phi = \frac{\pi}{4}$ on the moduli of the anomalous couplings C_L and C_R (when only one anomalous coupling is taken non-zero at a time) at 2.5σ C.L. obtained from production asymmetries at LHC, HL-LHC, HE-LHC and FCC-hh.

Collider	$\sqrt{S}, \int L dt$	$ C_L (\times 10^{-4})$	$ C_R (\times 10^{-4})$
LHC	13 TeV, 36.1 fb^{-1}	2.55	0.06
	13 TeV, 139 fb^{-1}	1.82	0.03
HL-LHC	14 TeV, 0.3 ab^{-1}	1.44	0.019
	14 TeV, 3.0 ab^{-1}	0.81	0.006
HE-LHC	27 TeV, 3.0 ab^{-1}	0.62	0.0034
	27 TeV, 12.0 ab^{-1}	0.44	0.0017
FCC-hh	100 TeV, 10.0 ab^{-1}	0.28	0.0007
	100 TeV, 30.0 ab^{-1}	0.21	0.0004

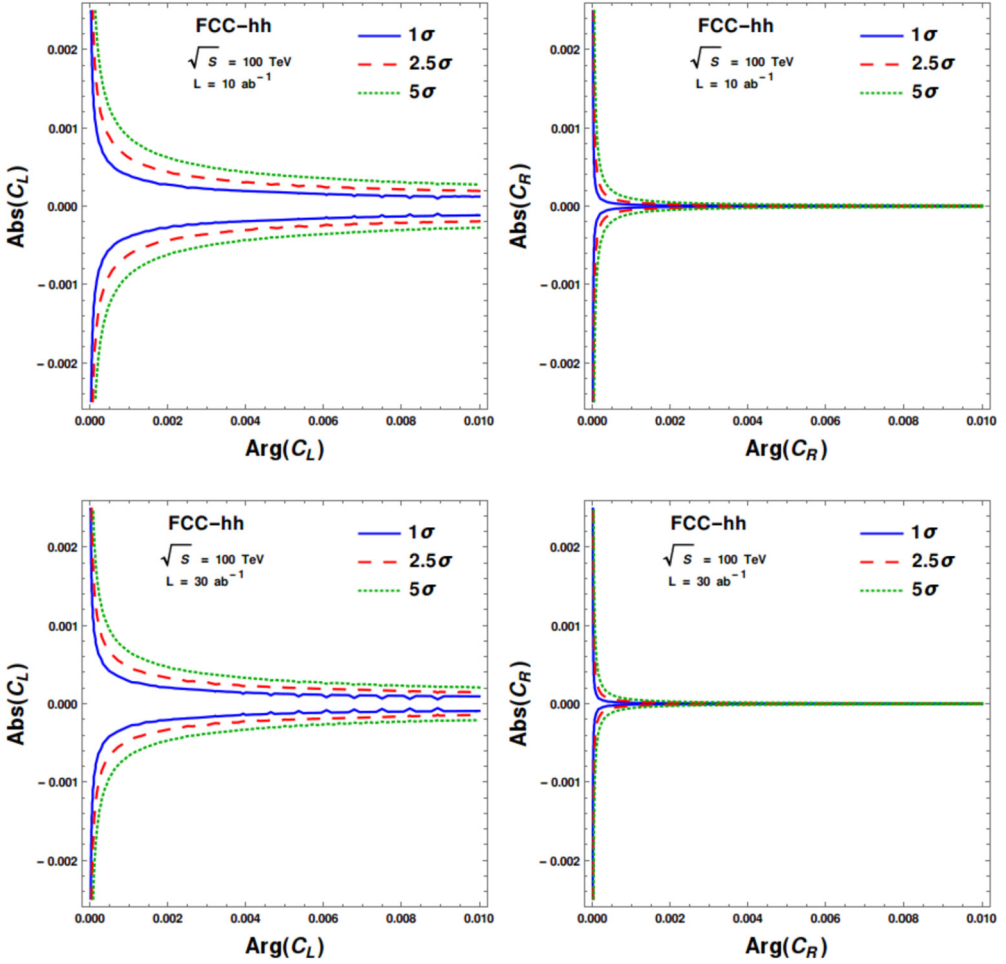


Fig. 11. 1σ , 2.5σ and 5σ C.L. regions in the $\text{Abs}(C_L)$ - $\text{Arg}(C_L)$ plane and $\text{Abs}(C_R)$ - $\text{Arg}(C_R)$ plane allowed by the production asymmetry at CMS energy of $\sqrt{s} = 100$ TeV for the integrated luminosities of 10 ab^{-1} and 30 ab^{-1} for the cases with $|C_R| = 0$ (left) and $|C_L| = 0$ (right).

the LHC are: $-1.9 \times 10^{-3} \leq \tilde{g}_R \leq 1.6 \times 10^{-3}$, $-1.4 \times 10^{-3} \leq \tilde{g}_L \leq 1.0 \times 10^{-3}$, and from the combined measurements obtained at the LHC and Tevatron are: $-1.6 \times 10^{-3} \leq \tilde{g}_R \leq 1.4 \times 10^{-3}$, $-1.2 \times 10^{-3} \leq \tilde{g}_L \leq 0.9 \times 10^{-3}$. According to Ref. [46], the expected limits at 95% C.L. for HL-LHC for a CMS energy of 14 TeV and a total integrated luminosity of 3 ab^{-1} are: $-0.6 \times 10^{-3} \leq \tilde{g}_R \leq 0.25 \times 10^{-3}$, $-2.1 \times 10^{-3} \leq \tilde{g}_L \leq 2.4 \times 10^{-3}$ obtained from the combination of W boson helicity fractions, single top quark production cross sections and forward-backward asymmetries measured at Tevatron and at the LHC.

4. Summary and conclusion

We have discussed the effects of anomalous couplings in the Wtb vertex on the decay of top-quark through its decay $t \rightarrow Wb$, and the production of $t\bar{t}$ pairs through their decays into

W -boson and b-quark at the LHC. The constraints on the anomalous couplings C_L and C_R have been obtained using the measurements of top-quark decay width and cross-section. Later CP asymmetries were constructed for top-pair production process and its decay via the W boson. Using these asymmetries we estimated 2.5σ level sensitivities to the anomalous couplings C_L and C_R . These are presented in Tables 1 and 2 respectively. The top-quark decay width and cross-section set an upper bound on $|C_L|$ of about $(5.9, 2.6) \times 10^{-3}$ respectively at 2.5σ C.L. which for $|C_R|$ turn out to be $(2.0, 0.4) \times 10^{-3}$ respectively. The corresponding limits on the moduli of the anomalous couplings from the production asymmetries with CP-violating phase $\theta = \phi = \frac{\pi}{4}$ are presented in Table 2 for the LHC at a CMS energy of $\sqrt{S} = 13$ TeV with the integrated luminosities of 36.1 fb^{-1} and 139 fb^{-1} . The limits are also presented for its luminosity intense variant, the HL-LHC, HE-LHC and FCC-hh. Our investigations reveal that upper bounds on $(|C_L|, |C_R|)$ would be of about $(1.82, 0.03) \times 10^{-4}$ at 2.5σ C.L. for the total data collected so far at the LHC with $\sqrt{S} = 13$ TeV for an integrated luminosity of 139 fb^{-1} . These for High Luminosity LHC (HL-LHC), High Energy LHC (HE-LHC) and Future circular collider (FCC-hh) turned out to be of about $(0.81, 0.006) \times 10^{-4}$, $(0.44, 0.0017) \times 10^{-4}$ and $(0.21, 0.0004) \times 10^{-4}$ for the projected luminosities of 3.0 ab^{-1} , 12.0 ab^{-1} and 30 ab^{-1} respectively at 2.5σ C.L.

CRediT authorship contribution statement

Apurba Tiwari: Software, Data Analysis, Writing – Reviewing and Editing; **Sudhir Kumar Gupta:** Conceptualization, Methodology, Supervision, Validation, Writing – Reviewing and Editing.

Declaration of competing interest

The authors declare that they have no known competing financial interests or personal relationships that could have appeared to influence the work reported in this paper.

Data availability

Data will be made available on request.

Acknowledgements

This work was supported in part by University Grant Commission under a Start-Up Grant no. F30-377/2017 (BSR). We thank Surabhi Gupta for some valuable discussion. We acknowledge the use of computing facility at the general computing lab of Aligarh Muslim University during the initial phase of the work.

References

- [1] S.F. Novaes, arXiv:hep-ph/0001283 [hep-ph].
- [2] Y. Grossman, Y. Nir, R. Rattazzi, Adv. Ser. Dir. High Energy Phys. 15 (1998) 755–794, https://doi.org/10.1142/9789812812667_0011, arXiv:hep-ph/9701231 [hep-ph].
- [3] F.W. Stecker, arXiv:hep-ph/0207323 [hep-ph].
- [4] S. Davidson, E. Nardi, Y. Nir, Phys. Rep. 466 (2008) 105–177, <https://doi.org/10.1016/j.physrep.2008.06.002>, arXiv:0802.2962 [hep-ph].
- [5] J.M. Cline, arXiv:hep-ph/0609145 [hep-ph].

- [6] V. Sahni, Lect. Notes Phys. 653 (2004) 141–180, <https://doi.org/10.1007/b99562>, arXiv:astro-ph/0403324 [astro-ph].
- [7] A.V. Minkevich, Acta Phys. Pol. B 40 (2009) 229–239, arXiv:0808.0239 [gr-qc].
- [8] F. Jegerlehner, arXiv:1305.6652 [hep-ph].
- [9] M. Gronau, Nucl. Instrum. Methods A 384 (1996) 1–7, [https://doi.org/10.1016/S0168-9002\(96\)00909-6](https://doi.org/10.1016/S0168-9002(96)00909-6), arXiv:hep-ph/9609430 [hep-ph].
- [10] J. Maestre, C. Torregrosa, K. Kershaw, C. Bracco, T. Coiffet, M. Ferrari, R.F. Ximenes, S. Gilardoni, D. Grenier, A. Lechner, et al., J. Instrum. 16 (11) (2021) P11019, <https://doi.org/10.1088/1748-0221/16/11/P11019>, arXiv:2110.08783 [physics.acc-ph].
- [11] E. Boos, V. Bunichev, L. Dudko, M. Perfilov, Int. J. Mod. Phys. A 32 (02n03) (2016) 1750008, <https://doi.org/10.1142/S0217751X17500087>, arXiv:1607.00505 [hep-ph].
- [12] S. Groot, J.G. Korner, Phys. Rev. D 80 (2009) 034001, <https://doi.org/10.1103/PhysRevD.80.034001>, arXiv:0811.2728 [hep-ph].
- [13] S.K. Gupta, A.S. Mete, G. Valencia, Phys. Rev. D 80 (2009) 034013, <https://doi.org/10.1103/PhysRevD.80.034013>, arXiv:0905.1074 [hep-ph].
- [14] T. Han, Y. Li, Phys. Lett. B 683 (2010) 278–281, <https://doi.org/10.1016/j.physletb.2009.12.047>, arXiv:0911.2933 [hep-ph].
- [15] S.K. Gupta, G. Valencia, Phys. Rev. D 81 (2010) 034013, <https://doi.org/10.1103/PhysRevD.81.034013>, arXiv:0912.0707 [hep-ph].
- [16] A. Hayreter, G. Valencia, Phys. Rev. D 88 (2013) 034033, <https://doi.org/10.1103/PhysRevD.88.034033>, arXiv:1304.6976 [hep-ph].
- [17] A. Hayreter, G. Valencia, J. High Energy Phys. 07 (2015) 174, [https://doi.org/10.1007/JHEP07\(2015\)174](https://doi.org/10.1007/JHEP07(2015)174), arXiv:1505.02176 [hep-ph].
- [18] A. Hayreter, G. Valencia, Phys. Rev. D 93 (1) (2016) 014020, <https://doi.org/10.1103/PhysRevD.93.014020>, arXiv:1511.01464 [hep-ph].
- [19] A. Tiwari, S. Kumar Gupta, Adv. High Energy Phys. 2021 (2021) 6676930, <https://doi.org/10.1155/2021/6676930>, arXiv:1903.05365 [hep-ph].
- [20] G. Aad, et al., ATLAS, J. High Energy Phys. 06 (2012) 088, [https://doi.org/10.1007/JHEP06\(2012\)088](https://doi.org/10.1007/JHEP06(2012)088), arXiv:1205.2484 [hep-ex].
- [21] S. Chatrchyan, et al., CMS, J. High Energy Phys. 10 (2013) 167, [https://doi.org/10.1007/JHEP10\(2013\)167](https://doi.org/10.1007/JHEP10(2013)167), arXiv:1308.3879 [hep-ex].
- [22] V. Khachatryan, et al., CMS, J. High Energy Phys. 01 (2015) 053, [https://doi.org/10.1007/JHEP01\(2015\)053](https://doi.org/10.1007/JHEP01(2015)053), arXiv:1410.1154 [hep-ex].
- [23] G. Aad, et al., ATLAS, J. High Energy Phys. 04 (2016) 023, [https://doi.org/10.1007/JHEP04\(2016\)023](https://doi.org/10.1007/JHEP04(2016)023), arXiv:1510.03764 [hep-ex].
- [24] S.D. Rindani, P. Sharma, A.W. Thomas, J. High Energy Phys. 10 (2015) 180, [https://doi.org/10.1007/JHEP10\(2015\)180](https://doi.org/10.1007/JHEP10(2015)180), arXiv:1507.08385 [hep-ph].
- [25] J.A. Aguilar-Saavedra, J. Carvalho, N.F. Castro, F. Veloso, A. Onofre, Eur. Phys. J. C 50 (2007) 519–533, <https://doi.org/10.1140/epjc/s10052-007-0289-4>, arXiv:hep-ph/0605190 [hep-ph].
- [26] R. Romero Aguilar, A.O. Bouzas, F. Larios, Phys. Rev. D 92 (11) (2015) 114009, <https://doi.org/10.1103/PhysRevD.92.114009>, arXiv:1509.06431 [hep-ph].
- [27] S. Alioli, V. Cirigliano, W. Dekens, J. de Vries, E. Mereghetti, J. High Energy Phys. 05 (2017) 086, [https://doi.org/10.1007/JHEP05\(2017\)086](https://doi.org/10.1007/JHEP05(2017)086), arXiv:1703.04751 [hep-ph].
- [28] S. Dutta, A. Goyal, M. Kumar, B. Mellado, Eur. Phys. J. C 75 (12) (2015) 577, <https://doi.org/10.1140/epjc/s10052-015-3776-z>, arXiv:1307.1688 [hep-ph].
- [29] A. Jueid, Phys. Rev. D 98 (5) (2018) 053006, <https://doi.org/10.1103/PhysRevD.98.053006>, arXiv:1805.07763 [hep-ph].
- [30] M. Mohammadi Najafabadi, J. High Energy Phys. 03 (2008) 024, <https://doi.org/10.1088/1126-6708/2008/03/024>, arXiv:0801.1939 [hep-ph].
- [31] J.A. Aguilar-Saavedra, Nucl. Phys. B 804 (2008) 160–192, <https://doi.org/10.1016/j.nuclphysb.2008.06.013>, arXiv:0803.3810 [hep-ph].
- [32] V.M. Abazov, et al., D0, Phys. Rev. Lett. 102 (2009) 092002, <https://doi.org/10.1103/PhysRevLett.102.092002>, arXiv:0901.0151 [hep-ex].
- [33] Q.H. Cao, B. Yan, J.H. Yu, C. Zhang, Chin. Phys. C 41 (6) (2017) 063101, <https://doi.org/10.1088/1674-1137/41/6/063101>, arXiv:1504.03785 [hep-ph].
- [34] V. Cirigliano, W. Dekens, J. de Vries, E. Mereghetti, Phys. Rev. D 94 (1) (2016) 016002, <https://doi.org/10.1103/PhysRevD.94.016002>, arXiv:1603.03049 [hep-ph].

- [35] V. Cirigliano, W. Dekens, J. de Vries, E. Mereghetti, Phys. Rev. D 94 (3) (2016) 034031, <https://doi.org/10.1103/PhysRevD.94.034031>, arXiv:1605.04311 [hep-ph].
- [36] J.L. Birman, F. Déliot, M.C.N. Fiolhais, A. Onofre, C.M. Pease, Phys. Rev. D 93 (11) (2016) 113021, <https://doi.org/10.1103/PhysRevD.93.113021>, arXiv:1605.02679 [hep-ph].
- [37] C. Bernardo, N.F. Castro, M.C.N. Fiolhais, H. Gonçalves, A.G.C. Guerra, M. Oliveira, A. Onofre, Phys. Rev. D 90 (11) (2014) 113007, <https://doi.org/10.1103/PhysRevD.90.113007>, arXiv:1408.7063 [hep-ph].
- [38] F. Déliot, R. Faria, M.C.N. Fiolhais, P. Lagarelhos, A. Onofre, C.M. Pease, A. Vasconcelos, Phys. Rev. D 97 (1) (2018) 013007, <https://doi.org/10.1103/PhysRevD.97.013007>, arXiv:1711.04847 [hep-ph].
- [39] J.A. Aguilar-Saavedra, N.F. Castro, A. Onofre, Phys. Rev. D 83 (2011) 117301, <https://doi.org/10.1103/PhysRevD.83.117301>, arXiv:1105.0117 [hep-ph].
- [40] F. del Aguila, J.A. Aguilar-Saavedra, Phys. Rev. D 67 (2003) 014009, <https://doi.org/10.1103/PhysRevD.67.014009>, arXiv:hep-ph/0208171 [hep-ph].
- [41] N.D. Christensen, C. Duhr, Comput. Phys. Commun. 180 (2009) 1614–1641, <https://doi.org/10.1016/j.cpc.2009.02.018>, arXiv:0806.4194 [hep-ph];
A. Alloul, N.D. Christensen, C. Degrande, C. Duhr, B. Fuks, Comput. Phys. Commun. 185 (2014) 2250–2300, <https://doi.org/10.1016/j.cpc.2014.04.012>, arXiv:1310.1921 [hep-ph].
- [42] R. Mertig, M. Bohm, A. Denner, Comput. Phys. Commun. 64 (1991) 345–359, [https://doi.org/10.1016/0010-4655\(91\)90130-D](https://doi.org/10.1016/0010-4655(91)90130-D);
V. Shtabovenko, R. Mertig, F. Orellana, Comput. Phys. Commun. 207 (2016) 432–444, <https://doi.org/10.1016/j.cpc.2016.06.008>, arXiv:1601.01167 [hep-ph];
V. Shtabovenko, R. Mertig, F. Orellana, Comput. Phys. Commun. 256 (2020) 107478, <https://doi.org/10.1016/j.cpc.2020.107478>, arXiv:2001.04407 [hep-ph].
- [43] P. Agrawal, S. Mitra, A. Shivaji, J. High Energy Phys. 12 (2013) 077, [https://doi.org/10.1007/JHEP12\(2013\)077](https://doi.org/10.1007/JHEP12(2013)077), arXiv:1211.4362 [hep-ph].
- [44] J. Alwall, M. Herquet, F. Maltoni, O. Mattelaer, T. Stelzer, J. High Energy Phys. 06 (2011) 128, [https://doi.org/10.1007/JHEP06\(2011\)128](https://doi.org/10.1007/JHEP06(2011)128), arXiv:1106.0522 [hep-ph].
- [45] J. Campbell, T. Neumann, J. High Energy Phys. 12 (2019) 034, [https://doi.org/10.1007/JHEP12\(2019\)034](https://doi.org/10.1007/JHEP12(2019)034), arXiv:1909.09117 [hep-ph];
J.M. Campbell, R.K. Ellis, W.T. Giele, Eur. Phys. J. C 75 (6) (2015) 246, <https://doi.org/10.1140/epjc/s10052-015-3461-2>, arXiv:1503.06182 [physics.comp-ph].
- [46] F. Déliot, M.C.N. Fiolhais, A. Onofre, Mod. Phys. Lett. A 34 (18) (2019) 1950142, <https://doi.org/10.1142/S0217732319501426>, arXiv:1811.02492 [hep-ph].