

Constraints on cosmic-ray boosted dark matter in CDEX-10*

Zhan-Hong Lei(雷展宏)[†] Jian Tang(唐健)[‡] Bing-Long Zhang(张炳隆)[§]

School of Physics, Sun Yat-Sen University, Guangzhou 510275, China

Abstract: Dark matter (DM) direct detection experiments have been setting strong limits on the DM–nucleon scattering cross section at the DM mass above a few GeV, but leave large parameter spaces unexplored in the low mass region. DM is likely to be scattered and boosted by relativistic cosmic rays in the expanding universe if it can generate nuclear recoils in direct detection experiments to offer observable signals. Since low energy threshold detectors using Germanium have provided good constraints on ordinary halo GeV-scale DM, it is necessary to re-analyze 102.8 kg×day data in the CDEX-10 experiment assuming that DM is boosted by cosmic rays. For the DM mass range $1 \text{ keV} < m_\chi < 1 \text{ MeV}$ and the effective distance within 1 kpc, we reach an almost flat floor limit at $8.32 \times 10^{-30} \text{ cm}^2$ for the spin-independent DM–nucleon scattering cross section, at a 90% confidence level. The CDEX-10 result is able to close the gap unambiguously in the parameter space between the MiniBooNE and XENON1T constraints, which were partially hindered by the Earth attenuation effect. We also quantitatively calculate the expected neutrino floor on searching for CRBDM in future direct detection experiments using Germanium.

Keywords: dark matter, neutrino floor, cosmic ray

DOI: 10.1088/1674-1137/ac68da

I. INTRODUCTION

Compelling astrophysical and cosmological evidence points to the existence of dark matter (DM) [1, 2], yet very little is known about particle nature of DM. If DM particles could annihilate or decay into standard model particles, then observations of gamma rays, antiprotons and positrons in cosmic ray telescopes and neutrinos in related detectors will provide clues for DM properties and indirectly even for its origin [3–6]. In addition, several decades have been spent searching for DM directly with low-background detectors in deep underground laboratories on Earth that seek to turn DM–nucleus or DM–electron recoiled energy into light, heat and ionization signals. DM direct detection experiments intend to distinguish nuclear recoils (NRs) and electronic recoils (ERs) with noble gas liquid detectors such as PandaX [7], Xenon1T [8] and LUX [9] using liquid Xenon, DEAP-3600 [10] and DarkSide [11] using liquid Argon, while a few complementary experiments with crystals register DM energy deposits only, such as CoGeNT [12] and CDEX [13] using Germanium. Rapid progress has been made,

but we are confronted more often than not with null results. As a result, stringent exclusion limits have been placed in the plane of the DM mass m_χ and the DM coupling strength $\sigma_{\chi 0}$, given the weakly interacting massive particle (WIMP) as a DM candidate in the standard halo model (SHM) [14, 15].

In the high DM mass region, the neutrino floor caused by coherent elastic neutrino–nucleus scatterings (CEνNS) is close at hand and leads to intrinsic neutrino backgrounds for the next-generation large scale DM detectors [16–22]. Due to the energy threshold in current detector technology, a relatively large space remains unexplored in the light DM scheme. Tremendous efforts are still underway, aiming at the ultra-low threshold with large-scale detectors to reach better sensitivities. Novel experimental detection strategies and a number of new theoretical ideas to probe low mass DM have been proposed and actively discussed very recently [23], including better detection techniques to overcome the energy-recoil threshold barrier [24, 25], the Migdal effect to observe electrons dissociated from the atom through the nuclear scattering [26–30], and boosted DM from heavy-generation annihil-

Received 7 January 2022; Accepted 21 April 2022; Published online 1 July 2022

* Supported in part by Guangdong Basic and Applied Basic Research Foundation (2019A1515012216), National Undergraduate Innovation and Entrepreneurship Training Program (20201023) and the CAS Center for Excellence in Particle Physics (CCEPP)

[†] E-mail: leizhh3@mail2.sysu.edu.cn

[‡] E-mail: tangjian5@mail.sysu.edu.cn

[§] E-mail: zhangblong@mail2.sysu.edu.cn, Corresponding author



Content from this work may be used under the terms of the Creative Commons Attribution 3.0 licence. Any further distribution of this work must maintain attribution to the author(s) and the title of the work, journal citation and DOI. Article funded by SCOAP³ and published under licence by Chinese Physical Society and the Institute of High Energy Physics of the Chinese Academy of Sciences and the Institute of Modern Physics of the Chinese Academy of Sciences and IOP Publishing Ltd

ations in a multi-component DM model in order to surpass the detector threshold limitation [31]. One of the interesting topics in the exploration of low-mass DM is the cosmic ray boosted DM (CRBDM) mechanism proposed in recent studies [32–38]. In the galaxy, there must be an isotropic and relativistic cosmic-ray stream [39, 40] consisting of protons ($\sim 86\%$), helium nuclei ($\sim 11\%$), some other heavier nuclei and electrons ($\sim 3\%$). DM can generate nuclear recoils in direct detection experiments to offer observable signals. It is likely that DM is scattered and boosted by relativistic cosmic rays in the expanding universe. Several studies have already investigated CRBDM and offered relatively tight constraints on light DM, including the diurnal effect [41], DM–nucleon interactions propagated by various mediators [42–45] and the so-called reverse direct detection method [46]. There are cosmological constraints from Big Bang Nucleosynthesis (BBN) and the DM relic density. Previous studies show that CRBDM with a large enough cross section is expected to achieve thermal equilibrium with SM particles before the BBN epoch and would affect the prediction of BBN. Consequently, the current observation of BBN excludes the DM mass below a few MeV, which still leaves a viable parameter region to be probed [47]. In addition, the DM relic density puts constraints on low mass DM, but this largely depends on model assumptions [48, 49].

As we noticed in previous CRBDM studies, the attenuation effect results in the upper bound of the exclusion region for CRBDM. Both MiniBooNE and XENON1T provide lower bounds on CRBDM, despite the dependence of DM and cosmic ray distribution in the galaxy. The attenuation effect in XENON1T cuts into the exclusion region of CRBDM. Therefore, there exists a gap in the parameter space between MiniBooNE and XENON1T constraints [32]. Compared with other types of detector, Germanium detectors with a lower energy threshold and better energy resolution are an effective means of setting limits on the scattering cross section for GeV-scale DM in the standard WIMP detection. As a consequence, the CDEX experiment, located 2.4 km un-

derground using a point contact high purity germanium detector, might be able to close the gap due to its lower level of backgrounds and lower energy threshold compared to MiniBooNE and XENON1T. Based on the CRBDM mechanism, it must be valuable to re-analyze the 102.8 kg \times day data of the CDEX-10 experiment, and provide constraints on spin-independent DM–nucleon cross section for $m_\chi < 1$ GeV.

This article is organized as follows. In Sec. II, we review the mechanism of CRBDM and derive the theoretical energy recoil spectrum with the Earth attenuation effect taken into account. In Sec. III, we re-analyze the CDEX-10 data in the CRBDM hypothesis. Finally, we summarize and make conclusions in Sec. IV.

II. COSMIC RAY BOOSTED DARK MATTER (CRBDM)

In a CRBDM mechanism, cosmic rays and DM exchange their energy and momentum by the process of collisions, so that the boosted DM would become almost relativistic. Then, boosted DM particles traveling toward the detector on the Earth and scattering off the target nuclei, could generate enough recoil energy to exceed the threshold energy. A schematic diagram to illustrate the acceleration and detection processes is given in Fig. 1. To study a scattering process, we need to know information about the incident particle, the target, and the collision process. The local density of DM near the solar system is $\rho_{\chi 0} \sim 0.4$ GeV/cm³ according to cosmological observations [2]. The velocity distribution of DM in the standard halo model (SHM) [14] approximates to the Maxwell–Boltzmann distribution where the most probable velocity v_0 is about 220 km/s. In the following, we will discuss the CRs and review the collision process between CRs and DM.

A. Boosted DM flux from CRs

CRs might originate from some of the supernova remnants (SNR) in the Galactic Disk [50]. Fermi pointed out

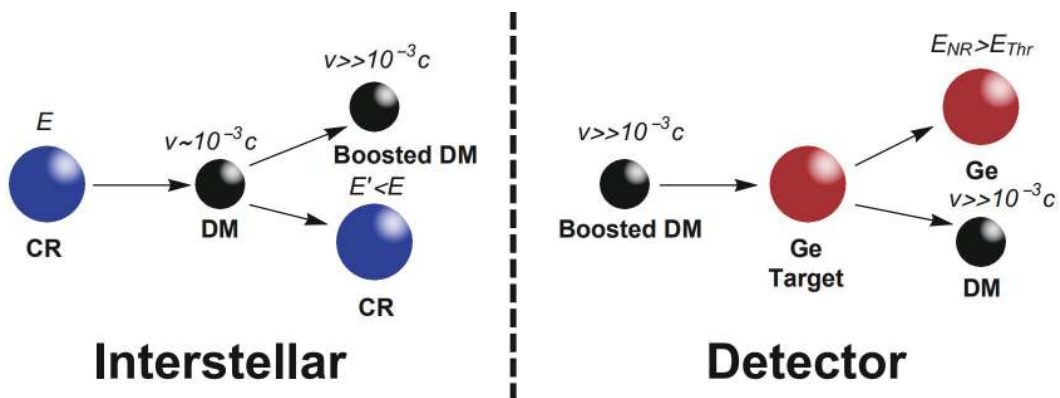


Fig. 1. (color online) Schematic diagram for the acceleration and detection processes in a CRBDM mechanism.

that CRs from SNR bounce constantly between the shock surface and the magnetic field behind the wave surface. To explain the highly isotropic distributions for energetic charged particles, the concept of CR diffusion was proposed, in which the Galactic magnetic field plays an important role [40]. To calculate the differential CR flux, two main components (protons and helium nuclei) are considered and marked with subscript i in the following formula. With the data from PAMELA, the fitting formula for the Local Interstellar Spectra (LIS) of CRs are parameterized [51] as follows:

$$\frac{d\Phi_i}{dR} \times R^{2.7} = \begin{cases} \sum_{j=0}^5 a_j R^j & R \leq 1 \text{ GV}, \\ b + \frac{c}{R} + \frac{d_1}{d_2 + R} + \frac{e_1}{e_2 + R} + \frac{f_1}{f_2 + R} + gR & R > 1 \text{ GV}, \end{cases} \quad (1)$$

where R is the rigidity of each nucleus. For a particle with a proton number Z , the relationship between the rigidity R and the kinetic energy of CR particle T_i is: $\frac{T_i}{R} = Ze$. The differential CR flux obeys a power law with an index ~ -2.7 . As shown in Eq. (1), a, b, c, d, e, f, g are the numerical coefficients [51, 52] and we show the coefficients of the proton and helium nucleus in Table 1. Considering that CRs are isotropic in the interstellar, we integrate the volume to obtain the differential CR flux $\frac{d\Phi_i}{dT_i}$: $\frac{d\Phi_i}{dT_i} = 4\pi \frac{d\Phi_i}{dR} \frac{dR}{dT_i}$. Compared with the relativistic velocity of CRs, DM at a velocity of $\sim 10^{-3} c$ in the SHM can be safely treated as at rest. Considering the collision of DM and CRs, although inelastic scattering occurs due to the high energy of CRs, it only contributes a negligible portion to the DM fluxes boosted by CRs compared to elastic scattering, and the signals of γ rays and neutrinos from inelastic scattering are beyond our topic [53]. Consequently, it is reasonable for us to consider only the elastic scattering process. With the assumption that the collision is elastic and isotropic, we relate the kinetic energy of DM at T_χ to that of CRs at T_i by energy and momentum conservation in the

following:

$$T_\chi = \frac{T_i^2 + 2m_i T_i}{T_i + \frac{(m_i + m_\chi)^2}{2m_\chi}} \frac{1 + \cos\theta}{2}, \quad (2)$$

where θ is the scattering angle in the center of momentum frame, and m_i is the mass for CR particle i . According to Eq. (2), T_χ tends to decrease and is proportional to m_χ if $m_\chi \ll m_i$, while DM would gain more energy if m_χ is close to m_i . DM gets the maximal kinetic energy $T_\chi^{\max}(T_i)$ when the CR direction is completely reverted after such a collision ($\theta = 0$). The minimum energy of the incident particle $T_i^{\min}(T_\chi)$ is given in Eq. (3):

$$T_i^{\min}(T_\chi) = \left(\frac{T_\chi}{2} - m_i \right) \left[1 \pm \sqrt{1 + \frac{2T_\chi}{m_\chi} \frac{(m_i + m_\chi)^2}{(2m_i - T_\chi)^2}} \right]. \quad (3)$$

Note that the signs $+/-$ apply to the cases with $T_\chi > 2m_i$ and $T_\chi < 2m_i$ respectively.

When momentum transfer occurs in the scattering process, the internal structure of the nuclei would give an effect. Therefore, the cross section varies with the exchange of momentum described by the form factor G_i : $\sigma_{\chi i} = \sigma_{\chi i}^0 G_i^2(2m_\chi T_\chi)$, where $\sigma_{\chi i}^0$ is the cross section for zero momentum transfer. In a collision process with large momentum transfer, such as the case where DM is boosted by CRs, we adopt the dipole form to describe the effect of nonpoint-like structure of the nucleon. Note that for small momentum transfer, the Helm model is preferred. The dipole form factor for protons and helium is given by [54]:

$$G_i(2m_\chi T_\chi) = \frac{1}{(1 + 2m_\chi T_\chi / \Lambda_i^2)^2}, \quad (4)$$

where Λ_i is inversely proportional to the charge radius, and we set $\Lambda_p = 770$ MeV for the proton and $\Lambda_{\text{He}} = 410$ MeV [55] for the helium nucleus. It is generally believed that the DM couplings to the proton and nucleon are the same, so the cross section can be written as Eq. (5) with a dependence on the mass number A for the incident

Table 1. Parameters of the analytical fits to the proton and He LIS [52].

	a_0	a_1	a_2	a_3	a_4	a_5	b	c
p	94.1	-831	0	16700	-10200	0	10800	8500
He	1.14	0	-118	578	0	-87	3120	-5530
	d_1	d_2	e_1	e_2	f_1	f_2	g	
p	-4230000	3190	274000	17.4	-39400	0.464	0	
He	3370	1.29	134000	88.5	-1170000	861	0.03	

particle i :

$$\sigma_{\chi i}^0 = \sigma_{\chi 0} A^2 \left[\frac{m_i(m_\chi + m_p)}{m_p(m_\chi + m_i)} \right]^2. \quad (5)$$

It is worth mentioning that the factor A^2 in Eq. (5) is 16 for the helium nucleus and 1 for the proton. The helium nucleus and the proton make contributions at the same order of magnitude to the differential flux for DM (helium nuclei account for 10% of CRs).

Based on the above information, we start to calculate the differential flux for boosted DM. Inside a volume dV , the collision rate with energy exchange dT_i for CRs and dT_χ for DM is given by:

$$d\Gamma_{CR \rightarrow \chi} = \sum_i \frac{\rho_\chi}{m_\chi} \times \frac{d\sigma_{\chi i}^0}{dT_\chi} G_i^2(2m_\chi T_\chi) \times \frac{d\Phi_i}{dT_i} dT_i dT_\chi dV, \quad (6)$$

where $\frac{d\Phi_i}{dT_i}$ is the differential flux for CRs. Without a loss of generality, we make an energy-independent assumption here with such a form factor that energy transfer is uniformly distributed as $\frac{d\sigma_{\chi i}^0}{dT_\chi} = \frac{\sigma_{\chi i}^0}{T_\chi^{\max}}$. By integrating the volume and the energy T_i , we obtain the differential flux for the boosted DM in Eq. (7). In addition, the volume integral requires the distribution of DM and CRs in the galaxy. Note that the integral needs to be divided by the factor $4\pi d^2$ to obtain the DM flux boosted by CRs, where d is the distance between the collision point and the Earth. We introduce the effective distance D_{eff} to represent the volume integral, into which we put the results of different assumptions on the CR spatial distribution. The CR spatial distribution is considered a homogeneous and spherical distribution as given in reference [33] and results in $D_{\text{eff}} = 1$ kpc conservatively. Other researchers assume that CRs are uniformly distributed in a cylindrical distribution with a radius $R = 10$ kpc and a half-height $h = 1$ kpc [34, 35], which results in $D_{\text{eff}} = 3.7$ kpc. Also, the CR distribution can be simulated with the GALPROP code [41]. Therefore, the CR distribution is worth further investigation in future work. We now take two benchmark examples of D_{eff} for analysis:

$$\begin{aligned} \frac{d\Phi_\chi}{dT_\chi} &= \sum_i \int \frac{d\Omega}{4\pi} \int dl \int_{T_i^{\min}}^{\infty} \frac{\rho_\chi}{m_\chi} \frac{d\sigma_{\chi i}^0}{dT_\chi} G_i^2(2m_\chi T_\chi) \frac{d\Phi_i}{dT_i} dT_i \\ &= D_{\text{eff}} \frac{\rho_{\chi 0}}{m_\chi} \sum_i \sigma_{\chi i} \int_{T_i^{\min}}^{\infty} \frac{1}{T_\chi^{\max}(T_i)} \frac{d\Phi_i}{dT_i} dT_i, \end{aligned} \quad (7)$$

where T_i^{\min} and $T_\chi^{\max}(T_i)$ are given in Eq. (3) and Eq. (2) with $\theta = 0$. Following uncertainty analyses on the DM

local density and the DM spatial distribution [35], we take 50% uncertainty for analysis. To further study the boosted DM, we can make a comparison between the boosted DM flux induced by CRs and the DM flux under the SHM in the same reference frame:

$$\frac{d\Phi_\chi^{\text{SHM}}}{dT_\chi} = \frac{\rho_{\chi 0}}{m_\chi} v f(v) \frac{dv}{dT_\chi} = \rho_{\chi 0} m_\chi f(v) \frac{1}{(T_\chi + m_\chi)^3}, \quad (8)$$

where $f(v)$ is the Maxwellian velocity distribution with the most probable velocity at $v_0 = 220$ km/s and the galactic escape velocity at $v_{\text{escape}} = 540$ km/s [56]. Here the velocity distribution in SHM is taken as follows:

$$f(v) = \frac{1}{k} 4\pi v^2 e^{-v^2/v_0^2} \Theta(v - v_{\text{escape}}), \quad (9)$$

where k is the normalization factor. The numerical results for the CRBDM fluxes are compared and shown in Fig. 2. As the DM density in space is fixed, the smaller DM mass results in a larger number density of DM. Compared with the DM flux under the SHM hypothesis, the flux intensity boosted by CRs is a small portion of the total flux. Only a small portion of CRs lose energy, so that the CRBDM mechanism can survive in the current constraints from astrophysical experiments. This provides a clue for reverse direct detection of DM [46].

B. Attenuation

As DM particles could collide with ordinary matter, the DM flux from space to the detector would be blocked by the atmosphere and the rock, which causes energy loss or de-acceleration for the DM. We estimate the mean free path for DM as $\lambda = 1/\sigma_{\chi N} n_N$ where $\sigma_{\chi N}$ stands for the

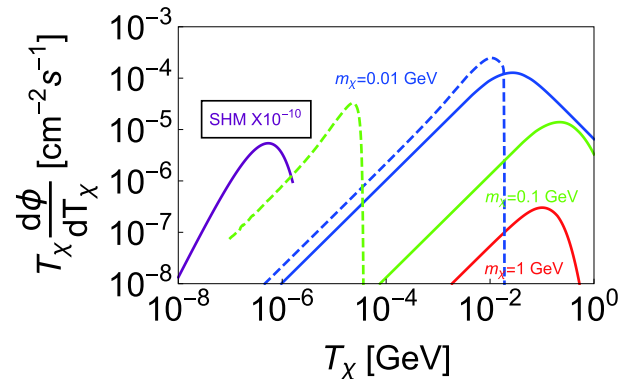


Fig. 2. (color online) Fluxes of CRBDM. Solid lines show the flux with DM mass $m_\chi = 0.01$ GeV (blue), $m_\chi = 0.1$ GeV (green) and $m_\chi = 1$ GeV (red), assuming $\sigma_{\chi 0} = 10^{-28}$ cm² and $D_{\text{eff}} = 1$ kpc. The purple solid line is the DM flux with $m_\chi = 1$ GeV for SHM normalized by 10^{-10} . Dashed lines represent fluxes of CRBDM with the Earth attenuation effect taken into account.

DM–nucleus scattering cross section. Taking as parameters the mean mass number $\bar{A} = 20$, the mean density $\rho_{\text{crust}} = 2.7 \text{ g/cm}^3$ [57] and the cross section $\sigma_{\chi 0} = 10^{-30} \text{ cm}^2$, we get the mean free path: $\lambda \sim 0.1 \text{ km}$. In order to suppress backgrounds from cosmic rays, direct detection experiments are usually located deep underground. For example, China Jinping Underground Laboratory that hosts the CDEX experiment has a rock overburden of $z \sim 2.4 \text{ km}$. Next we establish a model to analyze the Earth attenuation effect and adopt the ballistic trajectory approximation.

Under the assumption of energy independence, $\frac{d\sigma_{\chi N}}{dT_r} = \frac{\sigma_{\chi N}}{T_r^{\text{max}}}$, we obtain the energy loss for DM crossing the crust:

$$\frac{dT_\chi}{dz} = -\sum_N n_N \int_0^{T_r^{\text{max}}} \frac{d\sigma_{\chi N}}{dT_r} T_r dT_r = -\frac{1}{2} \sum_N n_N \sigma_{\chi N} T_r^{\text{max}}, \quad (10)$$

where T_r^{max} is the maximal recoil energy between the DM particle and the nucleus N . Here the form T_r^{max} is similar to Eq. (2) with $\theta = 0$ by a replacement of $m_\chi \rightarrow m_N$ and $m_i \rightarrow m_\chi$. We have to solve the differential equation in Eq. (10) to establish the relationship between DM energy in the space and detector: $T_\chi^z = T_\chi^z(T_\chi^0)$. However, recent studies [58, 59] involve the form factor in the energy loss calculations and make necessary modifications on Eq. (10), which leads to a different constraint on the parameter space of DM. In the following section, we will make a comparison of these effects in the exclusion plots. After that, we obtain the attenuated DM flux spectrum as follows:

$$\frac{d\Phi_\chi}{dT_\chi^z} = \frac{d\Phi_\chi}{dT_\chi^0} \frac{dT_\chi^0}{dT_\chi^z}. \quad (11)$$

Adopting the nuclear composition of the Earth's crust given in reference [57] and the crust thickness as 2400 m, we present the DM flux with and without the Earth attenuation effect in Fig. 2. The comparison of different line colors shows us the interesting features associated with the DM mass, while the dashed/solid lines highlight the cases with/without the attenuation effect, respectively. Under the same assumption for the cosmic ray acceleration mechanism, we see the low mass DM gets boosted into the higher flux intensity region. However, the high mass DM tends to be bounced towards the low kinetic energy region by rock as the Earth attenuation effect is taken into account. If such a bounce on Earth for CRBDM is too strong, the DM particle might not be able to reach the detector. The energy loss of DM particles crossing the crust depends on the maximal recoil energy,

which also depends on the DM mass. As a result, lighter DM will lead to less recoil energy of particles in the crust and suffer less from attenuation. It is noted that the total number of DM should be normalized in two scenarios related to the Earth attenuation in order to verify the correctness in numerical calculations. Therefore, one cannot neglect the attenuation effect in sensitivity studies. As shown in the following section, we will see the ceiling limit caused by the Earth attenuation effect in re-analyzing experimental data.

C. Recoil spectrum

To obtain the recoil spectrum from CRBDM, we focus on the elastic and isotropic collision of DM and the target particle in the detector. Neglecting energy dependence, we get the recoil spectrum by integrating the kinetic energy of DM particle dT_χ :

$$\frac{dR}{dE_R} = \frac{1}{m_N} \int_{T_\chi^{\text{min}}}^{\infty} \frac{\sigma_{\chi N}}{E_R^{\text{max}}} \frac{d\Phi_\chi}{dT_\chi^z} dT_\chi^z, \quad (12)$$

where T_χ^z and $\frac{d\Phi_\chi}{dT_\chi^z} = \frac{dT_\chi}{dT_\chi^z} \frac{d\Phi_\chi}{dT_\chi}$ are the kinetic energy of DM and the DM flux in the detector with depth of z , respectively. Here $\sigma_{\chi N}$ is given by $\sigma_{\chi N} = \sigma_{\chi N}^0 F^2(E_R)$, where $F(E_R)$ is the form factor [15]. Since the momentum transfer is small in the process of DM–nucleus scattering, we adopt the Helm model which describes the nucleon distribution of the target nucleus with two parameters: the effective nuclear radius and the surface thickness [60, 61]. We follow a similar expression to Eq. (3) and Eq. (2) with $\theta = 0$ to calculate T_χ^{min} and E_R^{max} . For scintillation and ionization detectors calibrated with γ sources, the observable nuclear recoil energy E_v differs from the true recoil energy E_R : $E_v = f_n(E_R)E_R = F(E_R)$, where f_n is called the quenching factor and is a function of E_R calculated by the TRIM software package [62–64]. $F(E_R)$ is more convenient for the derivation. Furthermore, because of finite detector energy resolution and electronic noise, recoils at energy E'_R would be observed as a Gaussian distribution. Consequently, we obtain the modified recoil spectrum:

$$\begin{aligned} \frac{dR}{dE'_v} &= \frac{1}{\sqrt{2\pi}} \int \frac{1}{\Delta E_v} \frac{dR}{dE_R} \frac{dE_R}{dE_v} \exp\left[-\frac{(E'_v - E_v)^2}{2\Delta E_v^2}\right] dE_v \\ &= \frac{1}{\sqrt{2\pi}} \int \frac{1}{\Delta E_v} \frac{dR}{dE_R} \frac{1}{dF/dE_R} [F^{-1}(E'_v)] dE_v, \end{aligned} \quad (13)$$

where ΔE_v is the energy resolution. As a demonstration, Fig. 3 shows the energy recoil spectrum from CDEX-10 data, and the predicted recoil spectrum for DM with $m_\chi = 1 \text{ MeV}$ and $\sigma_{\chi 0}$. Note that the quenching factor and the energy resolution are included in the calculation of

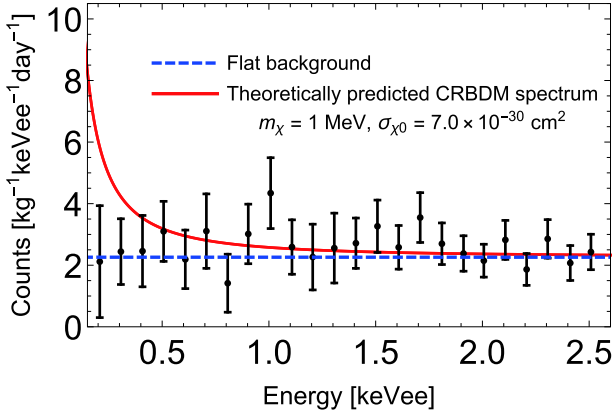


Fig. 3. (color online) Measured energy recoil spectrum in CDEX-10 as black data points plus error bars [13]; flat background assumption as blue dashed line; predicted CRBDM recoil spectrum as red solid line for $m_\chi = 1$ MeV and $\sigma_{\chi 0} = 7 \times 10^{-30}$ cm². Here "eVee" represents electron equivalent energy derived from a charge calibration.

theoretical predictions. The effect of the detector efficiency has been included in the experimental data so that we can directly compare the experimental data with the theoretical expectation from Eq. (13) [65].

D. Neutrino floor

Future DM direct detection experiments will encounter an irreducible background from solar, atmospheric and diffusive supernovae neutrinos through the CE ν NS process [16, 18, 22, 66], which will hinder our searches for CRBDM. Whether DM direct detection experiments will see neutrino events, and how to evaluate the impact of neutrino backgrounds on DM detection, are questions of statistics. The neutrino floor is defined as the discovery limit: when the true DM model lies above the limit, a given experiment has a 90% probability of obtaining more than 3σ DM signals.

CE ν NS [67] is the dominant channel of neutrino background due to the coherent enhancement. The differential cross section of the neutrino–nucleus scattering is given by:

$$\frac{d\sigma(E_\nu, E_r)}{dE_r} = \frac{G_f^2}{4\pi} Q_w^2 m_N \left(1 - \frac{m_N E_r}{2E_\nu^2}\right) F^2(E_r), \quad (14)$$

where $Q_w = N - (1 - 4\sin^2\theta_w)Z$ is the weak charge, θ_w is the weak mixing angle, and $F(E_r)$ is the Helm form factor. By analogy with Eq. (12), one can obtain the CE ν NS event rates in a DM detector. Then we construct a likelihood function $\mathcal{L}(\sigma_{\chi 0}, \vec{\phi})$ based on the Monte Carlo data, where $\vec{\phi}$ stands for nuisance parameters including uncertainties of different neutrino sources. In order to obtain the discovery limit, we take the background-only case as the null hypothesis H_0 and the alternative hypo-

thesis H_1 includes both DM signals and backgrounds. Thus, the test statistic q_0 can be written as following:

$$q_0 = \begin{cases} -2 \ln \frac{\mathcal{L}(\sigma_{\chi 0} = 0, \hat{\vec{\phi}})}{\mathcal{L}(\hat{\sigma}_{\chi 0}, \hat{\vec{\phi}})} & \hat{\sigma}_{\chi 0} > 0 \\ 0 & \hat{\sigma}_{\chi 0} < 0 \end{cases}, \quad (15)$$

where $\hat{\vec{\phi}}$ is the value of $\vec{\phi}$ which maximizes \mathcal{L} for H_0 , while $\hat{\sigma}_{\chi 0}$ and $\hat{\vec{\phi}}$ globally maximize \mathcal{L} for H_1 . Because q_0 asymptotically follows a χ^2 distribution with one degree of freedom, according to Wilk's theorem, a 3σ statistical significance means the test statistics of an observation q_{obs} must be larger or equal to 9. Finally, we carry out Monte Carlo experiments 500 times with the same m_χ and $\sigma_{\chi 0}$ and apply the statistical principle to obtain the neutrino floor.

III. CONSTRAINTS WITH CDEX-10 DATA

The CDEX-10 experiment located at China Jinping Underground Laboratory (CJPL) with about 2400 m of rock overburden makes use of p -type point contact Germanium (pPCGe) to reconstruct the ionization signals generated by collisions between DM and target particles [68]. With an energy threshold as low as 160 eVee, CDEX-10 improves limits on $\sigma_{\chi 0}$ down to m_χ of 2 GeV. To obtain the constraints, we adopt the minimum- χ^2 analysis as the statistical method. Considering that high energy γ -rays from ambient radioactivity produce flat electron-recoil backgrounds at low energy [63, 69], two free and positive parameters $\sigma_{\chi 0}$ and b , which characterize the flat backgrounds and the spin-independent DM–nucleon scattering cross section $\sigma_{\chi 0}$, are used to construct the statistical measure:

$$\chi^2(\sigma, b; \rho) \equiv \sum_k \frac{(S_k^{\text{Th}}(\sigma; \rho) + b - S_k^{\text{Ex}})^2}{\sigma_k^2} + \frac{(\rho - \hat{\rho})^2}{(\sigma_\rho)^2},$$

$$\chi^2(\sigma, b) = \min_\rho \chi^2(\sigma, b; \rho), \quad (16)$$

where S_k^{Ex} is the experimental data with the uncertainty σ_k , and S_k^{Th} stands for the theoretical predictions in each bin. Note that we add a pull term accounting for astrophysical uncertainty, where ρ is treated as a nuisance parameter with the central value $\hat{\rho} = 0.4$ GeV/cm³ and uncertainty $\sigma_\rho = 0.2$ GeV/cm³. To assess the exclusion limit, we calculate the probability in the likelihood analysis for background-only data H_b with respect to the null hypothesis $H_0 = H_s + H_b$ where CRBDM is taken into account [70]. We assume that the data in each bin follow a Gaussian distribution when we construct the likelihood

function, and $\Delta\chi^2$ asymptotically follows a χ^2 distribution with two degrees of freedom. The explicit distribution on $\Delta\chi^2$ could be obtained by Monte Carlo, which needs more inputs from the detector response beyond our current study. In a likelihood analysis, the excluded parameter space is obtained by χ^2 as follows:

$$\chi^2(\sigma, b) \geq \chi_{\min}^2 + \Delta\chi^2, \quad (17)$$

where χ_{\min}^2 is the minimum value of χ^2 and $\Delta\chi^2$ is associated with the number of considered parameters. When $\Delta\chi^2$ exceeds 4.61 for two degrees of freedom, we reject the hypothesis H_0 at a 90% confidence level and obtain an exclusion limit in the parameter space. To be conservative, the DM mass and maximally allowed cross section that satisfy the conditions in Eq. (17) are represented as a point in the parameter space in Fig. 3. Scanning over the interesting low-mass DM range, we then figure out the exclusion limit for the spin-independent cross section as a lower bound. Nevertheless, the Earth attenuation effect will dilute the strong exclusion limit since the bounced CRBDM might not be able to reach the detector threshold. This caveat will offer the upper ceiling limit. The eventual constraints on the DM parameter space will be obtained by a combination of exclusion limits for the lower bound from an analysis of recoil spectrum in the DM direct detection experiment and the upper bound from the Earth attenuation effect.

Following this strategy, we take the CDEX-10 experiment as a demonstration and reanalyze their data to obtain constraints on the DM mass m_χ and the cross section $\sigma_{\chi 0}$ in the CRBDM hypothesis at a 90% C.L. with two benchmark examples: $D_{\text{eff}} = 1$ kpc and $D_{\text{eff}} = 3.7$ kpc as shown in Fig. 4. Compared with the Migdal effect, the

CRBDM framework will reach a much lower mass region but suffers from the Earth attenuation effect. However, cosmological constraints like the cosmic microwave background (CMB) [71] and the gas cloud cooling [72] help to exclude the parameter space above the reach of DM direct detection experiments. For the DM mass range $1 \text{ keV} < m_\chi < 1 \text{ MeV}$ and $D_{\text{eff}} = 1 \text{ kpc}$, we reach an almost flat floor limit at $8.32 \times 10^{-30} \text{ cm}^2$ on the spin-independent DM–nucleon scattering cross section, while this limit turns upwards for $m_\chi > 1 \text{ MeV}$ and converges towards the ceiling limit caused by Earth attenuation. Here, we emphasize that the energy threshold also plays a crucial role for the attenuation effect. The low threshold of the CDEX detector somehow compensates for the sensitivity loss caused by the attenuation, though the CDEX experiment might suffer a stronger attenuation effect due to the thicker overburden. Therefore, the ceiling of the CDEX constraint can be higher than that of the XENON1T constraint. As shown in Fig. 4, the gray region enclosed by solid and dashed black lines stand for the constraints under the ballistic trajectory approximation with and without considering the form factor, respectively. We notice that the constraint without the form factor suppression in the attenuation calculations is more conservative, except for a minor difference around the right endpoint. Next we come to the question of why the form factor helps to extend the ceiling limit. DM particles with higher energies suffer less energy loss when going through the crust due to the form factor suppression. Then more DM particles can reach the underground detector and the attenuation effect is relieved. The current result from CDEX-10 is one order of magnitude better than the neutrino experiment MiniBooNE but not comparable to the XENON1T data. Due to the attenuation, there will be a narrow gap between the excluded paramet-

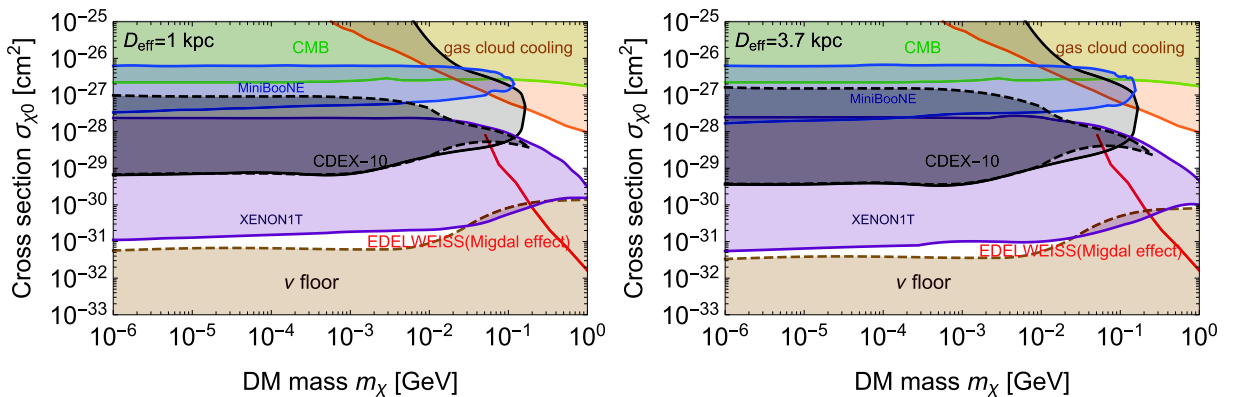


Fig. 4. (color online) Constraints on spin-independent cross section of DM–nucleon interactions from CDEX-10 (gray), XENON1T (purple) and MiniBooNE (blue) [33] in the framework of CRBDM at a 90% C.L. The gray region enclosed by solid and dashed black lines stand for constraint from CDEX-10 under the ballistic trajectory approximation with and without considering the form factor, respectively. As a comparison, we also include the exclusion limit from EDELWEISS [29] based on the Migdal effect (red) and from the CMB [71] (green) as well as gas cloud cooling [72] (orange). The neutrino floor (brown) is obtained with an exposure of 1 ton·year and a recoil energy threshold of 1 keV for the Germanium detector.

er regions from MiniBooNE and XENON1T. Given a larger D_{eff} , the floor limit for each experiment will become stronger, while the ceiling limit induced from Earth attenuation will hardly change. In a word, our analysis is more conservative compared with the previous study. The effective distance can enlarge the excluded regions for MiniBooNE and XENON1T to narrow the gap or even close it. It is then valuable to make a further study on D_{eff} in detail, especially for the uncertain CR spatial distribution. With the current CRBDM hypothesis, the CDEX-10 result can close the gap in a nice manner. This fact highlights the importance of multiple detection technologies and combined analysis to examine the CRBDM mechanism.

Distinct from the ballistic trajectory assumption we take in deriving the attenuation effect, several studies performed a Monte Carlo (MC) simulation on the scattering process in the crust in detail [58, 59, 73–75]. MC simulation is able to calculate the deflection of DM going through the Earth crust, which results in fewer DM particles reaching the underground detector. Thus, compared with the ballistic trajectory approach considering the form factor in the attenuation calculation, the MC simulation provides a slightly more conservative constraint. In addition, in the ballistic approach without considering the form factor, there is a suppression at the higher energy range (~ 0.1 GeV). Due to the suppression, DM can not generate enough recoil energy and be detected when the cross section climbs over the ceiling limit. Since DM with higher energies can go through the crust for form factor suppression, both the MC method and the ballistic approach in this case lead to too many recoil events. Thus, in order to be consistent with experimental results, it is needed to enhance the attenuation effect in terms of a larger DM cross section.

As for a smaller DM cross section, the floor limit suffers less from Earth attenuation compared with the ceiling bound. Therefore, the differences among the floor limits derived from various approaches should be smaller than those between the ceiling limits. However, for a larger cross section or thicker crust leading to a stronger attenuation effect, the differences become larger and more careful treatment is needed to calculate the Earth attenuation. See Appendix A for more details. The data analyses in different experiments based on MC simulation set complementary constraints on the parameter space, and the global floor limit comes down to about $3 \times 10^{-32} \text{ cm}^2$ on the spin-independent DM–nucleon scattering cross section for a DM mass below 0.1 GeV. For the upper bound, the constraint derived from MC simulation can exclude the parameter space between the floor limit and excluded regions from the CMB and gas cloud cooling constraints.

Coherent neutrino–nucleus scatterings will become intrinsic backgrounds of future DM direct detection ex-

periments as soon as they make non-negligible contributions to nuclear recoils in the detector. Compared to the Xenon-based experiment, a Germanium detector can obtain more energy transferred from neutrinos with tiny masses and has a lower energy threshold, which leads to more neutrino backgrounds. Taking neutrino backgrounds into account, we calculate the sensitivity of future germanium detectors on CRBDM with an exposure of about 1 ton-year and an energy threshold as low as 160 eVee in case of CDEX upgrades. The corresponding result for the neutrino floor is shown at the bottom area in Fig. 4. For the DM mass range $1 \text{ keV} < m_\chi < 1 \text{ MeV}$ and $D_{\text{eff}} = 1 \text{ kpc}$, it is found that we reach the neutrino floor at a cross section of about $3 \times 10^{-32} \text{ cm}^2$ in future Germanium-based DM experiments. In other words, a large-scale Germanium-based detector with a lower threshold might observe CEvNS events and simultaneously facilitate the study of astrophysical neutrino physics.

IV. CONCLUSIONS

Given that DM could elastically scatter with target nuclei in detectors, it is straightforward to think of collisions between relativistic cosmic rays and low-speed DM in the galaxy. In this way, CRBDM would become more energetic, taking the recoil energy above the threshold in detectors, especially for DM in the low mass range. Previous studies were conducted to constrain CRBDM for various experiments including MiniBooNE and XENON1T. There exists a gap in the excluded parameter regions between MiniBooNE and XENON1T partially due to the fact that the Earth attenuation effect will dilute the experimental constraints. Such a gap strongly depends on the effective distance determined by CR models, for which we need further investigation of the CR spatial distribution. We have reviewed the theoretical framework for CRBDM, including modified DM fluxes, the Earth attenuation effect from overburden and the energy recoil spectrum for the general detector target nuclei. Taking the CDEX-10 experimental results, we have re-analyzed 102.8 kg×day data to constrain CRBDM, and obtained constraints on the spin-independent DM–nucleon cross section in the low mass range $1 \text{ keV} < m_\chi < 1 \text{ GeV}$, surpassing the detector energy threshold limitation in a classical analysis. The Migdal effect can also constrain light DM but is still not comparable to the CRBDM mechanism. We have found that the CDEX-10 result is able to close the gap unambiguously regardless of the assumed effective distance in the parameter space between MiniBooNE and XENON1T constraints.

For future direct detection experiments, the same strategy to constrain CRBDM could be applied. Note that it is still necessary to include careful treatment of uncertainties from astrophysical and nuclear physics inputs as well as the detector response in order to give more rigorous results on CRBDM. In addition, we also quantitatively

ively provide the neutrino floor on searching for CRBDM in future direct detection experiments using Germanium. Our work should encourage experimental collaborations to press forward with development of the next generation Germanium detectors and joint analysis with other experiments using different detection technologies. Recently, the XENON1T collaboration reported the low-energy ER excess [76]. CRBDM might be able to explain the observed ER excess in the LXe detector [77]. We look forward to further examination by next-generation low-threshold DM direct detection experiments.

ACKNOWLEDGEMENT

We appreciate Dr. Li-Tao Yang for communications and useful discussions. Thanks to Dr. Cheng-Cheng Han and Dr. Sampsa Vihonen for careful reading of the manuscript.

APPENDIX A: ATTENUATION EFFECT FOR FLOOR LIMITS

To explicitly present the differences in calculating the attenuation effect with the ballistic approach and the MC method, we choose three benchmark points located on the

floor limits in Fig. 4 and show the corresponding DM fluxes and recoil spectra as shown in Fig. A1. The simulation code Darkprop is utilized for calculations of the attenuation effect [58]. From the upper plots of Fig. A1, one can see that the fluxes in the MC case have a tail distribution in the higher energy range due to the form factor suppression. As for the smaller cross section or DM mass, the attenuation effect gets weaker so that the differences between the ballistic approach and the MC method eventually diminish. From the lower plots of Fig. A1, we find that the recoil spectrum of the MC method is a bit more conservative than that of the ballistic approach for the longer effective distance with $D_{\text{eff}}=3.7$ kpc. Note that whether the form factor is considered in the ballistic approach or not, the recoil spectra are almost the same. For the closer collision location with $D_{\text{eff}}=1$ kpc and a larger cross section, the spectrum discrepancy increases in a comparison of the MC method and ballistic approach. Consequently, the floor limit would be lifted if the MC method is adopted, while a larger D_{eff} can dilute the relevant modification.

A larger cross section or thicker crust would lead to a stronger attenuation effect. Thus, we strongly advise that a more careful treatment is needed to judge the Earth attenuation effect.

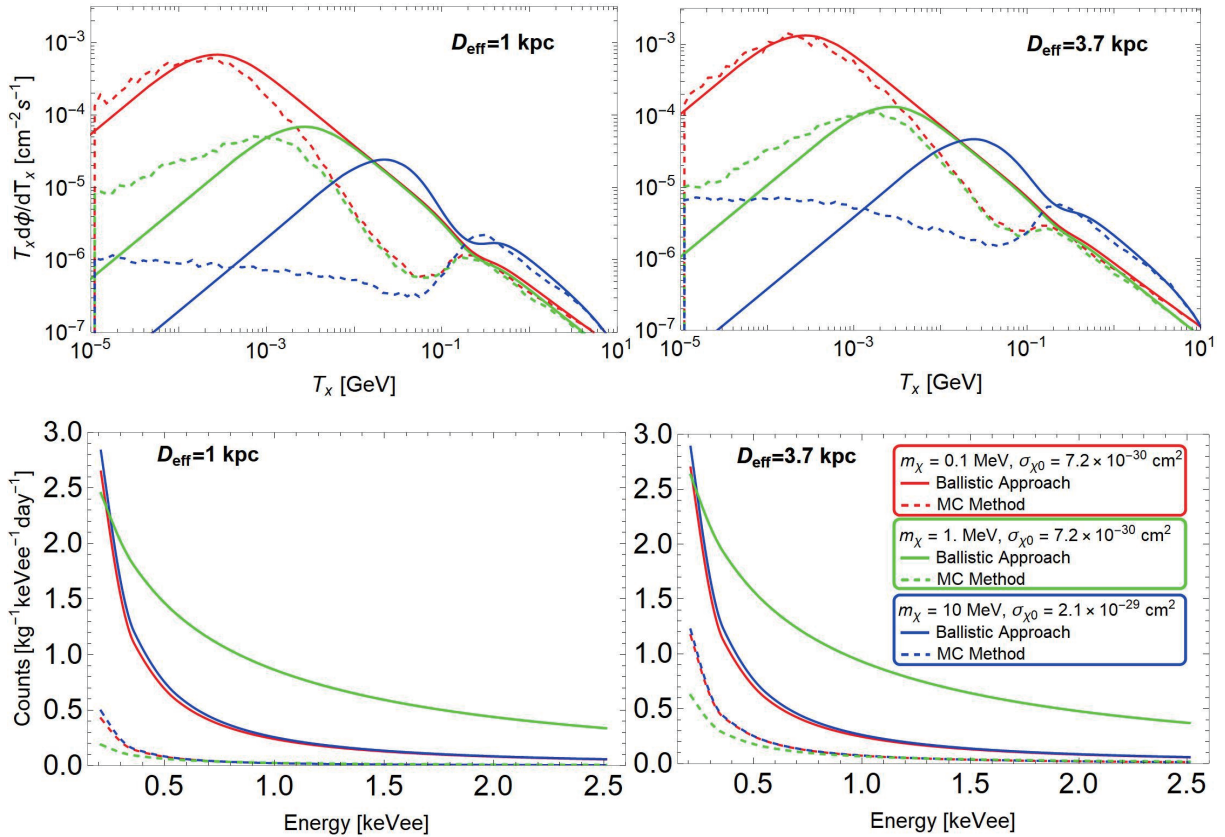


Fig. A1. (color online) CRBDM fluxes and theoretical spectra derived from the ballistic approach (solid line) and the MC method (dashed line). Form factor effects are included here in all panels.

References

- [1] G. Bertone, D. Hooper, and J. Silk, *Phys. Rept.* **405**, 279 (2005), arXiv:[hep-ph/0404175](#)
- [2] P. Ade *et al.* (Planck), *Astron. Astrophys.* **594**, A13 (2016), arXiv:[1502.01589\[astro-ph.CO\]](#)
- [3] M. Cirelli, G. Corcella, A. Hektor *et al.*, *JCAP* **03**, 051 (2011), [Erratum: *JCAP* **10**, E01 (2012)], arXiv: 1012.4515 [hep-ph]
- [4] J. M. Gaskins, *Contemp. Phys.* **57**, 496 (2016), arXiv:[1604.00014\[astro-ph.HE\]](#)
- [5] M. Aguilar *et al.* (AMS), *Phys. Rev. Lett.* **110**, 141102 (2013)
- [6] G. Ambrosi *et al.* (DAMPE), *Nature* **552**, 63 (2017), arXiv:[1711.10981\[astro-ph.HE\]](#)
- [7] X. Cui *et al.* (PandaX-II), *Phys. Rev. Lett.* **119**, 181302 (2017), arXiv:[1708.06917\[astro-ph.CO\]](#)
- [8] E. Aprile *et al.* (XENON), *Phys. Rev. Lett.* **121**, 111302 (2018), arXiv:[1805.12562\[astro-ph.CO\]](#)
- [9] D. Akerib *et al.* (LUX), *Phys. Rev. Lett.* **118**, 021303 (2017), arXiv:[1608.07648\[astro-ph.CO\]](#)
- [10] R. Ajaj *et al.* (DEAP), *Phys. Rev. D* **100**, 022004 (2019), arXiv:[1902.04048\[astro-ph.CO\]](#)
- [11] P. Agnes *et al.* (DarkSide), *Phys. Rev. Lett.* **121**, 081307 (2018), arXiv:[1802.06994\[astro-ph.HE\]](#)
- [12] C. Aalseth *et al.* (CoGeNT), *Phys. Rev. D* **88**, 012002 (2013), arXiv:[1208.5737\[astro-ph.CO\]](#)
- [13] H. Jiang *et al.* (CDEX), *Phys. Rev. Lett.* **120**, 241301 (2018), arXiv:[1802.09016\[hep-ex\]](#)
- [14] K. Freese, J. A. Frieman, and A. Gould, *Phys. Rev. D* **37**, 3388 (1988)
- [15] J. Lewin and P. Smith, *Astropart. Phys.* **6**, 87 (1996)
- [16] L. E. Strigari, *New J. Phys.* **11**, 105011 (2009), arXiv:[0903.3630\[astro-ph.CO\]](#)
- [17] J. H. Davis, *JCAP* **03**, 012 (2015), arXiv:[1412.1475\[hep-ph\]](#)
- [18] J. Billard, L. Strigari, and E. Figueroa-Feliciano, *Phys. Rev. D* **89**, 023524 (2014), arXiv:[1307.5458\[hep-ph\]](#)
- [19] L. E. Strigari, *Phys. Rev. D* **93**, 103534 (2016), arXiv:[1604.00729\[astro-ph.CO\]](#)
- [20] C. A. O'Hare, *Phys. Rev. D* **94**, 063527 (2016), arXiv:[1604.03858\[astro-ph.CO\]](#)
- [21] C. Boehm, D. Cerdeno, P. Machado *et al.*, *JCAP* **01**, 043 (2019), arXiv:[1809.06385\[hep-ph\]](#)
- [22] B. Dutta and L. E. Strigari, *Ann. Rev. Nucl. Part. Sci.* **69**, 137 (2019), arXiv:[1901.08876\[hep-ph\]](#)
- [23] M. Battaglieri *et al.*, in *U.S. Cosmic Visions: New Ideas in Dark Matter* (2017) arXiv: 1707.04591[hep-ph]
- [24] R. Essig, M. Fernandez-Serra, J. Mardon *et al.*, *JHEP* **05**, 046 (2016), arXiv:[1509.01598\[hep-ph\]](#)
- [25] Y. Hochberg, Y. Zhao, and K. M. Zurek, *Phys. Rev. Lett.* **116**, 011301 (2016), arXiv:[1504.07237\[hep-ph\]](#)
- [26] M. Ibe, W. Nakano, Y. Shoji *et al.*, *JHEP* **03**, 194 (2018), arXiv:[1707.07258\[hep-ph\]](#)
- [27] N. F. Bell, J. B. Dent, J. L. Newstead *et al.*, *Phys. Rev. D* **101**, 015012 (2020), arXiv:[1905.00046\[hep-ph\]](#)
- [28] A. Abdelhameed *et al.* (CRESST), *Phys. Rev. D* **100**, 102002 (2019), arXiv:[1904.00498\[astro-ph.CO\]](#)
- [29] E. Armengaud *et al.* (EDELWEISS), *Phys. Rev. D* **99**, 082003 (2019), arXiv:[1901.03588\[astro-ph.GA\]](#)
- [30] Z. Z. Liu *et al.* (CDEX), *Phys. Rev. Lett.* **123**, 161301 (2019), arXiv:[1905.00354\[hep-ex\]](#)
- [31] K. Agashe, Y. Cui, L. Necib *et al.*, *JCAP* **10**, 062 (2014), arXiv:[1405.7370\[hep-ph\]](#)
- [32] W. Yin, *EPJ Web Conf.* **208**, 04003 (2019), arXiv:[1809.08610\[hep-ph\]](#)
- [33] T. Bringmann and M. Pospelov, *Phys. Rev. Lett.* **122**, 171801 (2019), arXiv:[1810.10543\[hep-ph\]](#)
- [34] Y. Ema, F. Sala, and R. Sato, *Phys. Rev. Lett.* **122**, 181802 (2019), arXiv:[1811.00520\[hep-ph\]](#)
- [35] C. Cappiello and J. F. Beacom, *Phys. Rev. D* **100**, 103011 (2019), arXiv:[1906.11283\[hep-ph\]](#)
- [36] J. A. Dror, G. Elor, and R. McGehee, *Phys. Rev. Lett.* **124**, 18 (2020), arXiv:[1905.12635\[hep-ph\]](#)
- [37] J. A. Dror, G. Elor, and R. McGehee, *JHEP* **02**, 134 (2020), arXiv:[1908.10861\[hep-ph\]](#)
- [38] G. Guo, Y.-L. S. Tsai, and M.-R. Wu, *JCAP* **10**, 049 (2020), arXiv:[2004.03161](#)
- [39] Y. Yoon *et al.*, *Astrophys. J.* **728**, 122 (2011), arXiv:[1102.2575\[astro-ph.HE\]](#)
- [40] A. W. Strong, I. V. Moskalenko, and V. S. Ptuskin, *Ann. Rev. Nucl. Part. Sci.* **57**, 285 (2007), arXiv:[astro-ph/0701517](#)
- [41] S.-F. Ge, J. Liu, Q. Yuan, and N. Zhou, *Phys. Rev. Lett.* **126**, 091804 (2021), arXiv:[2005.09480](#)
- [42] K. Bondarenko, A. Boyarsky, T. Bringmann *et al.*, *JHEP* **03**, 118 (2020), arXiv:[1909.08632\[hep-ph\]](#)
- [43] J. B. Dent, B. Dutta, J. L. Newstead *et al.*, *Phys. Rev. D* **101**, 116007 (2020), arXiv:[1907.03782\[hep-ph\]](#)
- [44] W. Wang, L. Wu, J. M. Yang *et al.*, *JHEP* **12**, 072 (2020), [Erratum: *JHEP* **02**, 052 (2021)], arXiv:[1912.09904\[hep-ph\]](#)
- [45] W. Cho, K.-Y. Choi, and S. M. Yoo, *Phys. Rev. D* **102**, 095010 (2020), arXiv:[2007.04555](#)
- [46] C. V. Cappiello, K. C. Ng, and J. F. Beacom, *Phys. Rev. D* **99**, 063004 (2019), arXiv:[1810.07705\[hep-ph\]](#)
- [47] G. Krnjaic and S. D. McDermott, *Phys. Rev. D* **101**, 123022 (2020), arXiv:[1908.00007\[hep-ph\]](#)
- [48] H.-C. Tsai and K.-C. Yang, *Phys. Rev. D* **87**, (2013)
- [49] I. A. Bhat and R. Adhikari, *Phys. Rev. D* **101**, (2020)
- [50] C. Cesarsky, *Ann. Rev. Astron. Astrophys.* **18**, 289 (1980)
- [51] M. Boschini *et al.*, *Astrophys. J.* **840**, 115 (2017), arXiv:[1704.06337\[astro-ph.HE\]](#)
- [52] S. D. Torre, M. Gervasi, D. Grandi *et al.*, (2016), arXiv: 1701.02363 [astro-ph.HE]
- [53] G. Guo, Y.-L. S. Tsai, M.-R. Wu *et al.*, *Phys. Rev. D* **102**, 103004 (2020), arXiv:[2008.12137](#)
- [54] C. Perdrisat, V. Punjabi, and M. Vanderhaeghen, *Prog. Part. Nucl. Phys.* **59**, 694 (2007), arXiv:[hep-ph/0612014](#)
- [55] I. Angeli, *Atom. Data Nucl. Data Tabl.* **87**, 185 (2004)
- [56] M. C. Smith *et al.*, *Mon. Not. Roy. Astron. Soc.* **379**, 755 (2007), arXiv:[astro-ph/0611671](#)
- [57] T. Emken and C. Kouvaris, *Phys. Rev. D* **97**, 115047 (2018), arXiv:[1802.04764\[hep-ph\]](#)
- [58] C. Xia, Y.-H. Xu, and Y.-F. Zhou, *JCAP* **02**, 028 (2022), arXiv:[2111.05559](#)
- [59] X. Cui *et al.* (PandaX-II), *Phys. Rev. Lett.* **128**, 171801 (2022), arXiv:[2112.08957](#)
- [60] S. E. A. Orrigo, L. Alvarez-Ruso, and C. Pena-Garay, *Nucl. and Particle Phys. Proceedings* **273**, 414 (2016)
- [61] R. H. Helm, *Phys. Rev.* **104**, 1466 (1956)
- [62] J. F. Ziegler, *Nucl. Instrum. Meth. B* **219-220**, 1027 (2004)
- [63] Q. Yue *et al.* (CDEX), *Phys. Rev. D* **90**, 091701 (2014), arXiv:[1404.4946\[hep-ex\]](#)
- [64] L.-T. Yang, *Dark Matter Direct Detection Research with CDEX-1B Point-Contact High Purity Germanium Detector*, Ph.D. thesis, Tsinghua University (2017)

- [65] Private communications with the CDEX collaboration.
- [66] C. A. J. O'Hare, *Phys. Rev. Lett.* **127**, 251802 (2021), arXiv:2109.03116[hep-ph]
- [67] D. Z. Freedman, *Phys. Rev. D* **9**, 1389 (1974)
- [68] Y.-C. Wu *et al.*, *Chin. Phys. C* **37**, 086001 (2013), arXiv:1305.0899[physics.ins-det]
- [69] W. Zhao *et al.* (CDEX), *Phys. Rev. D* **93**, 092003 (2016), arXiv:1601.04581[hep-ex]
- [70] P. Zyla *et al.* (Particle Data Group), *PTEP* **2020**, 083C01 (2020)
- [71] W. L. Xu, C. Dvorkin, and A. Chael, *Phys. Rev. D* **97**, 103530 (2018), arXiv:1802.06788[astro-ph.CO]
- [72] A. Bhoonah, J. Bramante, F. Elahi *et al.*, *Phys. Rev. Lett.* **121**, 131101 (2018), arXiv:1806.06857[hep-ph]
- [73] R. Xu *et al.*, (2022), arXiv:2201.01704[hep-ex].
- [74] Z. Z. Liu *et al.* (CDEX), *Phys. Rev. D* **105**, 052005 (2022), arXiv:2111.11243
- [75] M. Andriamirado *et al.* (PROSPECT, (PROSPECT Collaboration)*), *Phys. Rev. D* **104**, 012009 (2021), arXiv:2104.11219[hep-ex]
- [76] E. Aprile *et al.* (XENON), *Phys. Rev. D* **102**, 072004 (2020), arXiv:2006.09721
- [77] Q.-H. Cao, R. Ding, and Q.-F. Xiang, *Chin. Phys. C* **45**, 045002 (2021), arXiv:2006.12767