



Sensitivity of octant of θ_{23} , CP violation and mass hierarchy in $\text{NO}\nu\text{A}$ with multinucleon and detector effects

Paramita Deka  and Kalpana Bora 

*Department of Physics, Gauhati University,
Jalukbari, Guwahati, India*

E-mail: deka.paramita@gmail.com, kalpana@gauhati.ac.in

ABSTRACT: In this work, we investigate how multinucleon enhancement and RPA (Random Phase Approximation) suppression can affect the measurement of three unknown neutrino oscillation parameters — the CP-violating phase δ_{CP} , the octant of the atmospheric mixing angle θ_{23} , and the determination of the mass hierarchy, in the appearance channel of the $\text{NO}\nu\text{A}$ experiment. We include the presence of the detector effect as well in the analysis, which is crucial for capturing realistic experimental scenarios. We also conducted a comparison between the nuclear model Effective Spectral Function (calculated within the RFG model) with and without Transverse Enhancement in terms of sensitivity analysis. It is found that the analysis using our comprehensive model $\text{QE}(+\text{RPA})+2\text{p}2\text{h}$ along with Effective Spectral Function+Transverse Enhancement exhibits significantly enhanced sensitivity compared to the pure QE interaction process, in all the cases. Also, the higher octant of θ_{23} , the lower half plane of δ_{CP} , and the normal mass hierarchy (HO-LHP-NH) exhibit improved sensitivity, enabling a more precise determination of the corresponding parameters. Furthermore, it is also noted that improving the performance of the detector also improves the results. Thus, including multinucleon effects and improving detector efficiency have the potential to enhance the capabilities of the $\text{NO}\nu\text{A}$ (and other long baseline) experiment in conducting precise parameter studies.

KEYWORDS: CP Violation, Hierarchy Problem, Neutrino Interactions, Neutrino Mixing

ARXIV EPRINT: [2308.03702](https://arxiv.org/abs/2308.03702)

Contents

1	Introduction	1
2	The NOνA experiment	4
3	Physics and simulation details	4
4	Results and discussion	6
4.1	Octant sensitivity	7
4.2	CP violation sensitivity	11
4.3	Mass hierarchy sensitivity	12
5	Summary and conclusion	14

1 Introduction

The currently unknown parameters in neutrino oscillations are — the mass hierarchy, the octant of the mixing angle θ_{23} , and the CP violating phase δ_{CP} , and it is widely acknowledged that the presence of degeneracies related to the mass hierarchy- δ_{CP} -octant of θ_{23} can influence the determination of these parameters. Detecting CP violation in the neutrino sector is a challenging objective for neutrino experiments. Strong evidence of CP violation could be demonstrated by observing an asymmetry in the oscillation rates of muon neutrinos and antineutrinos that undergo a transition into electron neutrinos as in the absence of CP violation, the rates for both are expected to be equal. To conduct this test, both muonic neutrino and antineutrino beams are required. In the context of neutrino interactions, CP violation can occur in the weak force that governs the interaction of neutrinos with matter, and in neutrino oscillation experiments, the phenomenon of CP violation can be observed through differences in the oscillation probabilities between neutrinos and antineutrinos. The discovery of CP violation in neutrino oscillations could help explain the observed matter-antimatter asymmetry in the universe. Modern neutrino experiments do not use free nucleons as the primary target, instead, they use heavy nuclear targets (like carbon, oxygen, argon, etc.), in which complexities regarding nuclear effects are unavoidable. Nuclear effects play an important role and contribute significantly to the incorrect estimation of neutrino energy as they lead to a significant amount of missing energy during Final State Interactions (FSIs). Among all the uncertainties, nuclear effects are considered one of the largest sources of systematic uncertainties in the oscillation analysis of long-baseline (LBL) experiments. Nuclear effects can be broadly divided into two categories — initial-state and final-state effects. Initial-state effects affect the nucleon before the neutrino interactions while hadrons produced by final-state effects influence the outgoing final-state particles before their exit from the nucleus. A true charged current (CC) quasielastic (QE) process is represented as $\nu_{\mu}n \rightarrow \mu^{-}p$. These true interaction processes are accompanied by some other processes where the outgoing proton re-interacts inside the nucleus thus producing Δ resonance. This Δ then decays to produce

a pion which is then absorbed in the nucleus through FSIs. This can be represented as: $\nu_\mu p \rightarrow \mu^- p \pi^+$ or $\nu_\mu p \rightarrow \mu^- \Delta^{++}$. Thus the absence of the pion in the final state (called “stuck pion”) leads to missing energy and appears as a QE-like event. Therefore because of FSI, a non-QE even may be wrongly identified as QE [1]. A second complication arises due to the presence of multinucleon events in which the incoming neutrino interacts with, e.g, two nucleons (so-called 2p2h) [2–8]. The neutrino energy reconstructed in such events differs significantly from their true energy value. Though pion production contributes to the background in any QE process, later it has been shown that 2p2h excitations and some other processes also shift the reconstructed energy towards lower energy bins. In MiniBooNE and K2K experiments, it was found that QE contains about 30% contribution from 2p2h events [4, 9, 10]. The presence of multinucleon effects modifies the oscillation probabilities and measurements of oscillation parameters and hence can affect the measurements of CP-violating parameters too. Therefore, it is important to understand and properly account for the multinucleon effects in the analysis of neutrino-nucleus interactions. This requires the development of accurate theoretical models of nuclear structure and dynamics, as well as high-precision experimental measurements of neutrino-nucleus cross-sections.

The standard three-flavor neutrino oscillation probability, as expressed in eq. (1.1), depends on six parameters: θ_{12} , θ_{23} , θ_{13} , Δm_{31}^2 , Δm_{21}^2 , and δ_{CP} . Experimental data from various sources, including solar, atmospheric, reactor, and accelerator experiments, have provided information about each of these oscillation parameters, except for δ_{CP} [11–13]. In LBL neutrino experiments, the $\nu_\mu \rightarrow \nu_e$ appearance channel is highly sensitive to exploring the CP-violation effect, which remains one of the most challenging problems in neutrino physics today. The oscillation probability for $\nu_\mu \rightarrow \nu_e$ in the standard three-flavor scenario and constant density approximation can be described by the following expression [14]:

$$\begin{aligned}
 P(\nu_\mu \rightarrow \nu_e) = & \sin^2 \theta_{23} \sin^2 2\theta_{13} \frac{\sin^2(\Delta_{31} - aL)}{(\Delta_{31} - aL)^2} \Delta_{31}^2 + \sin 2\theta_{23} \sin 2\theta_{13} \sin 2\theta_{12} \frac{\sin(\Delta_{31} - aL)}{(\Delta_{31} - aL)} \Delta_{31} \\
 & \times \frac{\sin(aL)}{aL} \Delta_{21} \cos(\Delta_{31} + \delta_{\text{CP}}) + \cos^2 \theta_{23} \sin^2 2\theta_{12} \frac{\sin^2(aL)}{(aL)^2} \Delta_{21}^2
 \end{aligned} \tag{1.1}$$

where

$$a = \frac{G_F N_e}{\sqrt{2}} \approx \pm \frac{1}{3500 \text{ km}} \frac{\rho}{3.0 \text{ g/cm}^3} \tag{1.2}$$

Here G_F represents the Fermi constant and N_e is the number density of electrons in Earth’s crust. The value of ρ is set to be 2.848 g/cm^3 [15]. Additionally, $\Delta m_{ij}^2 (\equiv m_i^2 - m_j^2)$ represents the difference in mass squares between neutrinos of the i -th and j -th families, $\Delta_{ij} = (1.267 \Delta m_{ij}^2 L) / E_\nu$, where L is the baseline in kilometers and E_ν is the neutrino energy in GeV.

For $\nu_\mu \rightarrow \nu_e$ and $\bar{\nu}_\mu \rightarrow \bar{\nu}_e$ oscillations, the terms δ_{CP} and a have positive and negative signs, respectively. This leads to a neutrino-antineutrino asymmetry due to both CP violation and the matter effect a . The rates of neutrino oscillations, specifically $\nu_\mu \rightarrow \nu_e$ and $\bar{\nu}_\mu \rightarrow \bar{\nu}_e$, are influenced by the mass hierarchy as neutrinos travel through the Earth in contrast to when they propagate through a vacuum. The presence of coherent forward scattering with electrons in the Earth’s crust amplifies the $\nu_\mu \rightarrow \nu_e$ transition while reducing the occurrence of $\bar{\nu}_\mu \rightarrow \bar{\nu}_e$ in the normal hierarchy (NH). Conversely, this amplification and suppression are

reversed in the inverted hierarchy (IH). This phenomenon, known as the matter effect [16], modifies the oscillation probabilities for the NO ν A experiment by approximately 20% [17]. The coupling between the mass state ν_3 and the neutrino states ν_μ and ν_τ is primarily determined by the angle θ_{23} . When $\theta_{23} = \pi/4$, called maximal mixing, [18], ν_μ and ν_τ are equally linked to ν_3 . In the case of non-maximal mixing, θ_{23} can exist in either the higher octant (HO) with $\theta_{23} > \pi/4$, or the lower octant (LO) with $\theta_{23} < \pi/4$.

A non-zero value of δ_{CP} , other than 0° and $\pm 180^\circ$, would indicate CP violation in the lepton sector, and $\delta_{\text{CP}} = \pm 90^\circ$ corresponds to maximum CP violation. It is often convenient to divide the parameter space into the lower half-plane (LHP) with $-180^\circ < \delta_{\text{CP}} < 0^\circ$ and the upper half-plane (UHP) with $0^\circ < \delta_{\text{CP}} < 180^\circ$. The appearance channel $P_{\mu \rightarrow e}$ often known as the golden channel can measure all three unknown parameters. In LBL experiments, the measurement of neutrino oscillation parameters is a challenging task due to the presence of degeneracies. These degeneracies arise because different combinations of parameter values can lead to the same oscillation probability [19–21]. As a result, determining the true values of the parameters becomes complicated and lacks unambiguous resolution. In ref. [22], the authors observe a preference at a significance level of 1.6σ for θ_{23} in the LO compared to the secondary best-fit in the HO. Assuming NH, they derive a best-fit value of $\sin^2 \theta_{23} = 0.455$ in the LO, and at a significance of approximately 1.8σ , they disfavor maximal θ_{23} mixing. In ref. [23], de Salas et al. find the best-fit value in the HO to be around $\sin^2 \theta_{23} \sim 0.57$, assuming NH. On the other hand, Capozzi et al. [22] and Esteban et al. [24] obtain the best-fit value around $\sin^2 \theta_{23} \sim 0.45$ in the LO. These degeneracies make it difficult to uniquely determine the specific values of the parameters. More advanced experimental techniques and additional data are needed to resolve these degeneracies and obtain more accurate measurements of δ_{CP} , the neutrino mass hierarchy, and the octant of θ_{23} [25].

In this work, we investigate the influence of the multinucleon enhancement and RPA suppression on the determination of the CP-violating phase δ_{CP} , the octant of the atmospheric mixing angle θ_{23} , and the determination of the mass hierarchy in the appearance channel of the NO ν A experiment. In this work, we have used the Effective Spectral function (ESF) model as the nuclear model (calculated within the RFG model), along with the Transverse Enhancement (TE) model [26]. We have considered two scenarios: one ESF with TE model and another ESF without TE and studied the difference between these two models in sensitivity analysis of octant of θ_{23} , δ_{CP} and mass hierarchies. We also include the presence of detector effects of NO ν A experiment, which is an important consideration for realistic experimental scenarios. We consider the multinucleon enhancement and CP violating phase ($\delta_{\text{CP}} = \pm 90^\circ$) at the same time to know their impact on sensitivity analysis. As seen in our works [2, 3] the RPA suppression and multinucleon enhancement play a significant role in shaping the oscillation probabilities and can have a substantial impact on the determination of the neutrino oscillation parameters, we have also considered the pure QE interaction process in octant and mass hierarchy (MH) sensitivity to observe the deviation from pure QE process to QE+multinucleon enhancement+RPA suppression interaction process. Throughout our study, we have considered the interplay between the multinucleon effect, the detector effect, and the relevant oscillation parameters to gain insights into their combined impact on the precision of our measurements.

The paper is structured as follows: in section 2, we briefly discuss the NO ν A experiment, and section 3 provides an overview of the physics principles and simulation details employed in our study. In section 4, we present the results of our analysis and engage in a comprehensive discussion. Specifically, we focus on the $\nu_\mu + \bar{\nu}_\mu$ channel, investigating the effects on various neutrino oscillation parameters, as well as the impact on QE(+RPA)+2p2h and pure QE interaction processes, along with realistic NO ν A detector effects. Finally, in section 5, we summarize our findings and provide a concluding remark on our work.

2 The NO ν A experiment

The NO ν A (NuMI Off-Axis ν_e Appearance) experiment [27] focuses on neutrino oscillations, specifically measuring the probability of ν_μ disappearance $P(\nu_\mu(\bar{\nu}_\mu) \rightarrow \nu_\mu(\bar{\nu}_\mu))$ and ν_e appearance $P(\nu_\mu(\bar{\nu}_\mu) \rightarrow \nu_e(\bar{\nu}_e))$. To achieve this, two functionally identical detectors are utilized: the 290-ton Near Detector (ND) and the 14-kton Far Detector (FD). Both detectors are positioned off the central beam axis, with the Far Detector placed 14.6 milliradians off-axis. This off-axis configuration enables the narrow neutrino energy flux to peak around 2 GeV, near the first oscillation maximum driven by $\Delta m_{32}^2 = 2.5 \times 10^{-3} eV^2$, thereby enhancing the oscillation probability in the ν_e appearance channel. The NuMI (Neutrinos at the Main Injector) beam [28], generated at the Fermi National Accelerator Laboratory, serves as the source of neutrinos for the experiment. The ND is positioned at a distance of 1 km from the source and is located 105 m underground. NO ν A measures oscillations by comparing the un-oscillated energy spectra captured by the ND and the oscillated spectra observed by the FD, situated near Ash River, Minnesota, approximately 810 km away from the production target. The NuMI beam is generated by directing 120 GeV protons from the Main Injector at a fixed graphite target, which produces pions and kaons. These particles are then focused into a narrow beam using magnetic horns, and further decay into muons, anti-muons, and their associated neutrinos. Muons and anti-muons are removed from the decay pipe by a 240-meter-thick rock wall. Both the ND and FD are composed of planes made from extruded polyvinyl chloride (PVC) cells. The flavor composition of the NuMI beam consists of 97.5% ν_μ , 1.8% $\bar{\nu}_\mu$, and 0.7% $\nu_e + \bar{\nu}_e$. The primary objectives of the NO ν A experiment are to precisely measure the mixing angle θ_{23} and determine its octant, determine the neutrino mass hierarchy, and investigate the CP-violating phase δ_{CP} in the lepton sector. The $\nu_\mu(\bar{\nu}_\mu)$ disappearance channel is utilized to measure Δm_{32}^2 and $\sin^2 \theta_{23}$, while the $\nu_e(\bar{\nu}_e)$ appearance channel allows for measurements of the mass hierarchy, θ_{13} , θ_{23} , and δ_{CP} .

3 Physics and simulation details

In the analysis of the ν_μ ($\bar{\nu}_\mu$) appearance channel, the $\nu_\mu(\bar{\nu}_\mu)$ -CC interaction channel is utilized as the signal in NO ν A detectors. In these detectors, ν_μ -CC interactions are identified by detecting long muon tracks and any associated hadronic activity at the vertex. The un-oscillated spectra from the NuMI beam are initially measured at the ND. These ND spectra are then extrapolated to predict the spectra at the FD. For a detailed description of the extrapolation technique used in this study, refer to our previous work [2, 3].

To analyze the sensitivity of the neutrino oscillation parameters θ_{23} and Δm_{32}^2 , we employ the Feldman-Cousins method [29] to calculate the confidence level allowed in the parameter space [2]. We generate a sample of 1 million CC ν_μ and $\bar{\nu}_\mu$ events on a carbon target in the energy range of 0–5 GeV using the NO ν A-ND neutrino and antineutrino flux. The simulation is performed using the GENIE (Generates Events for Neutrino Interaction Experiments) v3.0.6 neutrino event generator [30]. GENIE is currently employed by several neutrino baseline experiments, including Minerva [31], MINOS [32], MicroBooNE [33], T2K [34], and the NO ν A experiment. We consider four interaction processes: QE scattering, resonances from Δ decay and higher resonances, nucleon-nucleon correlations (2p2h), and deep inelastic scattering (DIS) in both neutrino and antineutrino modes. We focus on simulated events with no pions in the final state. The QE scattering in GENIE is modeled using the Llewellyn-Smith model [35]. Resonance processes are implemented according to the formalism attributed to the Berger and Sehgal model [36]. Furthermore, to incorporate the effect of long-range nuclear charge screening due to random-phase approximation correlations, which also modifies the kinematics of QE interactions, we simulate the QE interactions with the Nieves et al. model [37]. These effects significantly suppress the QE interaction process at low invariant four-momentum transferred to the nucleus (Q^2) and slightly enhance it at higher Q^2 , relative to the RFG prediction. The DIS interaction, categorized as a non-resonant process in GENIE, is implemented following the method of Bodek and Yang [38]. Two-nucleon knockout (2p2h) events are simulated using the Valencia model developed by Nieves et al. [39]. Various approaches exist for modeling the nuclear ground state, and ongoing efforts within GENIE aim to improve these models. Currently, GENIE represents the nuclear ground state using a spectral function that describes the momentum distribution and removal energy of nucleons participating in a lepton-nucleus interaction. In the default historical model employed since GENIE v2, the initial nucleon momentum follows the relativistic Fermi gas (RFG) treatment introduced by Bodek and Ritchie [40]. This version of RFG features non-interacting nucleons up to the Fermi momentum, determined through inclusive electron scattering. The ESF model used in GENIE is based on the RFG model, which assumes that the nucleons inside the nucleus behave like a gas of free, non-interacting particles with a Fermi momentum that depends on the nuclear density. However, the RFG model has limitations, as it neglects the effects of nuclear correlations, meson exchange currents, and other complex nuclear dynamics that are important at higher energies and in heavier nuclei. To overcome these limitations, the effective spectral function model incorporates additional phenomenological parameters that are tuned to match experimental data, such as the nuclear binding energy, the nucleon momentum distribution, and the strength of the nucleon-nucleon correlations. The TEM is used to describe the transverse momentum distribution of the struck nucleon inside the nucleus. This model takes into account the effects of final-state interactions between the struck nucleon and other nucleons in the nucleus, which can lead to a broadening of the transverse momentum distribution. The transverse enhancement model is particularly important for high-energy neutrino interactions, where the struck nucleon can have a large momentum and can interact with multiple nucleons in the nucleus. By including the transverse enhancement model, GENIE can accurately predict the transverse momentum distributions of the final state particles in these high-energy interactions. The TEM incorporates a modified

transverse form factor to enhance the strength at higher energy loss. When coupled with the ESF as the nuclear model, the TEM effectively introduces Meson Exchange Currents. This combination provides a comprehensive prescription that aligns well with a diverse set of electron scattering data.

The energy of a CC neutrino, which scatters off a nuclear target and produces ‘m’ mesons while knocking out ‘n’ nucleons, can be reconstructed using the calorimetric approach as [3]:

$$E_\nu^{\text{cal}} = E_{\text{lep}} + \sum_i (E_p - M) + \epsilon_n + \sum_m E_m \quad (3.1)$$

In this equation, E_{lep} represents the energy of the outgoing lepton, E_p and M denotes the energy of the i -th knocked-out nucleon and the mass of the nucleon (target nucleus), respectively. The term ϵ_n corresponds to the single-nucleon separation energy of the outgoing nucleons, which we set to a fixed value of 25 MeV for the carbon target in both neutrino and antineutrino reconstruction methods. Lastly, E_m represents the energy of the m -th produced meson.

We have taken into account, the detector response and efficiency, which introduce smearing effects on the measured energies compared to their true values due to finite detector resolution. This leads to a non-zero probability for an event with a true energy E_{true} to be reconstructed with a different energy E_{rec} . These probabilities are represented by a set of migration matrices. In our study, we consider realistic specifications for the NO ν A experiment, including a selection efficiency of 31.2% (33.9%) for ν_μ ($\bar{\nu}_\mu$) events. For demonstration and comparison, we also analyze the case of 80% detector efficiency. We use a muon energy resolution of 3.5% and a hadron energy resolution of 25% [41], resulting in an overall energy resolution of 7% for ν_μ -CC events in both detectors.

4 Results and discussion

Using the details given above, and the technique explained in our papers [1–3], we do the sensitivity analysis for CPV phase measurement, octant of θ_{23} and mass hierarchy, with multinucleon effects, and the results are shown in figures (1–8). In the left panel of figure 1, we have presented the variation of $P_{\mu \rightarrow e}$ as a function of E_ν for both NH and IH, for δ_{CP} at -90° , 0° , and 90° . Generally, the values of $P_{\mu \rightarrow e}$ are higher for NH and lower for IH and vice versa for $P_{\bar{\mu} \rightarrow \bar{e}}$, which directly arises from the matter effect parameter ‘a’. In the case of neutrino (left panel), for both NH and IH, the curve corresponding to $\delta_{\text{CP}} = +90^\circ$ appears at the lowest position within the band, while the curve for $\delta_{\text{CP}} = -90^\circ$ is located at the highest position. This behavior can be easily understood by referring to eq. (1.1). When approaching the oscillation maximum, with $\Delta_{31} \simeq 90^\circ$, the term $\cos(\Delta_{31} + \delta_{\text{CP}})$ becomes +1 for $\delta_{\text{CP}} = -90^\circ$ and -1 for $\delta_{\text{CP}} = +90^\circ$. In the right panel of figure 1, we have displayed the corresponding antineutrino probabilities. Here, $P_{\bar{\mu} \rightarrow \bar{e}}$ is higher for IH and lower for NH due to the sign reversal of ‘a’. Since δ_{CP} is reversed for antineutrinos, the upper curves are defined by $\delta_{\text{CP}} = +90^\circ$, while the lower curves correspond to $\delta_{\text{CP}} = -90^\circ$.

Based on figure 1, we can establish the concept of a favorable half-plane for each hierarchy. Assuming NH represents the true hierarchy, when δ_{CP} is within the LHP (ranging from -180° to 0°), all the curves for $P_{\mu e}$ (NH, δ_{CP}) must lie above the set of curves for $P_{\mu \rightarrow e}$

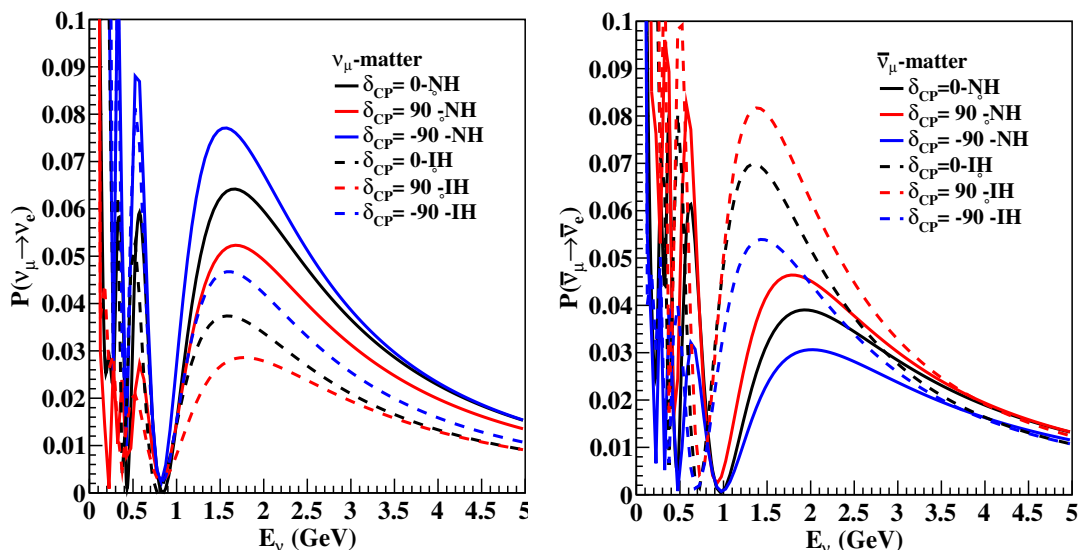


Figure 1. $P(\nu_\mu \rightarrow \nu_e)$ (solid line) and $P(\bar{\nu}_\mu \rightarrow \bar{\nu}_e)$ (dashed line) vs neutrino energy for 810 km baseline of NO ν A. Variation of δ_{CP} leads to variation in oscillation probability.

(IH, δ_{CP}) [42, 43]. In the case of antineutrinos, $P_{\bar{\mu} \rightarrow \bar{e}}$ (NH, δ_{CP}) will be much lower than $P_{\bar{\mu} \rightarrow \bar{e}}$ (IH, δ_{CP}). In this scenario, the NH can be determined solely by NO ν A. Therefore, we refer to the LHP as the favorable half-plane for NH. Similar reasoning applies if IH is the true hierarchy and δ_{CP} lies within the UHP. Hence, UHP is the favorable half-plane for IH. Consequently, we have two possible combinations to choose from: (NH, LHP) or (IH, UHP). The NO ν A experiment can successfully determine the neutrino mass hierarchy in two favorable scenarios [42]:

- When the hierarchy is NH and δ_{CP} lies in the LHP ($-180^\circ \leq \delta_{\text{CP}} \leq 0^\circ$).
- When the hierarchy is IH and δ_{CP} lies in the UHP ($0^\circ \leq \delta_{\text{CP}} \leq 180^\circ$).

4.1 Octant sensitivity

The octant sensitivity of an experiment is determined by comparing the sensitivity of the experiment to measure the correct octant in the true spectrum with the incorrect octant in the test spectrum. In figure 2 we show $\Delta\chi^2$ as a function of true $\sin^2 \theta_{23}$ without considering the detector effect for QE(+RPA)+2p2h (top panel) and QE (bottom panel) interaction processes, where for each true value of $\sin^2 \theta_{23}$, we consider test values of $\sin^2 \theta_{23}$ in the opposite octant including $\sin^2 \theta_{23}(\text{test})=0.5$ in the fit. To calculate the octant sensitivity we simulate the data for a representative value of true θ_{23} belonging to LO (HO) and test it by varying θ_{23} in the opposite octant i.e., HO (LO). The figure includes three curves: the blue line represents the sensitivity analysis for $\delta_{\text{CP}} = 0^\circ$, the black line corresponds to $\delta_{\text{CP}} = 90^\circ$ and the magenta line represents the analysis for $\delta_{\text{CP}} = -90^\circ$. The solid line represents the ESF+TE and the dashed line ESF without the TE effect. From the results

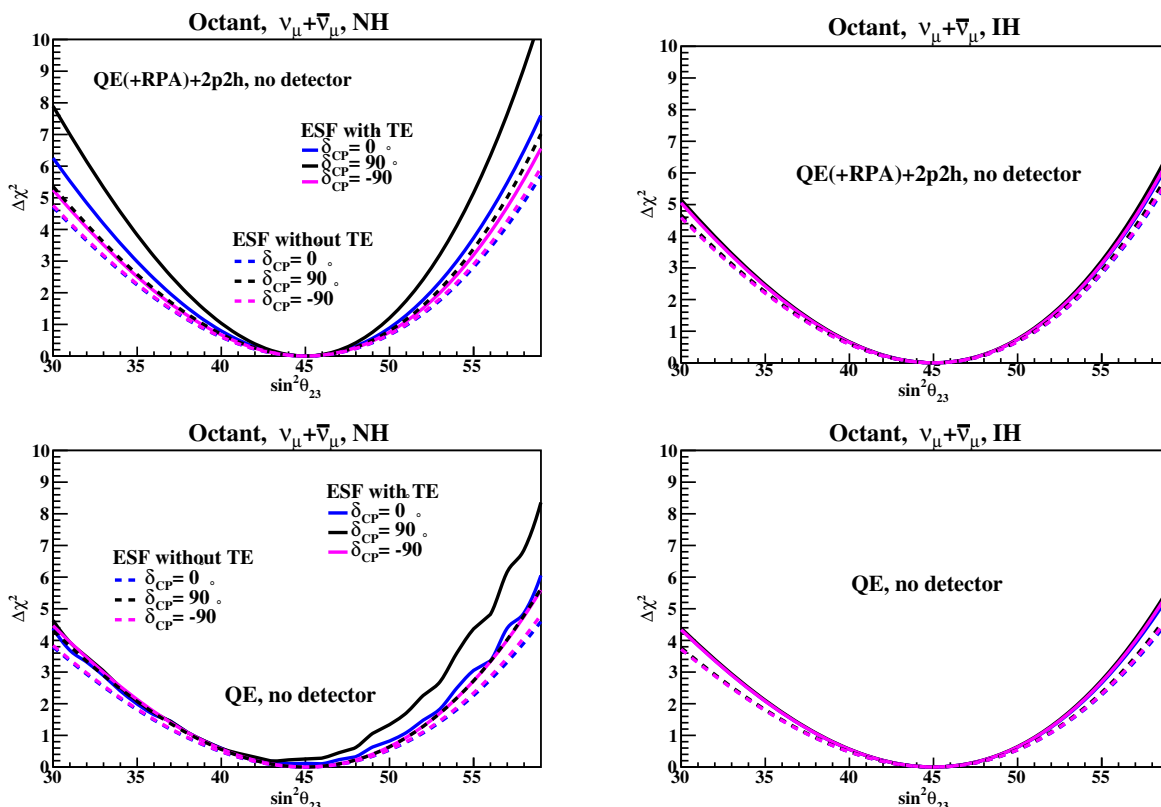


Figure 2. The octant sensitivity is compared for various true values of δ_{CP} , considering both QE(+RPA)+2p2h (top panel) and QE (bottom panel) interaction processes, without accounting for the detector effect. The ESF with TE is represented by solid lines, while the ESF without TE is indicated by dashed lines. The analysis is conducted for both the NH in the left panel and the IH in the right panel, focusing on the $\nu_\mu + \bar{\nu}_\mu$ mode. The figure also highlights the capability of the NO ν A experiment to establish a non-maximal θ_{23} at 2σ ($\Delta\chi^2 = 4$) and 3σ ($\Delta\chi^2 = 9$) confidence levels respectively.

shown in this figure 2, it is observed that:

- The inclusion of the complete model, which incorporates QE(+RPA)+2p2h (multinucleon enhancement+RPA suppression), demonstrates significantly improved octant sensitivity compared to the pure-QE interaction process. This highlights the crucial role of multinucleon effects in the analysis of octant sensitivity.
- By incorporating the TE effect in the ESF (calculated within the RFG model) model, a notable enhancement in octant sensitivity is observed for the NH at $\delta_{CP} = 90^\circ$ and $\delta_{CP} = 0^\circ$ for both the interaction processes. Additionally, a slight improvement in sensitivity is noted for $\delta_{CP} = -90^\circ$ for both interaction processes.
- In the case of NH, in terms of δ_{CP} value, among these curves, the one corresponding to $\delta_{CP} = 90^\circ$ exhibits higher sensitivity compared to the others, which may be due to the addition of both neutrino and antineutrino modes.

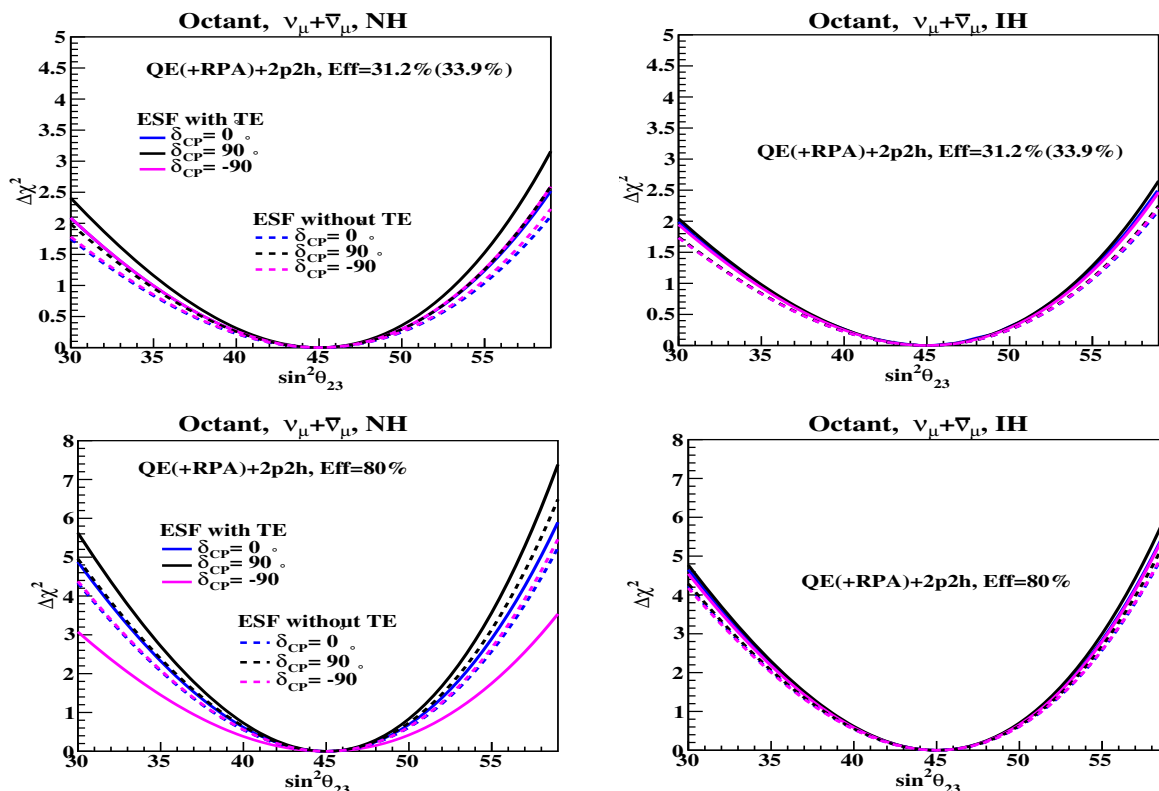


Figure 3. The figure illustrates the comparison of octant sensitivity as a function of the true value of θ_{23} exclusively for the QE(+RPA)+2p2h interaction process. The ESF with TE is represented by solid lines, while the ESF without TE is indicated by dashed lines. The detector effect is considered, and the results are presented for two efficiency scenarios: 31.2% (ν_μ) and 33.9% ($\bar{\nu}_\mu$) in the top panel and 80% efficiency in the bottom panel. The analysis is conducted for the $\nu_\mu + \bar{\nu}_\mu$ mode, with the left panel corresponding to the NH and the right panel corresponding to the IH.

- On the other hand, in the case of IH, all three curves overlap which implies that octant sensitivity is independent of the value of the specific value of δ_{CP} for IH.
- (NH, $\delta_{CP} = 90^\circ$) with (ESF+TEM) shows octant sensitivity $> 3\sigma$ range for QE(+RPA)+2p2h while for ESF without TEM shows at $< 2\sigma$. (NH, $\delta_{CP} = -90^\circ$) and (NH, $\delta_{CP} = 0^\circ$) shows sensitivity $> 2\sigma$. For all other cases, sensitivity is $< 3\sigma$.

In figure 3 we show the comparison of octant sensitivity χ^2 as a function of the true value of θ_{23} taking into account the detector effect only for QE(+RPA)+2p2h process. The results are presented for the $\nu_\mu + \bar{\nu}_\mu$ mode for efficiency of 31.2% (ν_μ) and 33.9% ($\bar{\nu}_\mu$) and for 80%. The left panel corresponds to NH, while the right panel corresponds to IH. Solid lines depict the ESF with TE effect, whereas dashed lines represent ESF without TE. From this figure, one can determine the range of θ_{23} values for which the octant can be determined for $\delta_{CP} = \pm 90^\circ$ at a specific confidence level. Though detector effects enhance the discrimination among LHP and UHP of the CPV phase, however, degeneracy with respect to octant of θ_{23} is still present (better for NH as true MH), and other methods are needed to break this degeneracy [25]. However, upon incorporating detector effects with an efficiency of 80%,

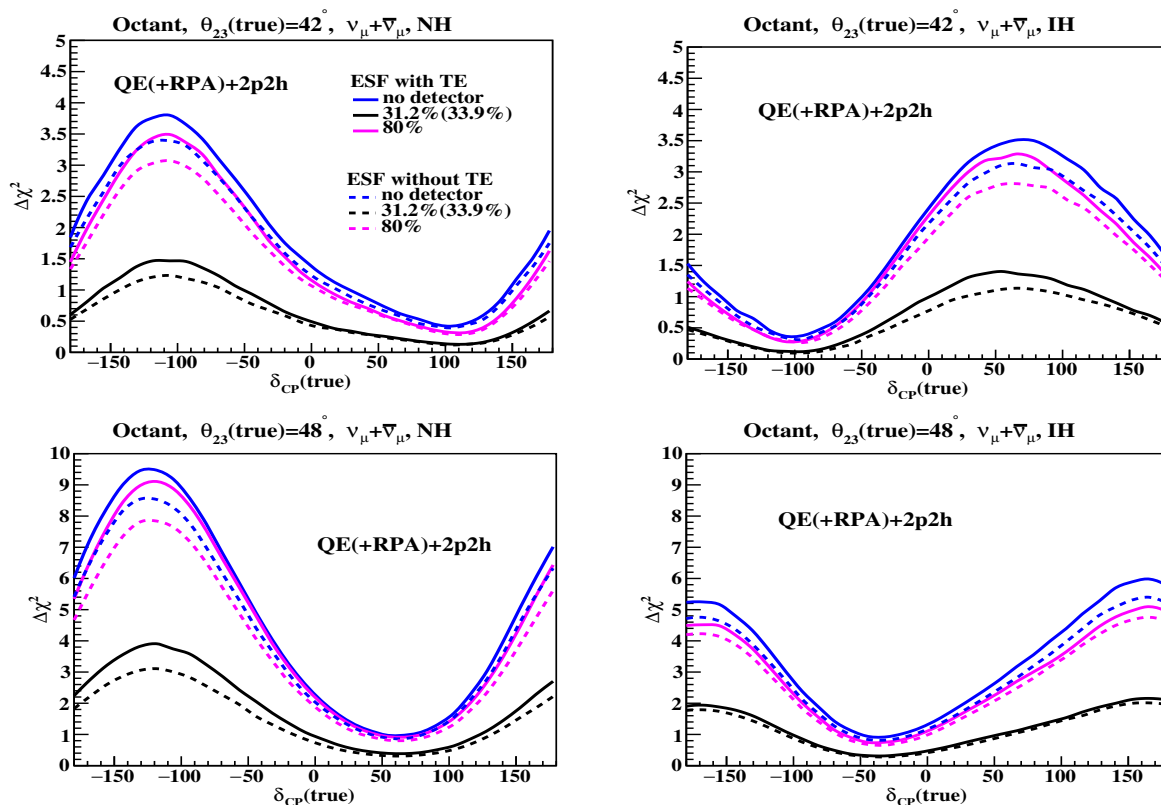


Figure 4. The octant sensitivity is compared as a function of the true value of δ_{CP} for two different true values of θ_{23} . The ESF with TE is represented by solid lines, while the ESF without TE is indicated by dashed lines. In the top panel, where $\theta_{23} = 42^\circ$, and in the bottom panel, where $\theta_{23} = 48^\circ$, the analysis is performed for both the NH in the left panel and the IH in the right panel, considering the $\nu_\mu+\bar{\nu}_\mu$ mode. The curves are shown for two different detector efficiencies: 31.2% (33.9%), represented by the black line, and 80%, represented by the magenta line.

there is a slight increase in sensitivity in the HO for both MH, surpassing the 2σ level. This improvement is also observed for $\text{NO}\nu\text{A}$ efficiency, though remaining below the 2σ threshold. And sensitivity to measure θ_{23} is improved as detector efficiency is improved. Comparison between two panels of figure 3 shows that for IH, these sensitivities are less.

In figure 4, we compare the octant sensitivity as a function of the true value of δ_{CP} for two different true values of θ_{23} . The top panel corresponds to $\theta_{23} = 42^\circ$ (LO), while the bottom panel corresponds to $\theta_{23} = 48^\circ$ (HO). The analysis is performed for both the NH and IH hierarchies, displayed in the left and right panels, for the $\nu_\mu+\bar{\nu}_\mu$ mode. The curves are shown for two different detector efficiencies: 31.2% (33.9%) represented by the black line and 80% represented by the magenta line. From this figure, it is observed that:

- In (LO-NH) the sensitivity improves to approximately 2σ in the LHP and reaches its peak at around $\delta_{CP} = -90^\circ$, and for (LO-IH) the sensitivity improves to approximately 2σ in the UHP and reaches its maximum around $\delta_{CP} = 90^\circ$.
- Once again, upon introducing the TE effect into the ESF model, there is a significant improvement in sensitivity in all four scenarios. The contrast between ESF with TE and ESF without TE is particularly pronounced near the peak point.

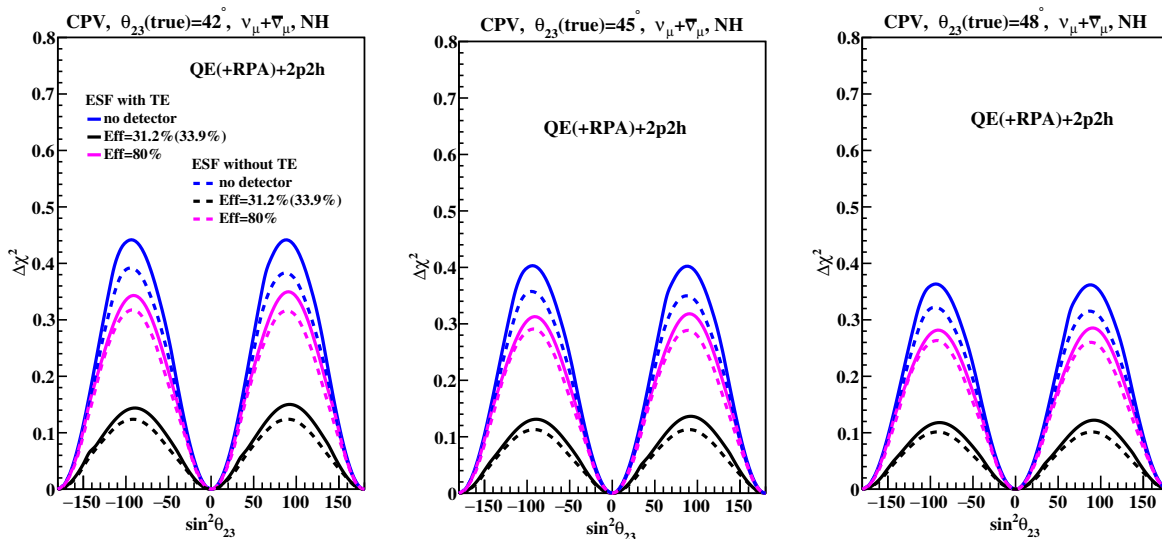


Figure 5. The sensitivity comparison of CPV, as a function of $\delta_{\text{CP}}(\text{true})$, is illustrated for various true values of θ_{23} with detector effects (black and magenta lines) and without detector effects (blue line). The ESF with TE is represented by solid lines, while the ESF without TE is indicated by dashed lines. This analysis is conducted for the Normal Hierarchy in the $\nu_{\mu} + \bar{\nu}_{\mu}$ mode, considering the QE(+RPA)+2p2h interaction process. The left, middle, and right panel show $\theta_{23} = 42^{\circ}$, 45° and 48° .

- (HO-NH) with no detector and 80% efficiency shows much better sensitivity ($\geq 3\sigma$) in the LHP for ESF+TEM while ESF without TEM, it is $\leq 3\sigma$. At HO-IH, sensitivity shows two peaks at $\delta_{\text{CP}} = -180^{\circ}$ and $\delta_{\text{CP}} = 180^{\circ}$.

The above two points can be justified as LHP is the favorable plane for NH.

- 80% detector efficiency shows sensitivity close to no detector effect (100% efficiency and no resolution function) at $\geq 2\sigma$ while NO ν A efficiency shows less sensitivity $\leq 2\sigma$ for (LO-NH) and (LO-IH).
- (LHP-HO-NH) shows the highest sensitivity among the four panels.

4.2 CP violation sensitivity

Since the true value of δ_{CP} is unknown, the analysis involves scanning all possible true values of δ_{CP} over the range $-\pi < \delta_{\text{CP}} < +\pi$ and comparing them with CP-conserving values, such as 0 or $\pm\pi$. To detect CP violation, the value of the CP phase must differ from 0 or $\pm\pi$. To investigate CPV sensitivity, we compute and study two quantities,

$$\Delta\chi_0^2 = \chi^2(\delta_{\text{CP}} = 0) - \chi_{\text{true}}^2 \quad (4.1)$$

$$\Delta\chi_{\pi}^2 = \chi^2(\delta_{\text{CP}} = \pi) - \chi_{\text{true}}^2 \quad (4.2)$$

and then we consider

$$\Delta\chi^2 = \min(\Delta\chi_0^2, \Delta\chi_{\pi}^2) \quad (4.3)$$

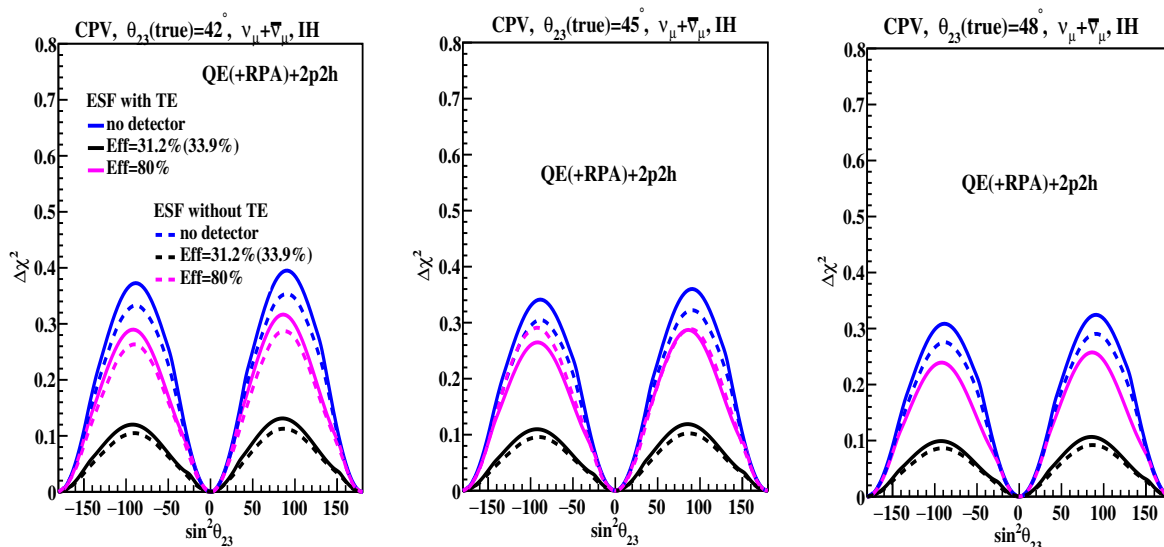


Figure 6. The sensitivity comparison of CPV, as a function of $\delta_{CP}(\text{true})$, is illustrated for various true values of θ_{23} with detector effects (black and magenta lines) and without detector effects (blue line). The ESF with TE is represented by solid lines, while the ESF without TE is indicated by dashed lines. This analysis is conducted for the Inverted Hierarchy in the $\nu_\mu + \bar{\nu}_\mu$ mode, considering the QE(+RPA)+2p2h interaction process. The left, middle, and right panel show $\theta_{23} = 42^\circ, 45^\circ$ and 48° .

In figures 5 and 6, we have presented the CPV discovery potential of the NO ν A experiment. CP violation discovery potential is defined as the capability to distinguish a value of δ_{CP} from the CP conserving values of 0° and 180° . The comparison of CPV sensitivity for different true values of θ_{23} with (black, magenta line) and without (blue line) detector effects are shown in the left, middle, and right panels for both NH (figure 5) and IH (figure 6). The variation of χ^2 vs δ_{CP} (true) is presented in the left, middle, and right panel for $\theta_{23} = 42^\circ, 45^\circ$ and 48° . From these two figures, it is observed that

- For both NH and IH, $\theta_{23} = 42^\circ$ shows slightly improved sensitivity than $\theta_{23} = 45^\circ$ and 48° .
- There is a significant difference among no detector, NO ν A efficiency, and 80% efficiency for both NH and IH.
- The (UHP-IH) peak shows slightly more sensitivity than the (LHP-IH) peak, while in NH, the (LHP-NH) peak shows slightly more sensitivity than the (UHP-NH) peak.
- Once more, with ESF+TE, a substantial enhancement in sensitivity is evident across all scenarios for both NH and IH. The distinction between ESF with TE and ESF without TE becomes especially noticeable near the peak point.

4.3 Mass hierarchy sensitivity

The hierarchy sensitivity of an experiment is determined by taking the true spectrum with the correct hierarchy and the test spectrum with the wrong hierarchy. Following formulae

parameter	best fit	Test 3 σ range
$\Delta m_{21}^2 [10^{-5} eV^2]$	7.50	fixed
$ \Delta m_{31}^2 [10^{-3} eV^2] (\text{NH})$	2.56	2.46 : 2.65
$ \Delta m_{31}^2 [10^{-3} eV^2] (\text{IH})$	2.46	2.37 : 2.55
$\sin^2 \theta_{12} / 10^{-1}$	3.18	fixed
$\theta_{23} / 10^{-1} (\text{NH})$	42°(LO), 48°(HO)	41.63° : 51.32°
$\theta_{23} / 10^{-1} (\text{IH})$	42°(LO), 48°(HO)	41.88° : 51.30°
$\sin^2 \theta_{13} / 10^{-2} (\text{NH})$	2.225	fixed
$\sin^2 \theta_{13} / 10^{-2} (\text{IH})$	2.250	fixed
δ_{CP}	-180° : 180°	0°(fixed)

Table 1. The true and test values of the oscillation parameters used in mass hierarchy sensitivity. The best-fit values for the oscillation parameters are taken from [23].

are used to determine the $\Delta\chi^2$ for mass hierarchy sensitivity:

$$\Delta\chi_{\text{MH}}^2 = \chi_{\text{IH}}^2 - \chi_{\text{NH}}^2 \tag{4.4}$$

$$\Delta\chi_{\text{MH}}^2 = \chi_{\text{NH}}^2 - \chi_{\text{IH}}^2 \tag{4.5}$$

In figure 7 and 8, the hierarchy sensitivity, in terms of χ^2 vs. true δ_{CP} , is examined for NH (IH) as the true hierarchy and IH (NH) as the test hierarchy in the $\nu + \bar{\nu}$ mode for the QE(+RPA)+2p2h and pure QE interaction processes. The true and test values of the oscillation parameters used in mass hierarchy sensitivity are shown in table 1. From figures 7 and 8 it is observed that:

- The inclusion of multinucleon effects along with ESF+TEM has a pronounced impact on the sensitivity to the neutrino mass hierarchy, as evident from the comparison of the QE(+RPA)+2p2h (figure 7) and QE (figure 8) interaction processes, as compared to ESF without TEM.
- The disparity between ESF+TEM and ESF without TEM is particularly pronounced near the peak in all four panels. Hierarchy sensitivity is observed to be within or below the 2σ range for both QE and QE with RPA and 2p2h contribution (QE(+RPA)+2p2h).
- The hierarchy sensitivity is highest when $\delta_{\text{CP}} = -90^\circ$ and lowest when $\delta_{\text{CP}} = 90^\circ$ when NH is the true hierarchy and IH is the test hierarchy. Conversely, the opposite behavior is observed in the left panel when IH is the true hierarchy and NH is the test hierarchy.
- For true MH NH, $\delta_{\text{CP}} = -90^\circ$ and true MH IH, $\delta_{\text{CP}} = 90^\circ$ sensitivity $\leq 2\sigma$ but sensitivity is $< 1\sigma$ for true MH NH, $\delta_{\text{CP}} = 90^\circ$ and true MH IH, $\delta_{\text{CP}} = -90^\circ$ for both QE(+RPA)+2p2h and pure QE. It is evident that in the favorable half-plane (LHP-NH and UHP-IH) of δ_{CP} values, the ability to differentiate the correct neutrino mass hierarchy is significantly enhanced. This indicates that the sensitivity to determine the true hierarchy is greater when δ_{CP} falls within the favorable half-plane.

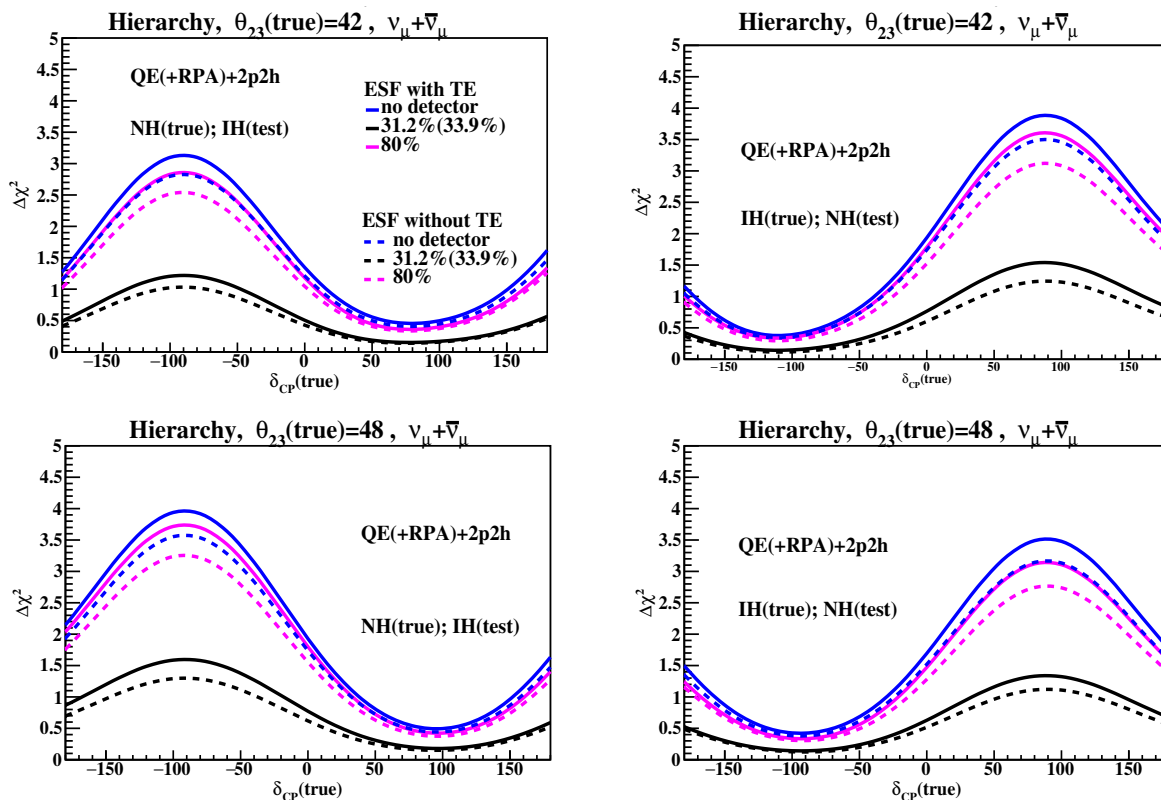


Figure 7. The hierarchy sensitivity is depicted as a function of the true δ_{CP} , considering both with and without detector effects for different combinations in the $\nu + \bar{\nu}$ mode. The interaction process involves QE(+RPA)+2p2h, and the ESF with TE is represented by solid lines, while the ESF without TE is indicated by dashed lines. The top panel corresponds to $\theta_{23} = 42^\circ$, and the bottom panel corresponds to $\theta_{23} = 48^\circ$. In the left panel, the NH is assumed as the true hierarchy, and the IH is considered as the test hierarchy. In the right panel, the IH is taken as the true hierarchy, and the NH is considered as the test hierarchy.

- Similar observations are noted in the case of QE interactions (figure 8) with both mass hierarchy sensitivities falling within the 2σ range. It is evident that the inclusion of multinucleon+ RPA with ESF+TEM leads to a substantial increase in sensitivity.
- For (true MH NH, HO, LHP) and (true MH IH, LO, UHP) cases, the hierarchy sensitivity can reach close to 2σ for the complete model.
- The sensitivity to determine the MH shows a slight advantage in the higher octant for true NH and lower octant for true IH.

5 Summary and conclusion

In this work we investigated the potential for determining the octant of the atmospheric mixing angle θ_{23} , the CP-violating phase δ_{CP} , and the sensitivity to the mass hierarchy in the appearance channel of $\text{NO}\nu\text{A}$ when multinucleon and detector effects are included. The concept of octant degeneracy traditionally refers to the ambiguity between θ_{23} and $\pi/2 - \theta_{23}$.

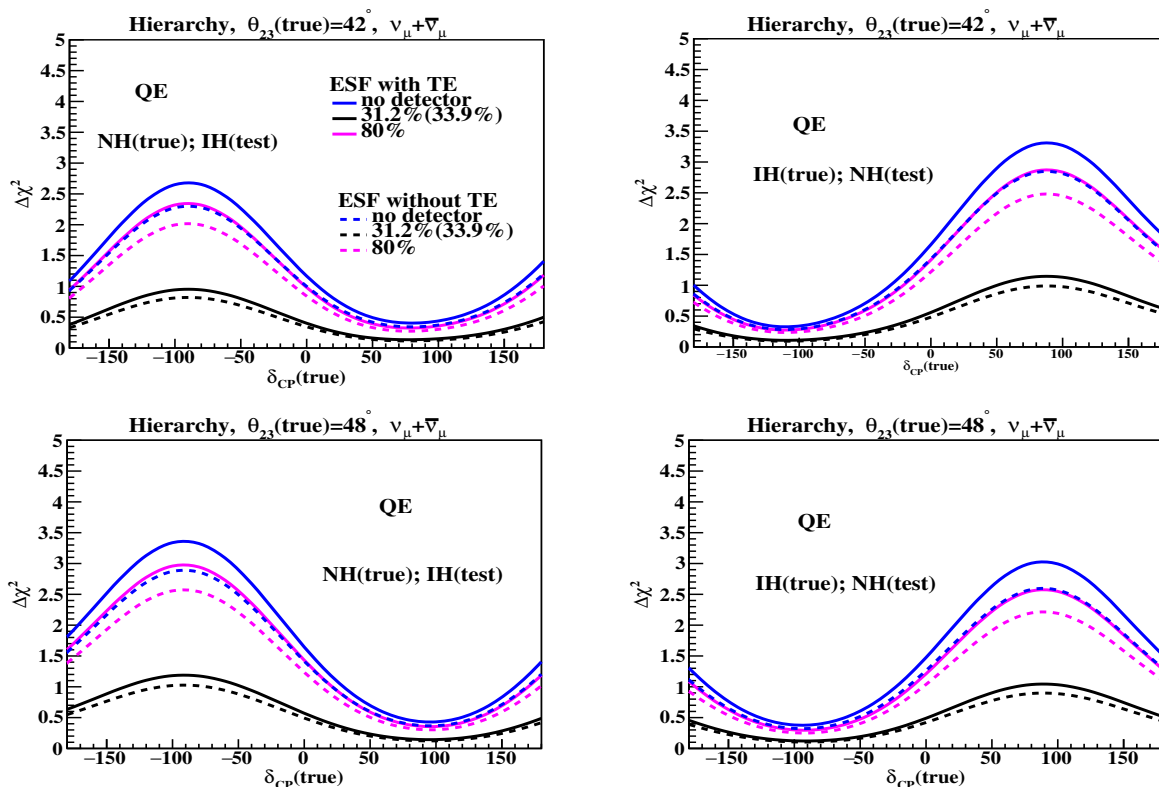


Figure 8. The hierarchy sensitivity is depicted as a function of the true δ_{CP} , considering both with and without detector effects for different combinations in the $\nu+\bar{\nu}$ mode. The interaction process involves QE, and the ESF with TE is represented by solid lines, while the ESF without TE is indicated by dashed lines. The top panel corresponds to $\theta_{23} = 42^\circ$, and the bottom panel corresponds to $\theta_{23} = 48^\circ$. In the left panel, the NH is assumed as the true hierarchy, and the IH is considered as the test hierarchy. In the right panel, the IH is taken as the true hierarchy, and the NH is considered as the test hierarchy.

We conducted a χ^2 analysis focusing on the octant of θ_{23} , δ_{CP} , and hierarchy sensitivity. Moreover, we have studied the comparison between the nuclear models Effective Spectral Function (calculated within the RFG model) with transverse enhancement and ESF without transverse enhancement in terms of sensitivity analysis. The findings demonstrated that incorporating multinucleon and detector effects, alongside ESF with TEM (ESF+TEM), significantly enhances sensitivities for octant determination, CP phase measurement, and Mass Hierarchy identification, in contrast to ESF without TEM. We also find that between the two interaction processes, QE(+RPA)+2p2h shows significantly improved sensitivity as compared to only QE case, and we highlighted their impact on the extraction of neutrino oscillation parameters in LBL experiments.

After a careful analysis, the results of this work can be summarised as shown in table 2.

Our findings revealed that the higher octant of θ_{23} , the lower half plane of δ_{CP} , and the normal mass hierarchy (HO-LHP-NH) with ESF+TEM exhibit improved sensitivity, enabling a more precise determination of the corresponding parameters. The analysis using our comprehensive model QE(+RPA)+2p2h with ESF+TEM demonstrated significantly

Octant Sensitivity (ESF+TE)	CPV Sensitivity (ESF+TE)	MH Sensitivity (ESF+TE)
With no detector effects for NH $\delta_{CP} = 90^\circ$ shows maximum octant sensitivity, while for IH there is no distinction among curves for $\delta_{CP} = 0^\circ, 90^\circ$, and -90°	LO shows slightly better CPV sensitivity for both MH than HO	For MH NH, LHP shows better sensitivity than UHP, i.e., sensitivity to determine true MH is better when δ_{CP} falls within favorable half plane
Better detector efficiency implies better octant sensitivity	UHP-IH shows slightly better CPV sensitivity than LHP-IH, while in NH, the (LHP-NH) peak shows slightly more sensitivity than the (UHP-NH) peak	For true NH, LHP-HO and true IH, UHP-LO case MH sensitivity can reach close to $\sim 2\sigma$ significance
Octant sensitivity for UHP-HO-NH is $\geq 3\sigma$ and for LHP-LO-NH $\geq 2\sigma$	Significant difference among no detector, NO ν A efficiency and 80% efficiency for both NH and IH	The sensitivity is slightly higher in HO-NH, and LO-IH cases

Table 2. Summary of the work done in this work.

Preference of Octant Sensitivity	Preference of CPV Sensitivity	Favored MH Sensitivity
LBL gives two degenerate solutions for both LO and HO	Values of CPV phase in the vicinity of $\delta_{CP} = \pi/2$ are excluded by 3σ for IH, values around $\delta_{CP} = 3\pi/2$ in NH are disfavored at 2σ	Independent analysis of both T2K and NO ν A does not show specific preference of MH
LBL+ATM and LBL+Reactor shifts towards HO	From LBL+reactor data CP conserving value $\delta_{CP} = 0$ is disfavored but $\delta_{CP} = \pi$ is still allowed	As a consequence of tension in T2K and NO ν A data all LBL data favor IO over NO

Table 3. Summary of the latest values for oscillation parameters and the favored octant of θ_{23} , δ_{CP} , and the mass hierarchy obtained from multiple global experiments [17, 23].

enhanced sensitivity compared to the pure QE interaction process. Furthermore, it is worth noting that the curves representing 80% efficiency (overestimated) closely align with the curves corresponding to no detector effects. These no-detector effect curves represent an ideal scenario with a 100% efficient detector and no consideration of a resolution function. On the other hand, the curves obtained with 31.2% efficiency for ν_μ and 33.9% efficiency for $\bar{\nu}_\mu$ display more noticeable deviations from the no detector effect curves.

In conclusion, incorporating multinucleon effects and improving detector efficiency, which constitutes the novelty of the research presented in this paper, have the potential to enhance the capabilities of the NO ν A (and other long-baseline) experiments in conducting precise parameter studies. This approach also provides deeper insights into the significant issue of parameter degeneracies present in the measurements of long-baseline neutrino experiments.

Hence, the appropriate nuclear models, multinucleon (QE(+RPA)+2p2h with ESF+TEM), and detector effects should be carefully included in the analyses of LBL experimental data, for precise determination of unknown neutrino oscillation parameters and for resolving parameter degeneracies as well. The results presented in this work can be used in improving the nuclear models in future related analyses, and they can help improve our understanding of some unsolved crucial physics issues such as baryon asymmetry of the universe (BAU), the contribution of neutrinos to dark matter, etc.

Open Access. This article is distributed under the terms of the Creative Commons Attribution License ([CC-BY4.0](https://creativecommons.org/licenses/by/4.0/)), which permits any use, distribution and reproduction in any medium, provided the original author(s) and source are credited.

References

- [1] P. Deka, N. Hazarika and K. Bora, *Uncertainties in neutrino oscillation parameter sensitivity due to resonance processes at $NO\nu A$* , *Int. J. Mod. Phys. A* **37** (2022) 2250200 [[arXiv:2208.07047](https://arxiv.org/abs/2208.07047)] [[INSPIRE](#)].
- [2] P. Deka, J. Singh, N. Sarma and K. Bora, *Uncertainties in the oscillation parameters measurement due to multi-nucleon effects at $NO\nu A$ experiment*, *Nucl. Phys. B* **983** (2022) 115903 [[arXiv:2106.16069](https://arxiv.org/abs/2106.16069)] [[INSPIRE](#)].
- [3] P. Deka, J. Singh and K. Bora, *Impact of nuclear effects in energy reconstruction methods on sensitivity of neutrino oscillation parameters at $NO\nu A$ experiment*, *Nucl. Phys. B* **987** (2023) 116086 [[arXiv:2208.03681](https://arxiv.org/abs/2208.03681)] [[INSPIRE](#)].
- [4] M. Martini, M. Ericson and G. Chanfray, *Neutrino quasielastic interaction and nuclear dynamics*, *Phys. Rev. C* **84** (2011) 055502 [[arXiv:1110.0221](https://arxiv.org/abs/1110.0221)] [[INSPIRE](#)].
- [5] M. Martini, M. Ericson and G. Chanfray, *Energy reconstruction effects in neutrino oscillation experiments and implications for the analysis*, *Phys. Rev. D* **87** (2013) 013009 [[arXiv:1211.1523](https://arxiv.org/abs/1211.1523)] [[INSPIRE](#)].
- [6] M. Martini, M. Ericson and G. Chanfray, *Neutrino energy reconstruction problems and neutrino oscillations*, *Phys. Rev. D* **85** (2012) 093012 [[arXiv:1202.4745](https://arxiv.org/abs/1202.4745)] [[INSPIRE](#)].
- [7] O. Benhar and N. Rocco, *Nuclear Effects in Neutrino Interactions and Their Impact on the Determination of Oscillation Parameters*, *Adv. High Energy Phys.* **2013** (2013) 912702 [[arXiv:1310.3869](https://arxiv.org/abs/1310.3869)] [[INSPIRE](#)].
- [8] O. Lalakulich, K. Gallmeister and U. Mosel, *Many-Body Interactions of Neutrinos with Nuclei — Observables*, *Phys. Rev. C* **86** (2012) 014614 [*Erratum ibid.* **90** (2014) 029902] [[arXiv:1203.2935](https://arxiv.org/abs/1203.2935)] [[INSPIRE](#)].
- [9] M. Martini, M. Ericson, G. Chanfray and J. Marteau, *A unified approach for nucleon knock-out, coherent and incoherent pion production in neutrino interactions with nuclei*, *Phys. Rev. C* **80** (2009) 065501 [[arXiv:0910.2622](https://arxiv.org/abs/0910.2622)] [[INSPIRE](#)].
- [10] M. Martini, M. Ericson, G. Chanfray and J. Marteau, *Neutrino and antineutrino quasielastic interactions with nuclei*, *Phys. Rev. C* **81** (2010) 045502 [[arXiv:1002.4538](https://arxiv.org/abs/1002.4538)] [[INSPIRE](#)].
- [11] M.C. Gonzalez-Garcia, M. Maltoni and T. Schwetz, *Updated fit to three neutrino mixing: status of leptonic CP violation*, *JHEP* **11** (2014) 052 [[arXiv:1409.5439](https://arxiv.org/abs/1409.5439)] [[INSPIRE](#)].

- [12] F. Capozzi et al., *Status of three-neutrino oscillation parameters, circa 2013*, *Phys. Rev. D* **89** (2014) 093018 [[arXiv:1312.2878](#)] [[INSPIRE](#)].
- [13] D.V. Forero, M. Tórtola and J.W.F. Valle, *Neutrino oscillations refitted*, *Phys. Rev. D* **90** (2014) 093006 [[arXiv:1405.7540](#)] [[INSPIRE](#)].
- [14] DUNE collaboration, *Long-baseline neutrino oscillation physics potential of the DUNE experiment*, *Eur. Phys. J. C* **80** (2020) 978 [[arXiv:2006.16043](#)] [[INSPIRE](#)].
- [15] R. Devi, J. Singh and B. Potukuchi, *Uncertainties in QE and RES Events at LBNF Due to Hadronic Production in FSI*, *Braz. J. Phys.* **52** (2022) 146 [[arXiv:2012.08607](#)] [[INSPIRE](#)].
- [16] L. Wolfenstein, *Neutrino Oscillations in Matter*, *Phys. Rev. D* **17** (1978) 2369 [[INSPIRE](#)].
- [17] NOvA collaboration, *Improved measurement of neutrino oscillation parameters by the NOvA experiment*, *Phys. Rev. D* **106** (2022) 032004 [[arXiv:2108.08219](#)] [[INSPIRE](#)].
- [18] P.F. Harrison and W.G. Scott, *μ - τ reflection symmetry in lepton mixing and neutrino oscillations*, *Phys. Lett. B* **547** (2002) 219 [[hep-ph/0210197](#)] [[INSPIRE](#)].
- [19] S.K. Agarwalla, R. Kundu, S. Prakash and M. Singh, *A close look on 2–3 mixing angle with DUNE in light of current neutrino oscillation data*, *JHEP* **03** (2022) 206 [[arXiv:2111.11748](#)] [[INSPIRE](#)].
- [20] V. Barger, D. Marfatia and K. Whisnant, *Breaking eight fold degeneracies in neutrino CP violation, mixing, and mass hierarchy*, *Phys. Rev. D* **65** (2002) 073023 [[hep-ph/0112119](#)] [[INSPIRE](#)].
- [21] H. Minakata, M. Sonoyama and H. Sugiyama, *Determination of θ_{23} in long-baseline neutrino oscillation experiments with three-flavor mixing effects*, *Phys. Rev. D* **70** (2004) 113012 [[hep-ph/0406073](#)] [[INSPIRE](#)].
- [22] F. Capozzi et al., *Unfinished fabric of the three neutrino paradigm*, *Phys. Rev. D* **104** (2021) 083031 [[arXiv:2107.00532](#)] [[INSPIRE](#)].
- [23] P.F. de Salas et al., *2020 global reassessment of the neutrino oscillation picture*, *JHEP* **02** (2021) 071 [[arXiv:2006.11237](#)] [[INSPIRE](#)].
- [24] I. Esteban et al., *The fate of hints: updated global analysis of three-flavor neutrino oscillations*, *JHEP* **09** (2020) 178 [[arXiv:2007.14792](#)] [[INSPIRE](#)].
- [25] K. Bora, D. Dutta and P. Ghoshal, *Determining the octant of θ_{23} at LBNE in conjunction with reactor experiments*, *Mod. Phys. Lett. A* **30** (2015) 1550066 [[arXiv:1405.7482](#)] [[INSPIRE](#)].
- [26] A. Bodek, H.S. Budd and M.E. Christy, *Neutrino Quasielastic Scattering on Nuclear Targets: Parametrizing Transverse Enhancement (Meson Exchange Currents)*, *Eur. Phys. J. C* **71** (2011) 1726 [[arXiv:1106.0340](#)] [[INSPIRE](#)].
- [27] NOvA collaboration, *First measurement of muon-neutrino disappearance in NOvA*, *Phys. Rev. D* **93** (2016) 051104 [[arXiv:1601.05037](#)] [[INSPIRE](#)].
- [28] P. Adamson et al., *The NuMI Neutrino Beam*, *Nucl. Instrum. Meth. A* **806** (2016) 279 [[arXiv:1507.06690](#)] [[INSPIRE](#)].
- [29] G.J. Feldman and R.D. Cousins, *A unified approach to the classical statistical analysis of small signals*, *Phys. Rev. D* **57** (1998) 3873 [[physics/9711021](#)] [[INSPIRE](#)].
- [30] C. Andreopoulos et al., *The GENIE Neutrino Monte Carlo Generator*, *Nucl. Instrum. Meth. A* **614** (2010) 87 [[arXiv:0905.2517](#)] [[INSPIRE](#)].

- [31] MINERvA collaboration, *Nucleon binding energy and transverse momentum imbalance in neutrino-nucleus reactions*, *Phys. Rev. D* **101** (2020) 092001 [[arXiv:1910.08658](#)] [[INSPIRE](#)].
- [32] MINOS collaboration, *A Study of Muon Neutrino Disappearance Using the Fermilab Main Injector Neutrino Beam*, *Phys. Rev. D* **77** (2008) 072002 [[arXiv:0711.0769](#)] [[INSPIRE](#)].
- [33] MICROBOONE collaboration, *Proposal for a New Experiment Using the Booster and NuMI Neutrino Beamlines: MicroBooNE*, FERMILAB-PROPOSAL-0974 (2007) [[INSPIRE](#)].
- [34] T2K collaboration, *Search for CP Violation in Neutrino and Antineutrino Oscillations by the T2K Experiment with 2.2×10^{21} Protons on Target*, *Phys. Rev. Lett.* **121** (2018) 171802 [[arXiv:1807.07891](#)] [[INSPIRE](#)].
- [35] C.H. Llewellyn Smith, *Neutrino Reactions at Accelerator Energies*, *Phys. Rept.* **3** (1972) 261 [[INSPIRE](#)].
- [36] C. Berger and L.M. Sehgal, *Lepton mass effects in single pion production by neutrinos*, *Phys. Rev. D* **76** (2007) 113004 [[arXiv:0709.4378](#)] [[INSPIRE](#)].
- [37] J. Nieves, J.E. Amaro and M. Valverde, *Inclusive quasi-elastic neutrino reactions*, *Phys. Rev. C* **70** (2004) 055503 [Erratum *ibid.* **72** (2005) 019902] [[nucl-th/0408005](#)] [[INSPIRE](#)].
- [38] A. Bodek and U.K. Yang, *Higher twist, $\xi(\omega)$ scaling, and effective LO PDFs for lepton scattering in the few GeV region*, *J. Phys. G* **29** (2003) 1899 [[hep-ex/0210024](#)] [[INSPIRE](#)].
- [39] J. Nieves, I. Ruiz Simo and M.J. Vicente Vacas, *Inclusive Charged-Current Neutrino-Nucleus Reactions*, *Phys. Rev. C* **83** (2011) 045501 [[arXiv:1102.2777](#)] [[INSPIRE](#)].
- [40] A. Bodek and J.L. Ritchie, *Further Studies of Fermi Motion Effects in Lepton Scattering from Nuclear Targets*, *Phys. Rev. D* **24** (1981) 1400 [[INSPIRE](#)].
- [41] NOvA collaboration, *Measurement of the neutrino mixing angle θ_{23} in NOvA*, *Phys. Rev. Lett.* **118** (2017) 151802 [[arXiv:1701.05891](#)] [[INSPIRE](#)].
- [42] M. Ghosh et al., *New look at the degeneracies in the neutrino oscillation parameters, and their resolution by T2K, NOvA and ICAL*, *Phys. Rev. D* **93** (2016) 013013 [[arXiv:1504.06283](#)] [[INSPIRE](#)].
- [43] S. Prakash, S.K. Raut and S.U. Sankar, *Getting the Best Out of T2K and NOvA*, *Phys. Rev. D* **86** (2012) 033012 [[arXiv:1201.6485](#)] [[INSPIRE](#)].