

Skewness, kurtosis, and the fifth and sixth order cumulants of net baryon-number distributions from lattice QCD confront high-statistics STAR data

A. Bazavov,¹ D. Bollweg², H.-T. Ding³, P. Enns,² J. Goswami², P. Hegde,⁴ O. Kaczmarek,^{3,2} F. Karsch,² R. Larsen,⁵
Swagato Mukherjee⁵, H. Ohno⁶, P. Petreczky,⁵ C. Schmidt², S. Sharma,⁷ and P. Steinbrecher⁵

(HotQCD Collaboration)

¹*Department of Computational Mathematics, Science and Engineering and Department of Physics
and Astronomy, Michigan State University, East Lansing, Michigan 48824, USA*

²*Fakultät für Physik, Universität Bielefeld, D-33615 Bielefeld, Germany*

³*Key Laboratory of Quark & Lepton Physics (MOE) and Institute of Particle Physics,
Central China Normal University, Wuhan 430079, China*

⁴*Center for High Energy Physics, Indian Institute of Science, Bangalore 560012, India*

⁵*Physics Department, Brookhaven National Laboratory, Upton, New York 11973, USA*

⁶*Center for Computational Sciences, University of Tsukuba, Tsukuba, Ibaraki 305-8577, Japan*

⁷*Department of Theoretical Physics, The Institute of Mathematical Sciences, Chennai 600113, India*



(Received 27 January 2020; accepted 16 March 2020; published 3 April 2020)

We present new results on up to sixth-order cumulants of net baryon-number fluctuations at small values of the baryon chemical potential, μ_B , obtained in lattice QCD calculations with physical values of light and strange quark masses. Representing the Taylor expansions of higher-order cumulants in terms of the ratio of the two lowest-order cumulants, $M_B/\sigma_B^2 = \chi_1^B(T, \mu_B)/\chi_2^B(T, \mu_B)$, allows for a parameter-free comparison with data on net proton-number cumulants obtained by the STAR Collaboration in the Beam Energy Scan at RHIC. We show that recent high-statistics data on skewness and kurtosis ratios of net proton-number distributions, obtained at a beam energy $\sqrt{s_{NN}} = 54.4$ GeV, agree well with lattice QCD results on cumulants of net baryon-number fluctuations close to the pseudocritical temperature, $T_{pc}(\mu_B)$, for the chiral transition in QCD. We also present first results from a next-to-leading-order expansion of fifth- and sixth-order cumulants on the line of the pseudocritical temperatures.

DOI: [10.1103/PhysRevD.101.074502](https://doi.org/10.1103/PhysRevD.101.074502)

I. INTRODUCTION

The phase diagram of strong-interaction matter at non-zero temperature and nonzero baryon-number density is being explored intensively through numerical calculations performed in the framework of lattice-regularized quantum chromodynamics (QCD) [1], as well as through ultrarelativistic heavy-ion collisions with varying beam energies [2]. At vanishing and small values of the chemical potentials for conserved charges [baryon number (μ_B), electric charge (μ_Q), strangeness (μ_S)] it is well established that the transition from the low-temperature hadronic region to the quark-gluon plasma at high temperature is a smooth transition [3] characterized by a pseudocritical

temperature, $T_{pc}(\mu_B)$ [4–7]. At larger values of the baryon chemical potential it, however, is generally expected that a first-order phase transition line exists, which ends in a second-order critical point [8,9]. This elusive critical point is searched for in the Beam Energy Scan (BES) performed at the Relativistic Heavy Ion collider (RHIC) at Brookhaven National Laboratory [10]. However, its existence as a fundamental property of the theory of strong interactions (QCD) still awaits confirmation.

The pseudocritical line, $T_{pc}(\mu_B)$, which distinguishes the low- and high-temperature regimes of strong-interaction matter as described by QCD, has been determined quite accurately in lattice QCD calculations for baryon chemical potentials up to about twice the pseudocritical temperature, $\mu_B \lesssim 2T_{pc}(0) \simeq 300$ MeV [4–7]. In our recent analysis we found [7]

$$T_{pc}(\mu_B) = T_{pc}^0 \left(1 - \kappa_2^B \left(\frac{\mu_B}{T} \right)^2 + \mathcal{O}(\mu_B^4) \right), \quad (1)$$

Published by the American Physical Society under the terms of the Creative Commons Attribution 4.0 International license. Further distribution of this work must maintain attribution to the author(s) and the published article's title, journal citation, and DOI. Funded by SCOAP³.

with $T_{pc}^0 = (156.5 \pm 1.5)$ MeV and $\kappa_2^B = 0.012(4)$ with a $\mathcal{O}(\mu_B^4)$ correction that vanishes within errors. At $\mu_B = 0$ the pseudocritical temperature turns out to be in good agreement with the freeze-out temperature determined by the ALICE Collaboration at the LHC [11] and the pseudocritical line, $T_{pc}(\mu_B)$, is also consistent with freeze-out temperatures determined by the STAR Collaboration during the first BES at RHIC (BES-I) [12], albeit these temperatures have larger statistical errors.

The experimental determination of the freeze-out parameter is based on a measurement of particle yields, i.e., first moments of particle distributions, which in turn are closely related to first-order cumulants of net charge fluctuations. The proximity of freeze-out temperatures and the pseudocritical temperature determined in QCD suggests that the higher-order moments of net charge fluctuations also reflect properties of a thermal medium close to the pseudocritical line. This, however, is not at all well established and many caveats have been discussed suggesting that the relation of higher-order cumulants, measured experimentally, to cumulants of conserved charge fluctuations, calculated in equilibrium QCD thermodynamics, is not at all straightforward [10,13].

Higher-order cumulants of net conserved charge fluctuations are obtained as derivatives of the logarithm of the QCD partition functions with respect to the chemical potentials of conserved charges, $\vec{\mu} = (\mu_B, \mu_Q, \mu_S)$,

$$\chi_n^X(T, \vec{\mu}) = \frac{1}{VT^3} \frac{\partial^n \ln Z(T, \vec{\mu})}{\partial \hat{\mu}_X^n}, \quad X = B, Q, S, \quad (2)$$

with $\hat{\mu} \equiv \mu/T$. These higher-order derivatives become increasingly sensitive to long-range correlations and large fluctuations in the vicinity of a critical point. At least from the theoretical point of view higher-order cumulants thus are ideally suited to search for a possible critical point in the QCD phase diagram [14–16]. The BES at RHIC aims at finding evidence for such a critical point through the analysis of e.g., higher-order cumulants of net proton-number fluctuations which are considered to be good proxies for cumulants of net baryon-number fluctuations. Results, obtained with BES-I at RHIC, indicate that qualitative changes in the behavior of net proton-number fluctuations occur at beam energies $\sqrt{s_{NN}} \sim 20$ GeV [17,18]. This may hint at the existence of a critical point for large values of the baryon chemical potential.

While the finding of nonmonotonic behavior of higher-order cumulants of net proton-number fluctuations generated well-justified excitement [17,18], we still need to establish that this behavior is caused by thermal fluctuations in the vicinity of a critical point and that these higher-order cumulants indeed probe thermal conditions at the time of freeze-out. As pointed out in Ref. [19] at least for small values of the baryon chemical potential the first four cumulants of net baryon-number fluctuations, i.e., mean [$M_B \equiv \chi_1^B(T, \vec{\mu})$,

variance [$\sigma_B^2 = \chi_2^B(T, \vec{\mu})$], skewness [$S_B = \chi_3^B(T, \vec{\mu})/\chi_2^B(T, \vec{\mu})^{3/2}$] and kurtosis [$\kappa_B = \chi_4^B(T, \vec{\mu})/\chi_2^B(T, \vec{\mu})^2$] are predicted in QCD equilibrium thermodynamics to be related. For $\mu_S = \mu_Q = 0$ one finds

$$\begin{aligned} \kappa_B \sigma_B^2 &< S_B \sigma_B^3 / M_B, \\ \Leftrightarrow \frac{\chi_4^B(T, \vec{\mu})}{\chi_2^B(T, \vec{\mu})} &< \frac{\chi_3^B(T, \vec{\mu})}{\chi_1^B(T, \vec{\mu})}. \end{aligned} \quad (3)$$

This relation, which is only slightly violated in strangeness neutral systems, has been established in lattice QCD calculations using next-to-leading-order (NLO) Taylor expansions of the first four cumulants of net baryon-number fluctuations [19]. The data on cumulants of net-proton number fluctuations, obtained by STAR during BES-I [18] at beam energies $\sqrt{s_{NN}} \geq 19.6$ GeV are, on average, consistent with this finding [19]. However, statistical errors are large and, for instance, data obtained at $\sqrt{s_{NN}} = 62.4$ GeV violate the above relation. Results at several other beam energies are inconclusive due to the large statistical errors on the fourth-order cumulant ratio $\kappa_B \sigma_B^2$. To this extent recent high-statistics data obtained by the STAR Collaboration at $\sqrt{s_{NN}} = 54.4$ GeV [20] are encouraging. As will be discussed in Sec. IV, these data fulfill the above inequality and the difference of the cumulant ratios given in Eq. (3) agrees with lattice QCD results even on a quantitative level.

We will present here new results on the density dependence of up to sixth-order cumulants of net baryon-number fluctuations. We calculate Taylor series at nonzero values of the baryon-number, electric-charge and strangeness chemical potentials that involve up to eighth-order cumulants. We perform these expansions for the case of strangeness neutral systems, $n_S = 0$, with a ratio of electric charge to baryon number, $n_Q/n_B = 0.4$, that is representative of the conditions met in heavy-ion collisions. This allows to construct Taylor expansions for n th-order cumulants,¹ $\chi_n^B(T, \mu_B)$, up to $\mathcal{O}(\mu_B^{8-n})$.

For the case of the skewness and kurtosis ratios, $S_B \sigma_B^3 / M_B$ and $\kappa_B \sigma_B^2$, respectively, we thus can extend earlier NLO calculations and perform next-to-next-to-leading-order (NNLO) expansions that allow to better control truncation effects in the Taylor series. We also present, for the first time, results from NLO calculations for the hyper-skewness and hyper-kurtosis (fifth- and sixth-order cumulants) ratios $\chi_5^B(T, \mu_B) / \chi_1^B(T, \mu_B)$ and $\chi_6^B(T, \mu_B) / \chi_2^B(T, \mu_B)$. We show that these ratios are expected to be negative at $\sqrt{s_{NN}} = 54.4$ GeV, in contrast to the preliminary findings for sixth-order cumulants of net proton-number fluctuations reported by the STAR Collaboration [20].

¹Rather than specifying in the argument of χ_n^B all three chemical potentials, $\vec{\mu}$, we give in the strangeness neutral case only the baryon chemical potential.

This paper is organized as follows. In the next section we briefly present our calculational setup, the new statistics collected on lattices of size $32^3 \times 8$ and $48^3 \times 12$ and the general fitting ansatz used for fits at fixed values of $N_\tau = 8$ and 12, joint fits of these data as well as continuum limit estimates. In Sec. III we present results for Taylor expansions of cumulants of net baryon-number fluctuations that use up to eighth-order cumulants. We compare these results with experimental data for cumulants of net proton-number fluctuations in Sec. IV. Section V contains our conclusions. Explicit expressions for the first four Taylor expansion coefficients of net baryon-number cumulants are given in the Appendix.

II. CALCULATIONAL SETUP

Up to fourth-order cumulants of net baryon-number fluctuations have been calculated previously [19,21,22] in a next-to-leading-order Taylor expansion. In particular, we performed calculations [19] with the highly improved staggered quark [23] discretization scheme for (2 + 1)-flavor QCD with a physical strange quark mass and two degenerate, physical light quark masses. Here we extend these calculations by increasing the number of gauge field configurations generated on lattices of size $32^3 \times 8$ and $48^3 \times 12$ by a factor of 3–5 in the transition region and at least a factor of 2 at other values of the temperature. This allows us to calculate up to eighth-order cumulants of net baryon-number, net strangeness and net electric-charge fluctuations, including also their correlations, at vanishing values of the chemical potentials. These cumulants provide expansion coefficients in Taylor series for net baryon-number cumulants $\chi_n^B(T, \vec{\mu})$. We calculate NLO expansions for fifth- and sixth-order cumulants and obtain NNLO results for third- and fourth-order cumulants. In the case of first- and second-order cumulants, i.e., the mean and variance of net baryon-number distributions, we even obtain next-to-NNLO (NNNLO) results. The set of gauge field ensembles, which has been used in this analysis, and the number of gauge field configurations per ensemble on lattices with temporal extent $N_\tau = 8$ and 12 are summarized in Table I.

Results for up to eighth-order diagonal net baryon-number susceptibilities, $\chi_n^B \equiv \chi_n^B(T, 0)$, are given in Fig. 1. For the quadratic fluctuations, χ_2^B , we also show results for lattices with temporal extent $N_\tau = 6$, which were already used in Ref. [7]. For the eighth-order cumulant, χ_8^B , we only show our results for $N_\tau = 8$ as statistical errors on the $N_\tau = 12$ data are still too large. The bands shown in these figures give a continuum extrapolation for $\chi_2^B(T)$ using data from calculations for three different lattice spacings ($aT = 1/N_\tau$) and a continuum estimate for $\chi_4^B(T)$ based on $N_\tau = 8$ and 12 data sets. For $\chi_6^B(T)$ and $\chi_8^B(T)$ we only show spline interpolations of the data obtained on the $32^3 \times 8$ lattices. Results for these

TABLE I. Number of gauge field configurations on lattices of size $32^3 \times 8$ and $48^3 \times 12$ used in the analysis of up to eighth-order Taylor expansion coefficients. The values of the gauge coupling as well as the strange and light quark mass parameter at these temperature values are taken from Ref. [24], where details on the statistics available on the $24^3 \times 6$ lattices were also given. All configurations are separated by 10 time units in rational hybrid Monte Carlo simulations [24].

$N_\tau = 8$		$N_\tau = 12$	
T [MeV]	No. of conf.	T [MeV]	No. of conf.
134.64	1 275 380	134.94	256 392
140.45	1 598 555	140.44	368 491
144.95	1 559 003	144.97	344 010
151.00	1 286 603	151.10	308 680
156.78	1 602 684	157.13	299 029
162.25	1 437 436	161.94	214 671
165.98	1 186 523	165.91	156 111
171.02	373 644	170.77	144 633
175.64	294 311	175.77	131 248

cumulants, obtained from calculations within a noninteracting hadron resonance gas (HRG) model that use resonances from the Particle Data Tables [25] (PDG-HRG) as well as additional resonances calculated within the quark model [26,27] (QM-HRG) are given by lines. The latter list contains additional resonances not (yet) observed experimentally.

We determine the expansion coefficients, $\tilde{\chi}_n^{B,k}(T)$, for Taylor series of n th-order cumulants,

$$\chi_n^B(T, \mu_B) = \sum_{k=0}^{k_{\max}} \tilde{\chi}_n^{B,k}(T) \hat{\mu}_B^k, \quad (4)$$

for the case of vanishing net strangeness density, $n_S = 0$, and an electric-charge to baryon-number ratio, $n_Q/n_B = 0.4$. Explicit expressions for the NLO expansion coefficients of up to sixth-order net baryon-number cumulants are given in Ref. [19]. The explicit form of the higher-order expansion coefficients are given in the Appendix.

Using the Taylor series for n th-order cumulants, Eq. (4), we construct cumulant ratios with polynomials of order $[k_{\max}, l_{\max}]$,

$$R_{nm}^B = \frac{\chi_n^B(T, \mu_B)}{\chi_m^B(T, \mu_B)} = \frac{\sum_{k=1}^{k_{\max}} \tilde{\chi}_n^{B,k}(T) \hat{\mu}_B^k}{\sum_{l=1}^{l_{\max}} \tilde{\chi}_m^{B,l}(T) \hat{\mu}_B^l}. \quad (5)$$

In order to control systematic effects arising from the truncation of the Taylor series expansion for the cumulant ratios R_{nm}^B , we calculate these ratios using different orders of the Taylor expansion for the cumulants appearing in the numerator and denominator of these ratios. We analyzed the polynomial ratios for different $[k_{\max}, l_{\max}]$ as well as Taylor expansions of the ratios themselves. We find that the

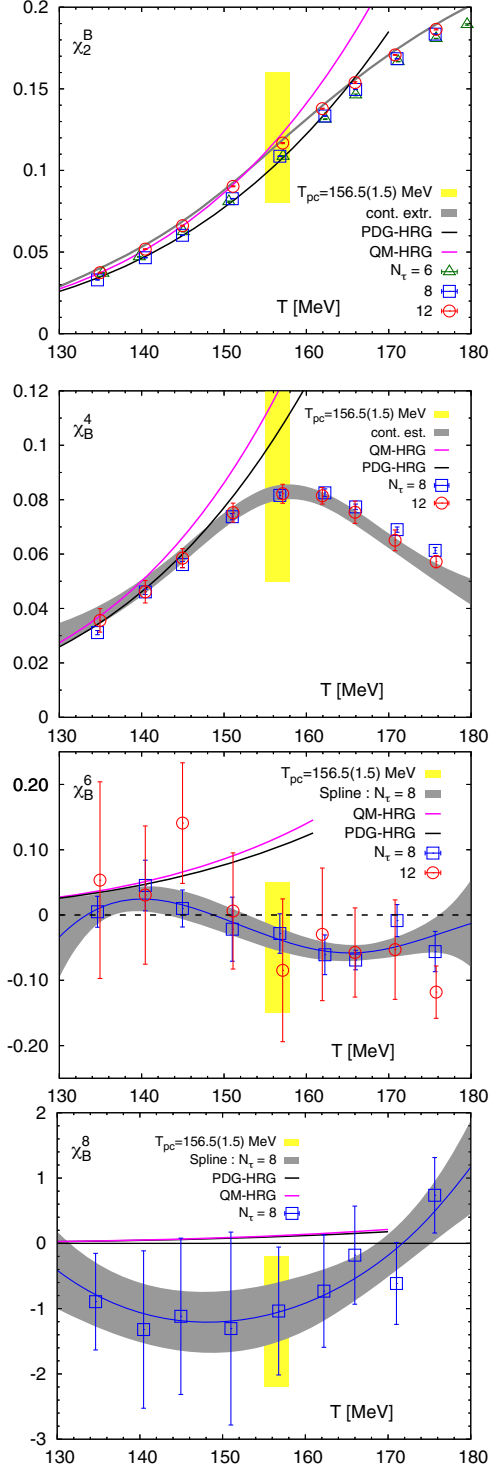


FIG. 1. Cumulants of net baryon-number fluctuations from second to eighth order (top to bottom) evaluated at $\mu_B = 0$ on lattices of size $N_\sigma^3 \times N_\tau$ with $N_\sigma = 4N_\tau$. For further details see text.

former are more stable at large μ_B/T . In the following we will use the ratios of polynomials with $[k_{\max}, l_{\max}]$ corresponding to identical orders (LO, NLO, NNLO, NNNLO) of expansions in the cumulants appearing in the numerator and denominator, respectively.

We fit cumulant ratios using a rational polynomial ansatz,

$$f(T, \hat{\mu}_B) = \frac{\sum_{n=0}^{N_{\max}} a_n(\hat{\mu}_B) \bar{T}^n}{\sum_{m=0}^{M_{\max}} b_m(\hat{\mu}_B) \bar{T}^m}, \quad \text{with} \quad \bar{T} = \frac{T}{T_0}, \quad (6)$$

where T_0 is some arbitrary scale. When using this rational polynomial ansatz for fits at nonzero μ_B we allow for a quadratic μ_B dependence of all expansion coefficients, $a_n(\hat{\mu}_B) = a_{n,0} + a_{n,2}\hat{\mu}_B^2$ and similarly for $b_n(\hat{\mu}_B)$. When performing joint fits of data on lattices with different sizes and lattice spacings, a , we allow for $\mathcal{O}(a^2)$ cutoff corrections that are parametrized in terms of the temporal lattice extent $N_\tau = 1/aT$, e.g.,

$$f(T, \hat{\mu}_B) = h(T, \hat{\mu}_B) + \frac{1}{N_\tau^2} g(T, \hat{\mu}_B), \quad (7)$$

with $g(T, \hat{\mu}_B)$ and $h(T, \hat{\mu}_B)$ being rational polynomials of the type given in Eq. (6).

III. CUMULANTS OF NET BARYON-NUMBER FLUCTUATIONS

A. Mean and variance of net baryon-number fluctuations

We have calculated the ratio of the mean, $M_B = \chi_1^B(T, \mu_B)$, and variance, $\sigma_B^2 = \chi_2^B(T, \mu_B)$, of net baryon-number fluctuations,

$$R_{12}^B(T, \mu_B) \equiv \frac{M_B}{\sigma_B^2} = \frac{\chi_1^B(T, \mu_B)}{\chi_2^B(T, \mu_B)}, \quad (8)$$

for systems with vanishing net strangeness, $n_S = 0$, and a net electric-charge to net baryon-number density $n_Q/n_B = 0.4$ on lattices with temporal extent $N_\tau = 8$ and 12. Using up to eighth-order Taylor expansion coefficients, we can construct Taylor series up to order $\mathcal{O}(\hat{\mu}_B^7)$ and $\mathcal{O}(\hat{\mu}_B^6)$ for $\chi_1^B(T, \mu_B)$ and $\chi_2^B(T, \mu_B)$, respectively. Truncating these series at k_{\max} and $l_{\max} = k_{\max} - 1$, respectively, we construct the $[k_{\max}, l_{\max}]$ polynomial ratios which provide leading-order ($[1, 0]$), next-to-leading-order ($[3, 2]$) etc., approximations for the ratio of the mean and variance of the distribution for net baryon-number fluctuations, $R_{12}^B \equiv M_B/\sigma_B^2$. Results for different $[k_{\max}, l_{\max}]$ are shown in Fig. 2. The figure shows results obtained on lattices with temporal extent $N_\tau = 8$ and 12 at a temperature² $T \simeq 157$ MeV which is close to the pseudocritical temperature at $\mu_B = 0$.

We find that cutoff effects are negligible for $\mu_B/T \leq 1$ and remain comparable to the statistical errors for the

²As is evident from Table I the temperatures differ slightly for the two lattice sizes: $T = 156.76$ MeV for $N_\tau = 8$ and $T = 157.13$ MeV for $N_\tau = 12$, respectively.

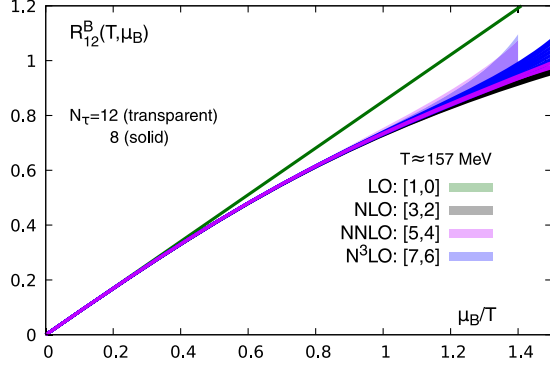


FIG. 2. Expansion of $R_{12}^B \equiv M_B/\sigma_B^2$ at a fixed temperature close to the pseudocritical line $T_{pc}(\mu_B)$ versus the baryon chemical potential. Shown are results from up to NNNLO expansions on lattices of size $32^3 \times 8$ and $48^3 \times 12$.

$N_\tau = 12$ data at least up to $\mu_B/T \simeq 1.2$. This holds true in the entire temperature range $T \in [135 \text{ MeV}; 175 \text{ MeV}]$ analyzed by us. Differences in R_{12}^B constructed from NNLO and NNNLO Taylor series of the cumulants are about 2% for $\mu_B/T = 1$.

As the temperature dependence of R_{12}^B is weak in the temperature range considered by us and also deviations of the μ_B dependence from the leading order, linear behavior are moderate we find that using [2, 3] rational polynomials in both terms of the fit ansatz given in Eq. (7) are sufficient for obtaining good fits to the data. We performed fits separately for the NNLO and NNNLO data sets at fixed values of T and $\mu_B/T \leq 1.2$. The resulting continuum estimates for R_{12}^B , evaluated for several values of the temperature in the vicinity of the pseudocritical temperature, $T_{pc}(0)$, are shown in Fig. 3. We note that the variation with temperature is small. As will be discussed in Sec. IV the results obtained for R_{12}^B at $\mu_B \lesssim 125 \text{ MeV}$ are in good agreement with HRG model calculations. For larger values of μ_B we find, however, $R_{12}^{B,QCD} > R_{12}^{B,HRG}$, which reflects the large deviations of higher-order cumulants, evaluated in QCD at $\mu_B = 0$, from the corresponding HRG values.

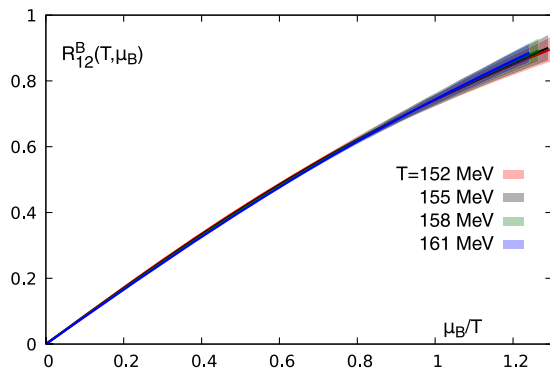


FIG. 3. Continuum estimate for R_{12}^B based on NNNLO expansion results obtained on lattices of size $32^3 \times 8$ and $48^3 \times 12$.

B. Skewness and kurtosis of net baryon-number fluctuations

While the low-order cumulants $M_B = \chi_1^B(T, \mu_B)$, $\sigma_B^2 = \chi_2^B(T, \mu_B)$ and their ratio are in good agreement with HRG model calculations that use noninteracting, point-like hadrons at and below T_{pc} (see also discussion in Sec. IV), this clearly is not the case for higher-order cumulants. This is apparent in calculations of the skewness and kurtosis ratios,

$$R_{31}^B(T, \mu_B) = \frac{S_B \sigma_B^3}{M_B} = \frac{\chi_3^B(T, \mu_B)}{\chi_1^B(T, \mu_B)}, \quad (9)$$

$$R_{42}^B(T, \mu_B) = \kappa_B \sigma_B^2 = \frac{\chi_4^B(T, \mu_B)}{\chi_2^B(T, \mu_B)}, \quad (10)$$

which both are unity in noninteracting HRG model calculations, but are known to be significantly smaller in lattice QCD calculations already in the vicinity of the pseudocritical temperature, $T_{pc}(0)$, at vanishing values of the baryon chemical potential. Moreover, in contrast to the cumulant ratio R_{12}^B , the ratios R_{31}^B and R_{42}^B show a much stronger temperature dependence and a milder dependence on μ_B . It thus has been suggested that the ratio R_{12}^B is well suited to determine the baryon chemical potential from experimental data, while the ratios R_{31}^B and R_{42}^B constrain the temperature [21,28].

Using our results for up to eighth-order cumulants of conserved charge fluctuations and correlations, we can construct NNLO expansions for the third- and fourth-order cumulants $\chi_3^B(T, \mu_B)$ and $\chi_4^B(T, \mu_B)$, where again the electric-charge and strangeness chemical potentials have been fixed by demanding $n_S = 0$ and $n_Q/n_B = 0.4$. With this we determine up to NNLO results for the skewness and kurtosis cumulant ratios R_{31}^B and R_{42}^B .

We again first use our high-statistics data obtained on the $N_\tau = 8$ lattices to analyze the effect of truncations of the Taylor expansions at finite orders of μ_B . We used the fit ansatz given in Eq. (6) and performed fits to LO, NLO and NNLO results for the ratios R_{31}^B and R_{42}^B in the temperature range [135 MeV; 175 MeV] and for baryon chemical potentials $\mu_B \leq 160 \text{ MeV}$. Results from these fits are shown in Fig. 4 for four values of the temperature in the vicinity of the pseudocritical temperature $T_{pc}(0)$. The two central T values, $T = 155$ and 158 MeV , correspond to the lower and upper end of the error band for the pseudocritical temperature at $\mu_B = 0$. The lowest temperature, $T = 152 \text{ MeV}$ reflects the lowest T value reached on the pseudocritical line $T_{pc}(\mu_B)$ at $\mu_B/T = 1$. For clarity we show in Fig. 4 the LO results, which are μ_B independent, only for the lowest temperature. Of course, at all temperature values the LO results coincide with the values of R_{31}^B and R_{42}^B at $\mu_B = 0$. We also note that in the range of chemical potentials, $0 \leq \mu_B/T \leq 1$, the pseudocritical temperature only varies slightly. The data shown in Fig. 4 thus

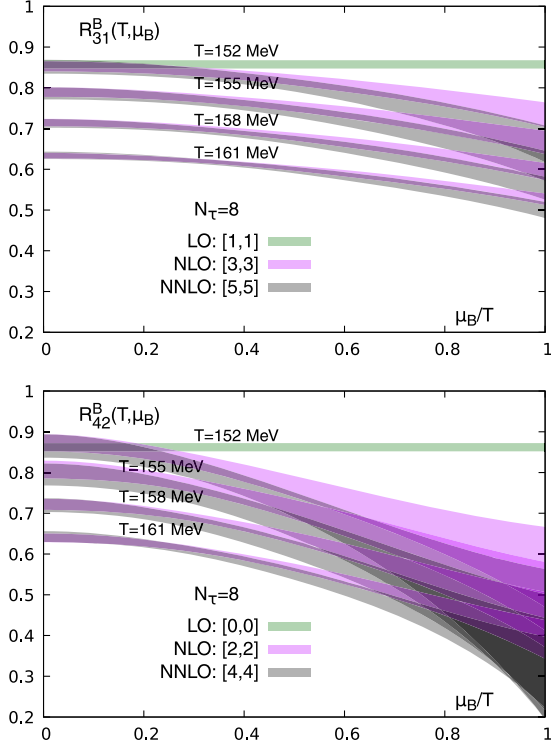


FIG. 4. The cumulant ratios $R_{31}^B(T, \mu_B) \equiv S_B \sigma_B^3 / M_B$ (top) and $R_{42}^B(T, \mu_B) \equiv \kappa_B \sigma_B^2$ (bottom) versus μ_B/T for four different values of the temperature calculated from LO, NLO and NNLO Taylor expansions of the cumulants $\chi_n^B(T, \mu_B)$ on lattices with temporal extent $N_\tau = 8$.

cover the entire parameter range of relevance for the calculation of these cumulant ratios on the pseudocritical line for $\mu_B/T \lesssim 1$.

In Ref. [19] we showed that the skewness and kurtosis ratios R_{31}^B and R_{42}^B are almost identical at leading order, $\mathcal{O}(\mu_B^0)$. The NLO correction to the kurtosis ratio R_{42}^B , however, is about a factor of 3 larger than that for the skewness ratio R_{31}^B . Figure 4 suggests that these relations are still well respected by the NNLO results. The slope of $R_{42}^B(T, \mu_B)$ as a function of $\hat{\mu}_B$ at fixed T is significantly larger than that of $R_{31}^B(T, \mu_B)$ and, in fact, it is still consistent with being about a factor of 3 larger. This is shown in Fig. 5 where we compare the μ_B -dependent parts of R_{31}^B and $R_{42}^B/3$. Also shown in this figure are the second derivatives of $R_{31}^B(T, \mu_B)$ and $R_{42}^B(T, \mu_B)/3$ with respect to μ_B/T .

Compared to the lower-order ratio R_{12}^B higher-order corrections in the Taylor expansion of R_{31}^B are significantly larger. In the temperature range shown in Fig. 4 corrections to the NLO results, arising from the NNLO, $\mathcal{O}(\mu_B^5)$, corrections in the Taylor expansions of the cumulants $\chi_3^B(T, \mu_B)$, are about 5% at $\mu_B/T = 0.8$ and rise to about 10% at $\mu_B/T = 1$. Consequently truncation effects in R_{42}^B are about a factor of 3 larger.

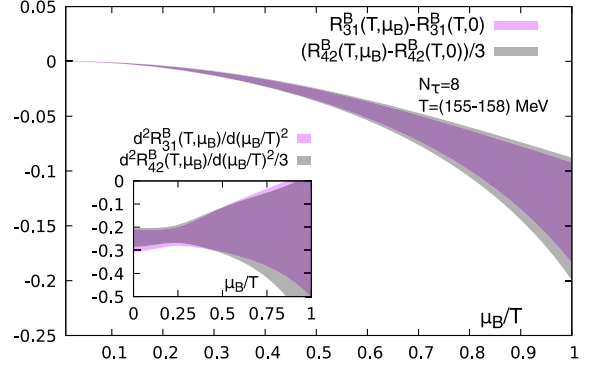


FIG. 5. The μ_B -dependent correction to R_{31}^B compared to one third of the correction for R_{42}^B . The inset shows a comparison of the second derivatives of R_{31}^B and $R_{42}^B/3$ with respect to μ_B/T .

In Fig. 6 we show results for the skewness and kurtosis ratios $R_{31}^B(T, \mu_B)$ and $R_{42}^B(T, \mu_B)$ obtained at $\mu_B = 0$ on lattices with temporal extent $N_\tau = 8$ and 12. Obviously results for $N_\tau = 12$ are systematically below those for $N_\tau = 8$. This is in accordance with the observed shift of the pseudocritical temperatures [7] to smaller values with increasing N_τ or, equivalently, decreasing lattice spacing at fixed temperature $aT = 1/N_\tau$. When performing joint fits to the $N_\tau = 8$ and 12 data, using the ansatz given in

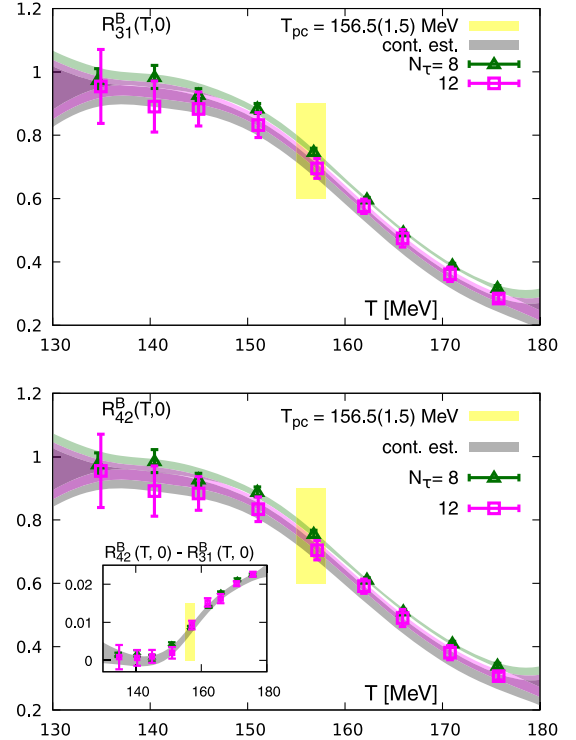


FIG. 6. Continuum estimates for the skewness ratio, $R_{31}^B \equiv S_B \sigma_B^3 / M_B$ (top), and kurtosis ratio $R_{42}^B \equiv \kappa_B \sigma_B^2$ (bottom) at $\mu_B = 0$ based on results obtained on lattices of size $32^3 \times 8$ and $48^3 \times 12$, respectively. The inset in the bottom figure shows the difference $R_{42}^B - R_{31}^B$ at $\mu_B = 0$ as function of T .

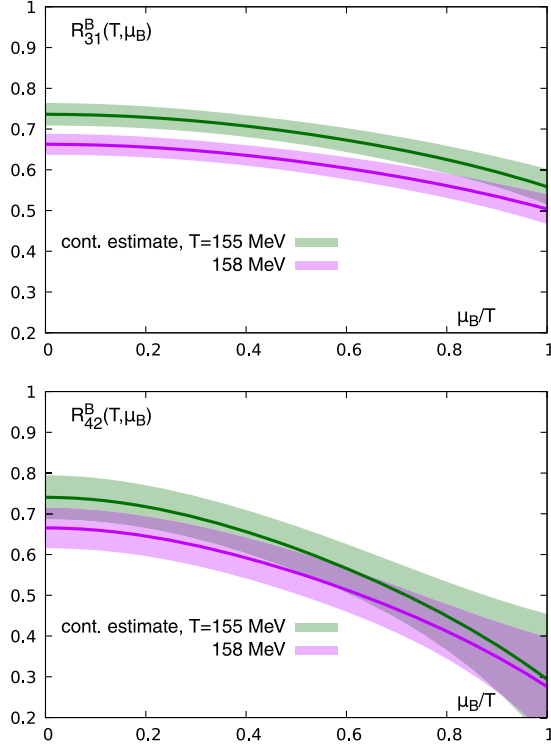


FIG. 7. Continuum estimates for the skewness (top) and kurtosis (bottom) ratios obtained from joint fits to data obtained on lattices with temporal extent $N_\tau = 8$ and 12.

Eq. (7), we find that within our current statistical errors on the $N_\tau = 12$ data we cannot resolve any T or μ_B/T dependence of cutoff effects. It thus suffices to use a constant ansatz for the cutoff corrections, i.e., we use $g(T, \mu_B) = a_{0,0}$ and a [3, 4] rational polynomial for the continuum limit result $f(T, \mu_B)$. A joint fit to the $N_\tau = 8$ and 12 data yields $a_{0,0} = 3.2(1.5)$ for $R_{31}^B(T, \mu_B)$ and $a_{0,0} = 3.2(3.0)$ for $R_{42}^B(T, \mu_B)$. The resulting continuum limit estimates at $\mu_B = 0$ are also shown in Fig. 6.

The inset in Fig. 6 (bottom) shows the continuum estimate for the difference $R_{42}^B - R_{31}^B$ at $\mu_B = 0$ as a function of T . At temperatures below $T \simeq 150$ MeV this difference is consistent with being zero. In the crossover region, $T_{pc}(0) = 156.5(1.5)$ MeV we find that the difference is slightly positive, $R_{42}^B(T_{pc}) - R_{31}^B(T_{pc}) = 0.008(3)$.

Continuum estimates for $R_{31}^B(T, \mu_B)$ and $R_{42}^B(T, \mu_B)$ at two values of the temperature, corresponding to the current error band for the pseudocritical temperature at $\mu_B = 0$ are shown in Fig. 7.

C. Hyper-skewness and hyper-kurtosis of net baryon-number fluctuations

The fifth- and sixth-order cumulants are related to the corresponding fifth- and sixth-order standardized moments, i.e., the hyper-skewness, S^H , and hyper-kurtosis, κ^H . We consider here the cumulant ratios for fifth- and sixth-order cumulants of net baryon-number fluctuations,

$$R_{51}^B(T, \mu_B) \equiv \frac{S_B^H \sigma_B^5}{M_B} = \frac{\chi_5^B(T, \mu_B)}{\chi_1^B(T, \mu_B)},$$

$$R_{62}^B(T, \mu_B) \equiv \kappa_B^H \sigma_B^4 = \frac{\chi_6^B(T, \mu_B)}{\chi_2^B(T, \mu_B)}. \quad (11)$$

Unlike the ratios for skewness and kurtosis cumulants, the corresponding ratios involving fifth- and sixth-order cumulants are negative already at $\mu_B = 0$ in a broad temperature interval in the vicinity of $T_{pc}(0)$ and become smaller with increasing μ_B . This reflects the properties of the sixth- and eighth-order cumulants shown in Fig. 1.

The μ_B dependence of the cumulant ratios R_{51}^B and R_{62}^B follows a pattern similar to that of the skewness and kurtosis ratios. In particular, at LO both ratios are almost identical and the NLO correction to R_{62}^B is about a factor of 3 larger than that for R_{51}^B . Like in the case of the corresponding relations for the skewness and kurtosis ratios these relations simply result from the structure of Taylor expansions for odd and even cumulants [19]. The relations are exact for expansions at vanishing μ_Q and μ_S and apparently they are not much altered in the strangeness neutral case $n_S = 0$ with $n_Q/n_B = 0.4$. A fit to the $N_\tau = 8$ lattice QCD results for the difference $R_{62}^B - R_{51}^B$ at $\mu_B = 0$ yields 0.029(9).

While statistical errors are strongly correlated between the fifth- and sixth-order cumulants they are large for each of these cumulants individually. For this reason we only present results for these cumulants obtained on lattices with temporal extent $N_\tau = 8$ and evaluate the NLO corrections only for $\mu_B/T \leq 0.8$. NLO results for $R_{51}^B(T, \mu_B)$ and $R_{62}^B(T, \mu_B)$ are shown in Fig. 8.

Obviously NLO corrections for these ratios are negative and substantially larger than those in the skewness and kurtosis ratios. In the vicinity of the pseudocritical temperature the difference between LO and NLO results at $\mu_B/T = 0.8$ is about an order of magnitude larger in $R_{51}^B(T, \mu_B)$ than in $R_{31}^B(T, \mu_B)$. This is also the case when comparing $R_{62}^B(T, \mu_B)$ with $R_{42}^B(T, \mu_B)$.

The magnitude and sign of the NLO corrections to fifth- and sixth-order cumulants in relation to corresponding results for the third- and fourth-order cumulants is evident from the structure of the corresponding Taylor expansion coefficients. It is easy to see this in Taylor expansions performed at $\mu_Q = \mu_S = 0$. In this case one has, for instance,

$$\chi_4^B(T, \mu_B) = \chi_4^B + \frac{\chi_6^B}{2} \left(\frac{\mu_B}{T}\right)^2 + \frac{\chi_8^B}{24} \left(\frac{\mu_B}{T}\right)^4 + \dots, \quad (12)$$

$$\chi_6^B(T, \mu_B) = \chi_6^B + \frac{\chi_8^B}{2} \left(\frac{\mu_B}{T}\right)^2 + \dots \quad (13)$$

As can be deduced from Fig. 1, despite the large errors on current results for χ_8^B , the cumulants χ_6^B and χ_8^B are both negative in the vicinity of the pseudocritical temperature; however the absolute value of the eighth-order cumulant is

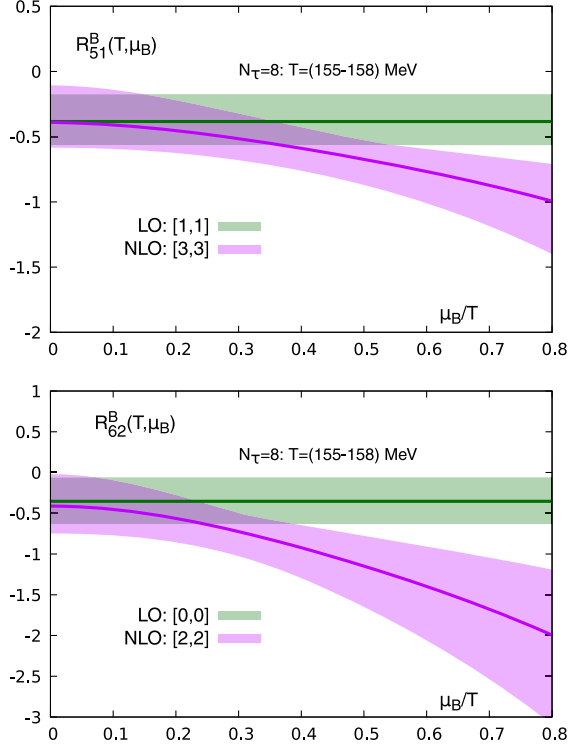


FIG. 8. The cumulant ratios $R_{51}^B(T, \mu_B)$ and $R_{62}^B(T, \mu_B)$ versus μ_B/T from LO and NLO Taylor expansions of the cumulants calculated on lattices with temporal extent $N_\tau = 8$.

about an order of magnitude larger. This results in the much larger NLO correction to the expansion of $\chi_6^B(T, \mu_B)$. Although the expansions of all cumulants $\chi_n^B(T, \mu_B)$ will have the same radius of convergence it is apparent that expansions for higher-order cumulants will converge more slowly. Higher-order corrections to $\chi_5^B(T, \mu_B)$ and $\chi_6^B(T, \mu_B)$ will thus be needed to arrive at firm conclusions on the behavior of these cumulants close to $\mu_B/T \simeq 1$. For $\mu_B/T \simeq 0.3$; however, the NLO correction is about an order of magnitude smaller and thus of similar magnitude as the NNLO correction to $\chi_3^B(T, \mu_B)$ and $\chi_4^B(T, \mu_B)$ at $\mu_B/T \simeq 1$.

For small values of the baryon chemical potential and $\mu_S = \mu_Q = 0$ we thus may extend the result on the ordering of cumulant ratios stated in Eq. (3) and also include results for the fifth- and sixth-order cumulant ratios,

$$\frac{\chi_6^B(T, \vec{\mu})}{\chi_2^B(T, \vec{\mu})} < \frac{\chi_5^B(T, \vec{\mu})}{\chi_1^B(T, \vec{\mu})} < \frac{\chi_4^B(T, \vec{\mu})}{\chi_2^B(T, \vec{\mu})} < \frac{\chi_3^B(T, \vec{\mu})}{\chi_1^B(T, \vec{\mu})}. \quad (14)$$

IV. BARYON-NUMBER FLUCTUATIONS ON THE PSEUDOCRITICAL LINE AND THE CUMULANTS OF NET PROTON-NUMBER FLUCTUATIONS

In this section we compare results on higher-order cumulants of net proton-number fluctuations, obtained by the STAR Collaboration during BES-I at RHIC [18,20], with our results for cumulants of net baryon-number fluctuations

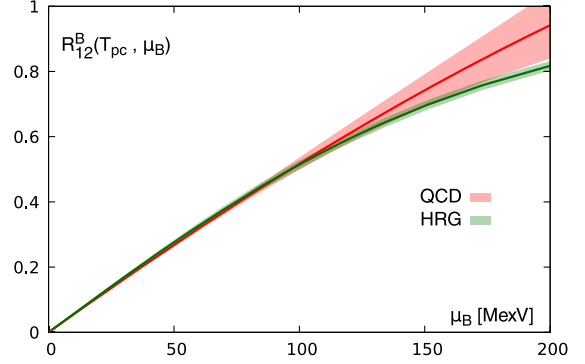


FIG. 9. The cumulant ratio $R_{12}^B(T, \mu_B)$ evaluated on the pseudocritical line $T_{pc}(\mu_B)$ for the case $n_S = 0$ and $n_Q/n_B = 0.4$. Also shown is the corresponding result obtained in HRG model calculations. In the latter case the width of the line reflects differences resulting from using particle spectra for a noninteracting HRG listed in the Particle Data Tables as well as resulting within quark model calculations.

calculated in QCD on the pseudocritical line given in Eq. (1). The pseudocritical line shows only a rather weak dependence on μ_B . The $\mathcal{O}(\mu_B^4)$ correction to $T_{pc}(\mu_B)$ is found to be zero within errors [19]. For $\mu_B \leq T_{pc}(0)$ it changes from $T = 156.5(1.5)$ to $154.5(2.0)$ MeV. This range of temperatures is well covered by the results for cumulant ratios as a function of μ_B evaluated at fixed values of the temperature that have been shown in the previous section.

In Fig. 9 we show results for $R_{12}^B(T_{pc}(\mu_B), \mu_B)$ on the pseudocritical line and compare with results obtained from noninteracting HRG model calculations that utilize hadron resonance gas spectra as listed in the Particle Data Tables [25] as well as spectra calculated in quark models [26,27]. As can be seen in Fig. 9 HRG model calculations for R_{12}^B agree well with QCD results obtained on the pseudocritical line up to about $\mu_B/T \simeq 0.8$ or $\mu_B \simeq 125$ MeV. This suggests that the use of low-order HRG cumulants, in particular the mean of hadron distributions (hadron yields) that are used experimentally to determine freeze-out parameters, may be appropriate at small values of the baryon chemical potential or small net baryon-number densities. The HRG model estimates of freeze-out parameters [12] suggest that the range of baryon chemical potentials $\mu_B/T \lesssim 1$ corresponds to thermal conditions at freeze-out generated in heavy-ion experiments at beam energies $\sqrt{s_{NN}} \gtrsim 27$ GeV. Figure 9 suggests that below this value of $\sqrt{s_{NN}}$ HRG model determinations of baryon chemical potentials differ from QCD determinations by more than 10%. It thus may be useful to eliminate μ_B in favor of a directly accessible physical observable, e.g., R_{12}^B .

At least for $\mu_B \lesssim 200$ MeV truncation errors in the Taylor expansion of the first two cumulants, the mean and variance, as well as lattice discretization errors are small. The continuum limit extrapolation for $R_{12}^B(T_{pc}(\mu_B), \mu_B)$, shown in Fig. 9 thus does not suffer from truncation errors in the Taylor

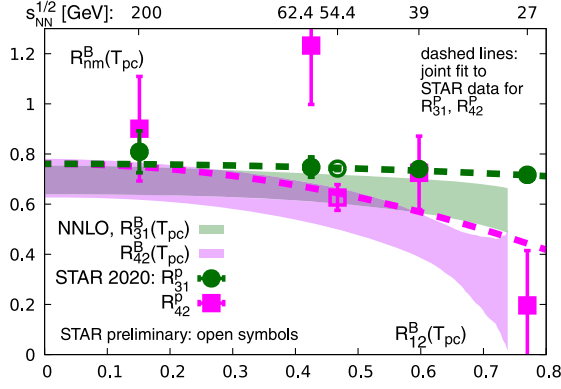


FIG. 10. The cumulant ratios (bands) $R_{31}^B(T, \mu_B) \equiv S_B \sigma_B^3 / M_B$ and $R_{42}^B(T, \mu_B) \equiv \kappa_B \sigma_B^2$ versus $R_{12}^B(T, \mu_B) \equiv M_B / \sigma_B^2$ on the pseudocritical line calculated from NNLO Taylor series. Data are results on cumulant ratios of net proton-number fluctuations obtained by the STAR Collaboration [18]. Also shown are preliminary results obtained at $\sqrt{s_{NN}} = 54.4$ GeV [20]. Dashed lines show joint fits to the data as described in the text.

series at least up to $\mu_B/T = 1.2$. It is a monotonically rising function³ of μ_B . This allows to replace the chemical potential in an analysis of higher-order cumulant ratios in favor of R_{12}^B . We have done so for the comparison of higher-order cumulant ratios calculated in lattice QCD on the pseudocritical line with experimental data on cumulants of net proton-number fluctuations. In Fig. 10 we show the skewness and kurtosis ratios, R_{31}^B and R_{42}^B , on the pseudocritical line as a function of R_{12}^B , which also has been evaluated on the pseudocritical line. Similar results for the hyper-skewness and hyper-kurtosis ratios are shown in Fig. 11.

In Fig. 10 we show lattice QCD results up to $R_{12}^B = 0.75$, which corresponds to $\mu_B = T_{pc}(\mu_B) \simeq 154.5$ MeV. The width of the bands shown in the figure reflect the error on $T_{pc}(\mu_B)$ as given in Eq. (1) as well as the error on the NNLO and continuum limit estimates for R_{31}^B and R_{42}^B . Note that the upper ends of these error bands correspond to the lower temperature, i.e., $T = 155$ MeV at $\mu_B = 0$ and $T \simeq 152.5$ MeV at $\mu_B/T = 1$.

Also shown in this figure are results for the skewness and kurtosis ratios of net proton-number fluctuations obtained by the STAR Collaboration [18,20]. These ratios are plotted versus the measured ratio of the mean and variance of net proton-number fluctuations, which is taken as a proxy for the net baryon-number cumulant ratio⁴ R_{12}^B .

³Note that this will no longer be the case when one comes close to a critical point, where χ_2^B is expected to diverge and $R_{12}^B(T_{pc}(\mu_B), \mu_B)$ thus would approach zero.

⁴In a noninteracting HRG with vanishing strangeness and electric-charge chemical potential the ratios of the mean and variance of net proton-number fluctuations and net baryon-number fluctuations are identical. In the case of a strangeness neutral ($n_S = 0$ with $n_Q/n_B = 0.4$), noninteracting HRG, however, the latter is about 10% smaller.

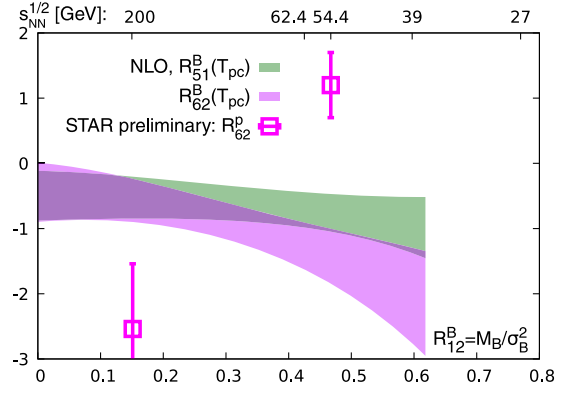


FIG. 11. The cumulant ratios $R_{51}^B(T, \mu_B)$ and $R_{62}^B(T, \mu_B)$ versus $R_{12}^B(T, \mu_B)$ evaluated on the pseudocritical line. Data are preliminary results for the cumulant ratio R_{62}^P of net proton-number fluctuations obtained by the STAR Collaboration at $\sqrt{s_{NN}} = 200$ and 54.4 GeV for the 0–40% centrality class [20].

As the experimentally determined skewness ratio of net proton-number fluctuations has a rather weak dependence on R_{12}^P and also the QCD result for R_{31}^B has a weak dependence on R_{12}^B , it obviously is not of much importance for the comparison of data and lattice QCD calculations whether R_{12}^P equals R_{12}^B or only is a proxy within say 10–20%. More relevant is the question to what extent the magnitude of R_{31}^P is a good approximation⁵ for R_{31}^B . A direct comparison between R_{31}^P and R_{31}^B , as shown in Fig. 10, suggests that freeze-out happens in the vicinity of but below the pseudocritical temperature. In fact, as can be seen in Figs. 4 and 7, the ratios R_{31}^B and R_{42}^B are decreasing functions of the temperature. Experimental data for R_{31}^P lying above the theoretical band for R_{31}^B , evaluated on the pseudocritical line, thus suggest that freeze-out happens at a lower temperature.

Although errors on experimental results for the kurtosis ratio R_{42}^P are large, they are thermodynamically consistent with the data on the skewness ratio as pointed out already in our earlier analysis [19]. This gets further support through recent high-statistics⁶ data obtained by the STAR Collaboration at $\sqrt{s_{NN}} = 54.4$ GeV [20]. These data are shown in Fig. 10 at $R_{12}^P = 0.4672(2)$. For this value of the beam energy the kurtosis ratio R_{42}^P is found to be smaller

⁵Many caveats for a direct comparison between net baryon-number fluctuations calculated in equilibrium thermodynamics and net proton-number fluctuations measured in heavy-ion collisions have been discussed in the literature [10,13]. The lattice QCD results shown in Fig. 10 thus may be considered only as a starting point for a more refined analysis of the experimental data that may take into account effects arising from experimental acceptance cuts, the small size of the hot and dense medium, nonequilibrium effects etc.

⁶The statistics at $\sqrt{s_{NN}} = 54.4$ GeV is a factor of 3.4 larger than at $\sqrt{s_{NN}} = 200$ GeV and a factor of 17–30 larger than for the other $\sqrt{s_{NN}}$ data sets shown in Fig. 10.

than R_{31}^P . The magnitude of this difference, $R_{42}^P - R_{31}^P = -0.12(5)$, is in good agreement with the corresponding lattice QCD result on the pseudocritical line. For the range $R_{12}^B = 0.45(5)$, which corresponds to $\mu_B = 80\text{--}100$ MeV, or $\mu_B/T = 0.57(7)$, we find from a fit to the difference of R_{42}^B and R_{31}^B , $R_{42}^B - R_{31}^B = -0.08(3)$. At these values of the baryon chemical potential (or for $R_{12}^B \simeq 0.5$) the NNLO results for the skewness and kurtosis ratios, presented in the previous section, seem to suffer little from truncation effects in the Taylor expansions.

Also shown in Fig. 10 with dashed lines is a joint fit to the experimental data on R_{31}^P and R_{42}^P [18] for $\sqrt{s_{NN}} \geq 19.6$ GeV using a quadratic ansatz, already used in Ref. [19],

$$\begin{aligned} R_{31}^P &= S_0 + S_2(R_{12}^P)^2, \\ R_{42}^P &= K_0 + K_2(R_{12}^P)^2, \end{aligned} \quad (15)$$

with $K_0 \equiv S_0$. Including the new data at $\sqrt{s_{NN}} = 54.4$ GeV yields a fit, consistent with Ref. [19], but further constrains the parameters. One finds $S_0 \equiv K_0 = 0.761(20)$, $S_2 = -0.077(70)$, and $K_2 = -0.54(22)$. From the continuum estimates of R_{31}^B and R_{42}^B at $\mu_B = 0$ shown in Fig. 6 one finds that the value of S_0 corresponds to a freeze-out temperature of $153.5(2.0)$ MeV. This temperature range is consistent with an earlier determination of the freeze-out temperature that was based on a comparison of the mean-to-variance ratio of net electric-charge and net proton-number ratios obtained by the STAR and PHENIX collaborations [29,30] with corresponding lattice QCD calculations for net electric-charge and net baryon-number cumulant ratios [31]. We also note that the ratio of the curvature of R_{42}^B and R_{31}^B on the pseudocritical (freeze-out) line tends to be larger than 3, which also has been noted in our previous analysis of the skewness and kurtosis ratios [19].

While the experimental data on the skewness and kurtosis cumulant ratios of net proton-number fluctuations, obtained at $\sqrt{s_{NN}} \geq 27$ GeV, are consistent with results on net baryon-number cumulants calculated within equilibrium QCD thermodynamics, this is not the case for the preliminary data on sixth-order cumulants presented by the STAR Collaboration [20]. The still preliminary data at $\sqrt{s_{NN}} = 200$ and 54.4 GeV, taken from the 0–40% centrality class, are shown in Fig. 11 together with the NLO lattice QCD calculations. At both values of $\sqrt{s_{NN}}$ deviations from the NLO lattice QCD results are large and of similar magnitude. While it is conceivable that the NLO results at $R_{12}^B \simeq 0.5$ (or $\mu_B/T \simeq 0.6$) will receive sizable corrections at NNLO, this is not the case at $R_{12}^B \simeq 0.15$ (or $\mu_B/T \simeq 0.3$). It thus seems impossible to describe both data points within QCD equilibrium thermodynamics. We also note that a large positive χ_{10}^B is needed, for such a contribution to render the hyper-kurtosis ratio positive at $\sqrt{s_{NN}} = 54.4$ GeV.

As pointed out in the previous section the NLO corrections for the hyper-skewness ratio R_{51}^B are a factor of 3 smaller than those for the hyper-kurtosis ratio R_{62}^B . Truncation errors for the former series are thus expected to be less severe. Furthermore, this ratio will also be easier to determine experimentally with smaller statistical errors. It thus would be an important check on the thermodynamic consistency of higher-order cumulants to compare experimental data on R_{51}^P at $\sqrt{s_{NN}} \geq 54.4$ GeV with the NLO lattice QCD calculations presented here.

V. SUMMARY AND CONCLUSIONS

We have presented new results on the μ_B dependence of up to sixth-order cumulants using our latest results on up to eighth-order cumulants calculated at vanishing chemical potentials. Using simulation results obtained on lattices of size $32^3 \times 8$ and $48^3 \times 12$ we further presented continuum limit estimates for up to fourth-order cumulant ratios. For this analysis we used results from NNLO expansions of cumulants in the baryon chemical potential for strangeness neutral systems, $n_S = 0$ at an electric-charge to baryon-number ratio $n_Q/n_B = 0.4$. Systematic effects arising from the truncation of Taylor series for the skewness and kurtosis ratios were shown to be small for $\mu_B/T \leq 1$, i.e., for the range of chemical potentials that can be probed in heavy-ion collisions in a range of beam energies $\sqrt{s_{NN}} \geq 27$ GeV. A comparison of the results on ratios of up to fourth-order cumulants of net baryon-number fluctuations calculated in equilibrium QCD thermodynamics with corresponding cumulants of net proton-number fluctuations yields quite good agreement. This suggests that the latter are consistent with reflecting the imprint of thermodynamical fluctuations at a temperature close to but below the pseudocritical temperatures $T_{pc}(\mu_B)$. The particularly good agreement between lattice QCD calculations and the high-statistics experimental data for up to fourth-order cumulants at $\sqrt{s_{NN}} \geq 54.4$ GeV suggests that this conclusion could be further strengthened, if data with similarly high statistics also becomes available at other beam energies in the range $\sqrt{s_{NN}} \geq 27$ GeV.

We also presented first results from a NLO calculation of fifth- and sixth-order cumulants and showed that the hyper-skewness and hyper-kurtosis ratios R_{51}^B and R_{62}^B are negative at low values of μ_B/T and temperatures in the vicinity of $T_{pc}(\mu_B)$. This is at odds with preliminary data obtained by the STAR Collaboration at $\sqrt{s_{NN}} \geq 54.4$ GeV for the sixth-order cumulant ratio, R_{62}^P , of net proton-number fluctuations, which was found to be positive and close to unity. However, on the one hand corrections to the LO result for these cumulants, calculated in lattice QCD, are large already at $\mu_B \simeq 0.5$. This makes a calculation of NNLO corrections for these cumulants desirable. On the other hand, the experimental determination of sixth-order cumulant ratios is known to require high statistics and

current experimental data may be statistics limited. We pointed out that a measurement of ratios of fifth- and first-order cumulants would be very helpful as this ratio can be better controlled experimentally and suffers less from truncation effects in NLO lattice QCD calculations.

All data from our calculations, presented in the figures of this paper, can be found at <https://pub.uni-bielefeld.de/record/2941824> [32].

ACKNOWLEDGMENTS

This work was supported by: (i) the U.S. Department of Energy, Office of Science, Office of Nuclear Physics through the Contract No. DE-SC0012704; (ii) the U.S. Department of Energy, Office of Science, Office of Nuclear Physics and Office of Advanced Scientific Computing Research within the framework of Scientific Discovery through Advance Computing (SciDAC) award Computing the Properties of Matter with Leadership Computing Resources; (iii) the U.S. Department of Energy, Office of Science, Office of Nuclear Physics within the framework of the Beam Energy Scan Theory (BEST) Topical Collaboration; (iv) the U.S. National Science Foundation under Grant No. PHY-1812332; (v) the Deutsche Forschungsgemeinschaft (DFG, German Research Foundation)—Project No. 315477589-TRR 211; (vi) the Grant No. 05P2018 (ErUM-FSP T01) of the German Bundesministerium für Bildung und Forschung; (vii) the European Union H2020-MSCA-ITN-2018-813942 (EuroPLEx); (viii) the National Natural Science Foundation of China under Grants No. 11775096 and No. 11535012 (HTD); (ix) the Early Career Research Award of the Science and Engineering Research Board of the Government of India (PH); and (x) a Ramanujan Fellowship of the Department of Science and Technology, Government of India (SS). This research used awards of computer time provided by: (i) the INCITE program at Oak Ridge Leadership Computing Facility, a DOE Office of Science User Facility operated under Contract No. DE-AC05-00OR22725; (ii) the ALCC program at National Energy Research Scientific Computing Center, a U.S. Department of Energy Office of Science User Facility operated under Contract No. DE-AC02-05CH11231;

(iii) the INCITE program at Argonne Leadership Computing Facility, a U.S. Department of Energy Office of Science User Facility operated under Contract No. DE-AC02-06CH11357; and (iv) the USQCD resources at the Thomas Jefferson National Accelerator Facility. This research also used computing resources made available through: (i) a PRACE grant at CINECA, Italy; (ii) the Gauss Center at NIC-Jülich, Germany; and (iii) the Nuclear Science Computing Center at Central China Normal University and (iv) the GPU-cluster at Bielefeld University, Germany.

APPENDIX: TAYLOR EXPANSION COEFFICIENTS OF NET BARYON-NUMBER CUMULANTS

We give here explicit expressions for the first four expansion coefficients in the Taylor series for net baryon-number cumulants in strangeness neutral systems ($n_S = 0$) with a fixed ratio of electric-charge to baryon-number densities ($n_Q/n_B = 0.4$) as defined in Eq. (4). These constraints determine the strangeness and electric-charge chemical potentials (μ_S, μ_Q) in terms of the baryon chemical potential μ_B [24],

$$\begin{aligned}\hat{\mu}_Q(T, \mu_B) &= q_1(T)\hat{\mu}_B + q_3(T)\hat{\mu}_B^3 + q_5(T)\hat{\mu}_B^5 + \dots, \\ \hat{\mu}_S(T, \mu_B) &= s_1(T)\hat{\mu}_B + s_3(T)\hat{\mu}_B^3 + s_5(T)\hat{\mu}_B^5 + \dots\end{aligned}\quad (\text{A1})$$

Explicit expressions for the expansion coefficients q_i and s_i up to $i = 5$ were given in Appendix B of Ref. [24]. Results for $i = 7$ can easily be generated following the procedure outlined in that Appendix.

The expansion coefficients of the cumulant series $\chi_n^B(T, \mu_B)$ defined in Eq. (4) are given in terms of the expansion coefficients of the pressure series,

$$\frac{P}{T^4} = \sum_{i,j,k} \frac{1}{i!j!k!} \chi_{ijk}^{BQS} \hat{\mu}_B^i \hat{\mu}_Q^j \hat{\mu}_S^k. \quad (\text{A2})$$

For n even, one obtains for the expansion coefficients $\tilde{\chi}_n^{B,k}$, appearing in Eq. (4)

$$\begin{aligned}\tilde{\chi}_n^{B,0} &= \chi_{n00}^{BQS}, \\ \tilde{\chi}_n^{B,2} &= (\chi_{n+2,00}^{BQS} + s_1^2 \chi_{n02}^{BQS} + q_1^2 \chi_{n20}^{BQS} + 2s_1 \chi_{n+1,01}^{BQS} + 2q_1 \chi_{n+1,10}^{BQS} + 2q_1 s_1 \chi_{n11}^{BQS})/2, \\ \tilde{\chi}_n^{B,4} &= (24s_1 s_3 \chi_{n02}^{BQS} + s_1^4 \chi_{n04}^{BQS} + 24q_3 s_1 \chi_{n11}^{BQS} + 24q_1 s_3 \chi_{n11}^{BQS} + 4q_1 s_1^3 \chi_{n13}^{BQS} + 24q_1 q_3 \chi_{n20}^{BQS} + 6q_1^2 s_1^2 \chi_{n22}^{BQS} + 4q_1^3 s_1 \chi_{n31}^{BQS} \\ &\quad + q_1^4 \chi_{n40}^{BQS} + 24s_3 \chi_{n+1,01}^{BQS} + 4s_1^3 \chi_{n+1,03}^{BQS} + 24q_3 \chi_{n+1,10}^{BQS} + 12q_1 s_1^2 \chi_{n+1,12}^{BQS} + 12q_1^2 s_1 \chi_{n+1,21}^{BQS} + 4q_1^3 \chi_{n+1,30}^{BQS} \\ &\quad + 6s_1^2 \chi_{n+2,02}^{BQS} + 12q_1 s_1 \chi_{n+2,11}^{BQS} + 6q_1^2 \chi_{n+2,20}^{BQS} + 4s_1 \chi_{n+3,01}^{BQS} + 4q_1 \chi_{n+3,10}^{BQS} + \chi_{n+4,00}^{BQS})/24,\end{aligned}$$

$$\begin{aligned}
\tilde{\chi}_n^{B,6} = & (360s_2^2\chi_{n02}^{BQS} + 720s_1s_5\chi_{n02}^{BQS} + 120s_1^3s_3\chi_{n04}^{BQS} + s_1^6\chi_{n06}^{BQS} + 720q_5s_1\chi_{n11}^{BQS} + 720q_3s_3\chi_{n11}^{BQS} + 720q_1s_5\chi_{n11}^{BQS} \\
& + 120q_3s_1^3\chi_{n13}^{BQS} + 360q_1s_1^2s_3\chi_{n13}^{BQS} + 6q_1s_1^5\chi_{n15}^{BQS} + 360q_2^2\chi_{n20}^{BQS} + 720q_1q_5\chi_{n20}^{BQS} + 360q_1q_3s_1^2\chi_{n22}^{BQS} \\
& + 360q_1^2s_1s_3\chi_{n22}^{BQS} + 15q_1^2s_1^4\chi_{n24}^{BQS} + 360q_1^2q_3s_1\chi_{n31}^{BQS} + 120q_1^3s_3\chi_{n31}^{BQS} + 20q_1^3s_1^3\chi_{n33}^{BQS} + 120q_1^3q_3\chi_{n40}^{BQS} \\
& + 15q_1^4s_1^2\chi_{n42}^{BQS} + 6q_1^5s_1\chi_{n51}^{BQS} + q_1^6\chi_{n60}^{BQS} + 720s_5\chi_{n+1,01}^{BQS} + 360s_1^2s_3\chi_{n+1,03}^{BQS} + 6s_1^5\chi_{n+1,05}^{BQS} + 720q_5\chi_{n+1,10}^{BQS} \\
& + 360q_3s_1^2\chi_{n+1,12}^{BQS} + 720q_1s_1s_3\chi_{n+1,12}^{BQS} + 30q_1s_1^4\chi_{n+1,14}^{BQS} + 720q_1q_3s_1\chi_{n+1,21}^{BQS} + 360q_1^2s_3\chi_{n+1,21}^{BQS} \\
& + 60q_1^2s_1^3\chi_{n+1,23}^{BQS} + 360q_1^2q_3\chi_{n+1,30}^{BQS} + 60q_1^2s_1^2\chi_{n+1,32}^{BQS} + 30q_1^4s_1\chi_{n+1,41}^{BQS} + 6q_1^5\chi_{n+1,50}^{BQS} + 360s_1s_3\chi_{n+2,02}^{BQS} \\
& + 15s_1^4\chi_{n+2,04}^{BQS} + 360q_3s_1\chi_{n+2,11}^{BQS} + 360q_1s_3\chi_{n+2,11}^{BQS} + 60q_1s_1^3\chi_{n+2,13}^{BQS} + 360q_1q_3\chi_{n+2,20}^{BQS} + 90q_1^2s_1^2\chi_{n+2,22}^{BQS} \\
& + 60q_1^3s_1\chi_{n+2,31}^{BQS} + 15q_1^4\chi_{n+2,40}^{BQS} + 120s_3\chi_{n+3,01}^{BQS} + 20s_1^3\chi_{n+3,03}^{BQS} + 120q_3\chi_{n+3,10}^{BQS} + 60q_1s_1^2\chi_{n+3,12}^{BQS} \\
& + 60q_1^2s_1\chi_{n+3,21}^{BQS} + 20q_1^3\chi_{n+3,30}^{BQS} + 15s_1^2\chi_{n+3,02}^{BQS} + 30q_1s_1\chi_{n+4,11}^{BQS} + 15q_1^2\chi_{n+4,20}^{BQS} \\
& + 6s_1\chi_{n+5,01}^{BQS} + 6q_1\chi_{n+5,10}^{BQS} + \chi_{n+6,00}^{BQS})/720.
\end{aligned}$$

For the expansion coefficients of cumulants $\chi_n^B(T, \mu_B)$, with n odd, one obtains

$$\tilde{\chi}_n^{B,1} = s_1\chi_{n01}^{BQS} + q_1\chi_{n10}^{BQS} + \chi_{n+1,00}^{BQS},$$

$$\begin{aligned}
\tilde{\chi}_n^{B,3} = & (6s_3\chi_{n01}^{BQS} + s_1^3\chi_{n03}^{BQS} + 6q_3\chi_{n10}^{BQS} + 3q_1s_1^2\chi_{n12}^{BQS} + 3q_1^2s_1\chi_{n21}^{BQS} + q_1^3\chi_{n30}^{BQS} \\
& + 3s_1^2\chi_{n+1,02}^{BQS} + 6q_1s_1\chi_{n+1,11}^{BQS} + 3q_1^2\chi_{n+1,20}^{BQS} + 3s_1\chi_{n+2,01}^{BQS} + 3q_1\chi_{n+2,10}^{BQS} + \chi_{n+3,00}^{BQS})/6,
\end{aligned}$$

$$\begin{aligned}
\tilde{\chi}_n^{B,5} = & (120s_5\chi_{n01}^{BQS} + 60s_1^2s_3\chi_{n03}^{BQS} + s_1^5\chi_{n05}^{BQS} + 120q_5\chi_{n10}^{BQS} + 60q_3s_1^2\chi_{n12}^{BQS} + 120q_1s_1s_3\chi_{n12}^{BQS} + 5q_1s_1^4\chi_{n14}^{BQS} \\
& + 120q_1q_3s_1\chi_{n21}^{BQS} + 60q_1^2s_3\chi_{n21}^{BQS} + 10q_1^2s_1^3\chi_{n23}^{BQS} + 60q_1^2q_3\chi_{n30}^{BQS} + 10q_1^3s_1^2\chi_{n32}^{BQS} + 5q_1^4s_1\chi_{n41}^{BQS} + q_1^5\chi_{n50}^{BQS} \\
& + 120s_1s_3\chi_{n+1,02}^{BQS} + 5s_1^4\chi_{n+1,04}^{BQS} + 120q_3s_1\chi_{n+1,11}^{BQS} + 120q_1s_3\chi_{n+1,11}^{BQS} + 20q_1s_1^3\chi_{n+1,13}^{BQS} + 120q_1q_3\chi_{n+1,20}^{BQS} \\
& + 30q_1^2s_1^2\chi_{n+1,22}^{BQS} + 20q_1^3s_1\chi_{n+1,31}^{BQS} + 5q_1^4\chi_{n+1,40}^{BQS} + 60s_3\chi_{n+2,01}^{BQS} + 10s_1^3\chi_{n+2,03}^{BQS} + 60q_3\chi_{n+2,10}^{BQS} + 30q_1s_1^2\chi_{n+2,12}^{BQS} \\
& + 30q_1^2s_1\chi_{n+2,21}^{BQS} + 10q_1^3\chi_{n+2,30}^{BQS} + 10s_1^2\chi_{n+3,02}^{BQS} + 20q_1s_1\chi_{n+3,11}^{BQS} + 10q_1^2\chi_{n+3,20}^{BQS} \\
& + 5s_1\chi_{n+4,01}^{BQS} + 5q_1\chi_{n+4,10}^{BQS} + \chi_{n+5,00}^{BQS})/120,
\end{aligned}$$

$$\begin{aligned}
\tilde{\chi}_n^{B,7} = & (5040s_7\chi_{n01}^{BQS} + 2520s_1s_3\chi_{n03}^{BQS} + 2520s_1^2s_5\chi_{n03}^{BQS} + 210s_1^4s_3\chi_{n05}^{BQS} + s_1^7\chi_{n07}^{BQS} + 5040q_7\chi_{n10}^{BQS} + 2520q_5s_1^2\chi_{n12}^{BQS} \\
& + 5040q_3s_1s_3\chi_{n12}^{BQS} + 2520q_1s_1^2s_3\chi_{n12}^{BQS} + 5040q_1s_1s_5\chi_{n12}^{BQS} + 210q_3s_1^4\chi_{n14}^{BQS} + 840q_1s_1^3s_3\chi_{n14}^{BQS} + 7q_1s_1^6\chi_{n16}^{BQS} \\
& + 2520q_3^2s_1\chi_{n21}^{BQS} + 5040q_1q_5s_1\chi_{n21}^{BQS} + 5040q_1q_3s_3\chi_{n21}^{BQS} + 2520q_1^2s_5\chi_{n21}^{BQS} + 840q_1q_3s_1^3\chi_{n23}^{BQS} + 1260q_1^2s_1^2s_3\chi_{n23}^{BQS} \\
& + 21q_1^2s_1^5\chi_{n25}^{BQS} + 2520q_1q_3^2\chi_{n30}^{BQS} + 2520q_1^2q_5\chi_{n30}^{BQS} + 1260q_1^2q_3s_1^2\chi_{n32}^{BQS} + 840q_1^3s_1s_3\chi_{n32}^{BQS} + 35q_1^4s_1^4\chi_{n34}^{BQS} \\
& + 840q_1^3q_3s_1\chi_{n41}^{BQS} + 210q_1^4s_3\chi_{n41}^{BQS} + 35q_1^4s_1^3\chi_{n43}^{BQS} + 210q_1^4q_3\chi_{n50}^{BQS} + 21q_1^5s_1^2\chi_{n52}^{BQS} + 7q_1^6s_1\chi_{n61}^{BQS} + q_1^7\chi_{n70}^{BQS} \\
& + 2520s_3^2\chi_{n+1,02}^{BQS} + 5040s_1s_5\chi_{n+1,02}^{BQS} + 840s_1^3s_3\chi_{n+1,04}^{BQS} + 7s_1^6\chi_{n+1,06}^{BQS} + 5040q_5s_1\chi_{n+1,11}^{BQS} + 5040q_3s_3\chi_{n+1,11}^{BQS} \\
& + 5040q_1s_5\chi_{n+1,11}^{BQS} + 840q_3s_1^3\chi_{n+1,13}^{BQS} + 2520q_1s_1^2s_3\chi_{n+1,13}^{BQS} + 42q_1s_1^5\chi_{n+1,15}^{BQS} + 2520q_3^2\chi_{n+1,20}^{BQS} + 5040q_1q_5\chi_{n+1,20}^{BQS} \\
& + 2520q_1q_3s_1^2\chi_{n+1,22}^{BQS} + 2520q_1^2s_1s_3\chi_{n+1,22}^{BQS} + 105q_1^2s_1^4\chi_{n+1,24}^{BQS} + 2520q_1^2q_3s_1\chi_{n+1,31}^{BQS} + 840q_1^3s_3\chi_{n+1,31}^{BQS} \\
& + 140q_1^3s_1^3\chi_{n+1,33}^{BQS} + 840q_1^3q_3\chi_{n+1,40}^{BQS} + 105q_1^4s_1^2\chi_{n+1,42}^{BQS} + 42q_1^5s_1\chi_{n+1,51}^{BQS} + 7q_1^6\chi_{n+1,60}^{BQS} + 2520s_5\chi_{n+2,01}^{BQS} \\
& + 1260s_1^2s_3\chi_{n+2,03}^{BQS} + 21s_1^5\chi_{n+2,05}^{BQS} + 2520q_5\chi_{n+2,10}^{BQS} + 1260q_3s_1^2\chi_{n+2,12}^{BQS} + 2520q_1s_1s_3\chi_{n+2,12}^{BQS} + 105q_1s_1^4\chi_{n+2,14}^{BQS} \\
& + 2520q_1q_3s_1\chi_{n+2,21}^{BQS} + 1260q_1^2s_3\chi_{n+2,21}^{BQS} + 210q_1^2s_1^3\chi_{n+2,23}^{BQS} + 1260q_1^2q_3\chi_{n+2,30}^{BQS} + 210q_1^3s_1^2\chi_{n+2,32}^{BQS} + 105q_1^4s_1\chi_{n+2,41}^{BQS}
\end{aligned}$$

$$\begin{aligned}
& + 21q_1^5\chi_{n+2,50}^{BQS} + 840s_1s_3\chi_{n+3,02}^{BQS} + 35s_1^4\chi_{n+3,04}^{BQS} + 840q_3s_1\chi_{n+3,11}^{BQS} + 840q_1s_3\chi_{n+3,11}^{BQS} + 140q_1s_1^3\chi_{n+3,13}^{BQS} \\
& + 840q_1q_3\chi_{n+3,20}^{BQS} + 210q_1^2s_1^2\chi_{n+3,22}^{BQS} + 140q_1^3s_1\chi_{n+3,31}^{BQS} + 35q_1^4\chi_{n+3,40}^{BQS} + 210s_3\chi_{n+4,01}^{BQS} + 35s_1^3\chi_{n+4,03}^{BQS} \\
& + 210q_3\chi_{n+4,10}^{BQS} + 105q_1s_1^2\chi_{n+4,12}^{BQS} + 105q_1^2s_1\chi_{n+4,21}^{BQS} + 35q_1^3\chi_{n+4,30}^{BQS} + 21s_1^2\chi_{n+5,02}^{BQS} + 42q_1s_1\chi_{n+5,11}^{BQS} \\
& + 21q_1^2\chi_{n+5,20}^{BQS} + 7s_1\chi_{n+6,01}^{BQS} + 7q_1\chi_{n+6,10}^{BQS} + \chi_{n+7,00}^{BQS})/5040.
\end{aligned}$$

-
- [1] H. T. Ding, F. Karsch, and S. Mukherjee, *Int. J. Mod. Phys. E* **24**, 1530007 (2015).
- [2] X. Luo and N. Xu, *Nucl. Sci. Tech.* **28**, 112 (2017).
- [3] Y. Aoki, G. Endrodi, Z. Fodor, S. Katz, and K. Szabo, *Nature (London)* **443**, 675 (2006).
- [4] C. Bonati, M. D’Elia, M. Mariti, M. Mesiti, F. Negro, and F. Sanfilippo, *Phys. Rev. D* **92**, 054503 (2015).
- [5] P. Cea, L. Cosmai, and A. Papa, *Phys. Rev. D* **93**, 014507 (2016).
- [6] R. Bellwied, S. Borsanyi, Z. Fodor, J. Günther, S. D. Katz, C. Ratti, and K. K. Szabo, *Phys. Lett. B* **751**, 559 (2015).
- [7] A. Bazavov *et al.* (HotQCD Collaboration), *Phys. Lett. B* **795**, 15 (2019).
- [8] M. Asakawa and K. Yazaki, *Nucl. Phys.* **A504**, 668 (1989).
- [9] A. M. Halasz, A. D. Jackson, R. E. Shrock, M. A. Stephanov, and J. J. M. Verbaarschot, *Phys. Rev. D* **58**, 096007 (1998); J. Berges and K. Rajagopal, *Nucl. Phys.* **B538**, 215 (1999).
- [10] A. Bzdak, S. Esumi, V. Koch, J. Liao, M. Stephanov, and N. Xu, *arXiv:1906.00936*.
- [11] A. Andronic, P. Braun-Munzinger, K. Redlich, and J. Stachel, *Nature (London)* **561**, 321 (2018).
- [12] L. Adamczyk *et al.* (STAR Collaboration), *Phys. Rev. C* **96**, 044904 (2017).
- [13] For a discussion and references see: C. Ratti, *Rep. Prog. Phys.* **81**, 084301 (2018).
- [14] Y. Hatta and M. A. Stephanov, *Phys. Rev. Lett.* **91**, 102003 (2003).
- [15] M. A. Stephanov, *Phys. Rev. Lett.* **102**, 032301 (2009).
- [16] B. Friman, F. Karsch, K. Redlich, and V. Skokov, *Eur. Phys. J. C* **71**, 1694 (2011).
- [17] M. M. Aggarwal *et al.* (STAR Collaboration), *Phys. Rev. Lett.* **105**, 022302 (2010).
- [18] J. Adam *et al.* (STAR Collaboration), *arXiv:2001.02852*.
- [19] A. Bazavov *et al.* (HotQCD Collaboration), *Phys. Rev. D* **96**, 074510 (2017).
- [20] A. Nonaka (STAR Collaboration), *arXiv:2002.12505*; A. Pandav (STAR Collaboration), *arXiv:2003.12503*.
- [21] A. Bazavov *et al.*, *Phys. Rev. Lett.* **109**, 192302 (2012).
- [22] S. Borsanyi, Z. Fodor, S. D. Katz, S. Krieg, C. Ratti, and K. K. Szabo, *Phys. Rev. Lett.* **113**, 052301 (2014).
- [23] E. Follana, Q. Mason, C. Davies, K. Hornbostel, G. P. Lepage, J. Shigemitsu, H. Trotter, and K. Wong, *Phys. Rev. D* **75**, 054502 (2007).
- [24] A. Bazavov *et al.*, *Phys. Rev. D* **95**, 054504 (2017).
- [25] M. Tanabashi *et al.* (Particle Data Group), *Phys. Rev. D* **98**, 030001 (2018).
- [26] S. Capstick and N. Isgur, *Phys. Rev. D* **34**, 2809 (1986).
- [27] D. Ebert, R. N. Faustov, and V. O. Galkin, *Phys. Rev. D* **79**, 114029 (2009).
- [28] F. Karsch, *Central Eur. J. Phys.* **10**, 1234 (2012).
- [29] L. Adamczyk *et al.* (STAR Collaboration), *Phys. Rev. Lett.* **113**, 092301 (2014).
- [30] A. Adare *et al.* (PHENIX Collaboration), *Phys. Rev. C* **93**, 011901 (2016).
- [31] A. Bazavov *et al.*, *Phys. Rev. D* **93**, 014512 (2016).
- [32] A. Bazavov *et al.*, Skewness, kurtosis and the 5th and 6th order cumulants of net baryon-number distributions from lattice QCD confront high-statistics STAR data, Bielefeld University, 2020., <https://www.doi.org/10.4119/unibi/2941824>.