



Exploring new physics from ν_τ events in OPERA

D. Meloni

Dipartimento di Matematica e Fisica, Università di Roma Tre, Via della Vasca Navale 84, 00146 Rome, Italy



ARTICLE INFO

Article history:

Received 14 November 2018

Received in revised form 21 February 2019

Accepted 21 March 2019

Available online 25 March 2019

Editor: A. Ringwald

ABSTRACT

We analyze in details the impact of the 10 ν_τ events seen in the OPERA experiment [1] in constraining the Non Standard Interaction parameter $\varepsilon_{\mu\tau}$ affecting neutrino propagation in matter and the allowed parameter space of models with one sterile neutrino of the 3 + 1 type.

© 2019 The Author. Published by Elsevier B.V. This is an open access article under the CC BY license (<http://creativecommons.org/licenses/by/4.0/>). Funded by SCOAP³.

1. Introduction

Although the standard neutrino mixing angles and mass differences have been determined with very good accuracy [2–4], neutrino physics remains an interesting field where to search for non-standard properties beyond those described by the Standard Model (SM). In order to study the effects of new physics in neutrino oscillation, it is an useful exercise to look at transition channels not often taken into account in previous analyses, since they can offer an independent check on the bounds already obtained with more traditional approaches. Very recently the OPERA Collaboration [1] released the energy spectra of the 10 ν_τ events generated via the $\nu_\mu \rightarrow \nu_\tau$ oscillation from the neutrino beam produced at CERN and of the related backgrounds, consisting of charm decays to τ leptons and neutral current events.

In this short paper we attempt to analyse these brand-new data with the aim of studying their impact in the determination of the Non Standard neutrino Interaction (NSI) parameter $\varepsilon_{\mu\tau}$ affecting neutrino propagation in matter and the new parameters (angles and mass difference) in the 3+1 sterile neutrino scenario.

1.1. The NSI case

Although it is easy to guess that the limited OPERA statistics cannot improve the already stringent bound at 90% Confidence Level (CL) $|\varepsilon_{\mu\tau}| < 0.005$ [5], it is nonetheless useful to check the importance of having a sample of τ events at our disposal and understand which τ statistics, efficiencies and energy resolutions might be necessary from future experiments to contribute in a crucial manner to the search for NP in the neutrino sector.

From the analytic point of view, we consider NSI of the form [6–8]:

E-mail address: davide.meloni@uniroma3.it.

$$\mathcal{L}_{\text{NSI}} = -\frac{G_F}{\sqrt{2}} \sum_{\substack{f=u,d,e \\ a=\pm 1}} \varepsilon_{\alpha\beta}^{fa} [\bar{f}\gamma^\mu(1+a\gamma^5)f][\bar{\nu}_\alpha\gamma_\mu(1-\gamma^5)\nu_\beta], \quad (1)$$

where f is summed over the matter constituents and the parameters $\varepsilon_{\alpha\beta}^{fa}$ are the entries of a Hermitian matrix ε^{fa} ; they give the strength of the NSIs. As for the derivation of the standard matter effect, these interactions result in an effective new term

$$H_{\text{NSI}} = V \begin{pmatrix} \varepsilon_{ee} & \varepsilon_{e\mu} & \varepsilon_{e\tau} \\ \varepsilon_{e\mu}^* & \varepsilon_{\mu\mu} & \varepsilon_{\mu\tau} \\ \varepsilon_{e\tau}^* & \varepsilon_{\mu\tau}^* & \varepsilon_{\tau\tau} \end{pmatrix} \quad (2)$$

that must be added to the neutrino oscillation Hamiltonian in flavor basis, where $\varepsilon_{\alpha\beta} = \sum_{f,a} \varepsilon_{\alpha\beta}^{fa} N_f / N_e$ and $V = \sqrt{2}G_F N_e$. The full three-flavor Hamiltonian describing neutrino propagation in matter is then given by:

$$H = \frac{1}{2E} U \text{diag}(0, \Delta m_{21}^2, \Delta m_{31}^2) U^\dagger + H_{\text{MSW}} + H_{\text{NSI}}, \quad (3)$$

where U is the leptonic mixing matrix, $\Delta m_{ij}^2 = m_i^2 - m_j^2$ and H_{MSW} contains the standard matter effect. At the typical neutrino energy in OPERA, $E_\nu = \mathcal{O}(10)$ GeV, and given that $L \simeq 732$ km, where V is the matter potential $V \simeq 1.1 \cdot 10^{-13}$ eV in the Earth's crust ($\rho \simeq 2.7$ g/cm³), both $\Delta m_{31}^2 L / (2E_\nu) \ll 1$ and $VL \ll 1$. Thus, neutrino oscillations will not have time to fully develop and the main characteristics of the flavor transition probabilities will be given by the flavor evolution matrix $S = \exp(-iHL)$ at first order in L :

$$S \simeq 1 - iHL. \quad (4)$$

The *off-diagonal* neutrino transition probabilities are then given by

$$P_{\alpha\beta} = |S_{\beta\alpha}|^2 \simeq |H_{\beta\alpha} L|^2, \quad (5)$$

while, in this expansion, the dependence on the NSI parameters in the *diagonal* ones are obtained by the unitarity condition

$P_{\alpha\alpha} = 1 - \sum_{\beta \neq \alpha} P_{\alpha\beta}$. Thus, the appearance probability $P_{\mu\tau}$ is mainly affected by the corresponding NSI element $\varepsilon_{\mu\tau}$, while the survival probabilities depend on the two off-diagonal NSI elements associated with the flavor, so that for example $P_{\mu\mu}$ is affected by $\varepsilon_{e\mu}$ and $\varepsilon_{\mu\tau}$. As expected, the diagonal NSI parameters do not enter at short baselines.

With the effects of $\varepsilon_{\mu\tau}$ included, the leading order transition probability $P_{\mu\tau}$ is given by [9]:

$$P_{\mu\tau} = |S_{\tau\mu}|^2 = \left| c_{13}^2 \sin(2\theta_{23}) \frac{\Delta m_{31}^2}{4E_\nu} + \varepsilon_{\mu\tau}^* V \right|^2 L^2 + \mathcal{O}(L^3), \quad (6)$$

where we have neglected the small mass squared difference Δm_{21}^2 .

1.2. The 3 + 1 sterile case

We limit ourselves here to the case of Normal Ordering (NO) in the standard three-neutrino sector but we do not impose any restriction on the new mass eigenstate m_4 , which can then be much larger than m_3 or of the same order of magnitude of m_1 . In the first case (and neglecting the effects of the solar mass difference as well as any sources of CP violation, including matter), the transition probability $P_{\mu\tau}$ can be safely approximated to:

$$P_{\mu\tau} \sim 4U_{\mu 3}U_{\tau 4}U_{\mu 4}U_{\tau 3} \sin^2 \left[\frac{(\Delta m_{41}^2 - \Delta m_{31}^2)L}{4E_\nu} \right] - 4(U_{\mu 1}U_{\tau 3}U_{\mu 3}U_{\tau 1} + U_{\mu 2}U_{\tau 3}U_{\mu 3}U_{\tau 2}) \sin^2 \left(\frac{\Delta m_{31}^2 L}{4E_\nu} \right) - 4U_{\tau 4}U_{\mu 4}(U_{\mu 1}U_{\tau 1} + U_{\mu 2}U_{\tau 2}) \sin^2 \left(\frac{\Delta m_{41}^2 L}{4E_\nu} \right), \quad (7)$$

where U_{ij} are the matrix elements of the PMNS matrix enlarged to include the fourth mass eigenstate and $\Delta m_{41}^2 = m_4^2 - m_1^2$ is the new mass difference of the sterile neutrino model. In the second case ($m_4 \sim m_1$), expanding for small Δm_{41}^2 and Δm_{21}^2 at first order (but still neglecting CP violating phases and matter effects), we get:

$$P_{\mu\tau} \sim -4[U_{\tau 3}U_{\mu 3}(U_{\mu 1}U_{\tau 1} + U_{\mu 2}U_{\tau 2}) + U_{\mu 3}U_{\tau 4}U_{\mu 4}U_{\tau 3}] \sin^2 \left(\frac{\Delta m_{31}^2 L}{4E_\nu} \right) + 4U_{\mu 2}U_{\tau 3}U_{\mu 3}U_{\tau 2} \left(\frac{\Delta m_{21}^2 L}{E_\nu} \right) \sin \left(\frac{\Delta m_{31}^2 L}{2E_\nu} \right) + 4U_{\mu 3}U_{\tau 4}U_{\mu 4}U_{\tau 3} \left(\frac{\Delta m_{41}^2 L}{E_\nu} \right) \sin \left(\frac{\Delta m_{31}^2 L}{2E_\nu} \right). \quad (8)$$

The relevant feature of these probabilities is that, under the previous hypotheses, the only dependence on the new mixing angles is contained in the term $U_{\tau 4}U_{\mu 4}$, to which OPERA can be in principle strongly sensitive, almost independently on the precise value of Δm_{41}^2 . In order to analyze the OPERA data, we adopt the following parametrization, particularly useful in the ‘‘atmospheric regime’’, with oscillations driven by the atmospheric mass difference, $\Delta m_{31}^2 L/E \sim \pi/2$ [10–12]:

$$U = R_{34}(\theta_{34}) R_{24}(\theta_{24}) R_{23}(\theta_{23}, \delta_3) R_{14}(\theta_{14}) R_{13}(\theta_{13}, \delta_2) R_{12}(\theta_{12}, \delta_1). \quad (9)$$

Table 1

Number of ν_τ appearance (app), charm and neutral current background (back) events expected in OPERA, corresponding to $17.97 \cdot 10^{19}$ pot and 1.25 Kton mass. Events are divided in 6 energy bins of variable size in the energy range $E_\nu \in [0, 60]$ GeV.

Events	[0 – 5] GeV	[5 – 10] GeV	[10 – 15] GeV
ν_τ app	0.49	2.35	2.1
Charm back	0.03	0.17	0.19
NC back	0.06	0.36	0.41
	[15 – 25] GeV	[25 – 40] GeV	[40 – 60] GeV
ν_τ app	1.6	0.25	0.05
Charm back	0.18	0.04	0.02
NC back	0.4	0.1	0.04

As it is well known, oscillations involving four neutrinos are built with six mixing angles and three CP violating phases; in particular, δ_1 and δ_3 are the new phases while δ_2 reduces to the standard δ_{CP} in the three neutrino case. According to that, the explicit form of the relevant mixing $U_{\tau 4}U_{\mu 4}$ is given by:

$$U_{\tau 4}U_{\mu 4} = \frac{1}{2} \cos^2 \theta_{14} \sin \theta_{24} \sin \theta_{34}, \quad (10)$$

from which we learn that, for not so large mixings, relevant changes in $P_{\mu\tau}$ are driven by θ_{24} and θ_{34} ; we then expect OPERA to be able to put more stringent bounds on the latter two angles than on θ_{14} . It has to be noticed that, to our knowledge, a complete fit on the parametrization of eq. (9) is missing in the literature; however, the single matrix elements $U_{\tau 4}$ and $U_{\mu 4}$ are subject to experimental constraints [13,14] which roughly imply $U_{\tau 4}U_{\mu 4} \lesssim 0.04$ at 90% CL.

2. Simulation details and results

The OPERA detector [15] was located in the underground laboratory at Gran Sasso and exposed to the CERN to Gran Sasso neutrino beam; fluxes for our numerical simulations have been taken from [16] and normalized accordingly to 10^{19} proton on target (pot) and a detector mass of 1 Kton. The efficiencies for ν_τ identification, as well as the bin-to-bin normalization for both charm and neutral current events, have been extracted from the MonteCarlo expectations of Fig. 1 of [1], which refer to the full data sample corresponding to $17.97 \cdot 10^{19}$ pot and 1.25 Kton mass, and the relevant mixing angles fixed to $\theta_{23} = 45^\circ$ and $\Delta m_{23}^2 = 2.50 \times 10^{-3} \text{ eV}^2$. For the sake of completeness these numbers are reported in Table 1, grouped in 6 energy bins of variable size in the energy range $E_\nu \in [0, 60]$ GeV; the corresponding total number of ν_τ events is 6.8, while for the charm and NC backgrounds we have 0.63 and 1.37 events, respectively.

Instead of a lead target, for the τ charged current cross section we use an isoscalar target; considering that a 20% overall systematic uncertainty is taken into account for the signal error (as well as for the background), we can safely neglect all uncertainties coming from the use of inappropriate cross sections. As for the energy resolution function, we used an energy smearing function of a Gaussian form with a standard deviation of the simple type $\sigma(E_\nu) = 0.2 E_\nu$.¹

Our implementation of the χ^2 is based on the pull method [17,18] and represents the standard implementation of systematic uncertainties in GLOBES [19,20]. For each energy bin i we use a Poissonian χ^2 of the form:

¹ We checked that a larger value $\sigma(E_\nu) = 0.5 E_\nu$ washes away the OPERA sensitivity to the mixing parameters, almost completely.

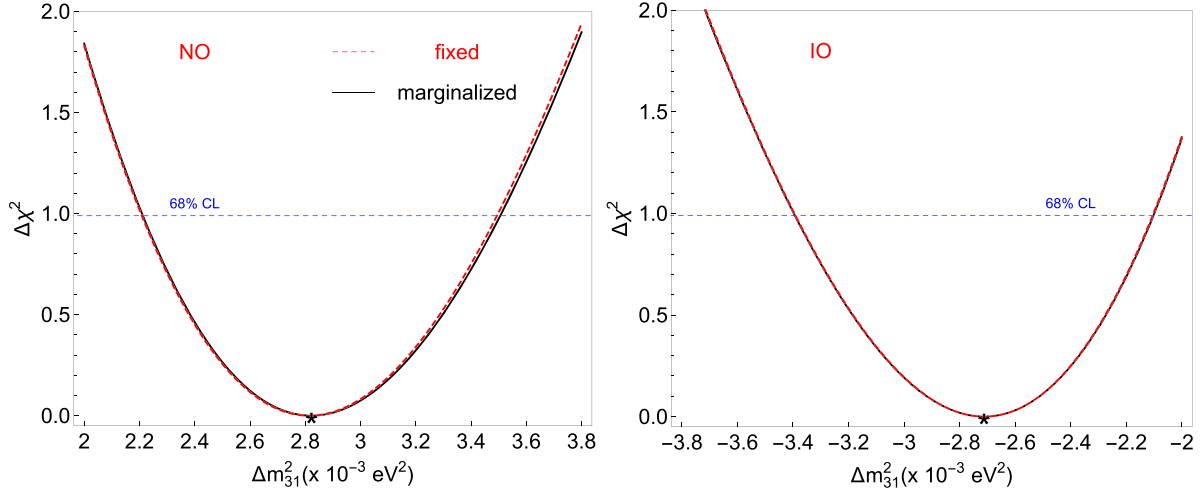


Fig. 1. $\Delta\chi^2 = \chi^2 - \chi^2_{min}$ as a function of the true Δm^2_{31} for both Normal (NO - left panel) and Inverted (IO - right panel) neutrino mass orderings. In each panel two cases have been reported: where all standard oscillation parameters are kept fixed during the minimization procedure (red dashed line) and when they are all marginalized (black solid line). Stars represent the best fit points obtained from our fit.

$$\chi^2 = \sum_i 2 \left(F_i(\vec{\theta}, \vec{\xi}) - O_i + O_i \ln \frac{O_i}{F_i(\vec{\theta}, \vec{\xi})} \right), \quad (11)$$

where $F_i(\vec{\theta}, \vec{\xi})$ is the predicted number of events in the i -th energy bin (for a set of oscillation parameters $\vec{\theta}$ and nuisance parameters $\vec{\xi}$) and O_i is instead the observed event rate obtained assuming the true values of the oscillation parameters. Both F_i and O_i receive contributions from signal and background rates (indicated with a subscript s) specified by $R_{s,i}(\vec{\theta})$, so that they can be expressed as:

$$F_i(\vec{\theta}, \vec{\xi}) = \sum_s \left(1 + a_s(\vec{\xi}) \right) R_{s,i}(\vec{\theta}), \quad (12)$$

and similarly for O_i . The auxiliary parameters a_s have the form $a_s \equiv \sum_k w_{s,k} \xi_k$, in which the coefficients $w_{s,k}$ specify whether a particular nuisance parameter ξ_k affects the contribution from the source s or not (so that it assumes the values one or zero, respectively). Thus, the total χ^2_{fin} , obtained after the minimization over the nuisance parameters ξ_i , is given by:

$$\chi^2_{fin} = \min_{\xi} \left\{ \chi^2 + \sum_k \left(\frac{\xi_k}{\sigma_{\xi_k}} \right)^2 \right\},$$

where the last contributions are the pull terms associated with a given systematic parameter ξ_k . For the sake of simplicity, in our numerical analysis we considered two different sources of systematics, related to the overall signal and background normalizations, both fully correlated between different energy bins. As specified above, the related uncertainty σ is a pessimistic 20% for both sources. As we will see later, these simple assumptions about systematics are enough to reproduce the published OPERA results on the standard 3ν physics.

The following results are obtained after marginalization over all undisplayed standard and new physics parameters, unless stated otherwise, and make use of the full transition probabilities in the standard three neutrino scenarios, NSI and 3+1 cases [21]. Notice that for the central values and relative uncertainties of the standard mixing angles and mass differences we adopt the latest results in [2], see Table 2, but for the leptonic CP phase δ_{CP} which is left free in $[0, 2\pi)$.

Table 2

Central values and relative uncertainties of the standard mixing parameters extracted from [2]. For non-Gaussian parameters, the relative uncertainty is computed using 1/6 of the 3σ allowed range.

Parameter	Central value (°)	Relative uncertainty
θ_{12}	33.62	2.3%
θ_{23} (NH)	47.2	4.0%
θ_{23} (IH)	48.1	3.6%
θ_{13}	8.54	1.8%
Δm^2_{21}	7.4×10^{-5} eV ²	2.8%
Δm^2_{31} (NH)	2.49×10^{-3} eV ²	1.3%
Δm^2_{31} (IH)	-2.46×10^{-3} eV ²	1.3%

3. Numerical results

3.1. The case of NSI

Before discussing in details the bounds on $\varepsilon_{\mu\tau}$, it is useful to reproduce the results on *standard physics* quoted by the OPERA Collaboration, in particular, the bounds obtained for the atmospheric mass difference Δm^2_{31} . This is shown in Fig. 1 where we reported the variable $\Delta\chi^2 = \chi^2 - \chi^2_{min}$ as a function of the true Δm^2_{31} . We have analyzed the two cases where all standard oscillation parameters are kept fixed during the minimization procedure (red dashed line, *fixed* in the legend) and when they are all marginalized (black solid line, *marginalized* in the legend). The exercise is repeated for both Normal (NO, left panel of Fig. 1) and Inverted (IO, right panel of Fig. 1) orderings of the neutrino mass eigenstates.

As expected, given the small number of events, not a huge difference can be appreciated when marginalizing over the standard parameters, only a modest improvement is seen at large Δm^2_{31} for the NO case. The value of the mass differences and their 68% CLs (at 1 degree of freedom) obtained from our fit are:

$$\begin{aligned} (\Delta m^2_{31})_{NO} &= 2.8_{-0.6}^{+0.7} \times 10^{-3} \text{ eV}^2 \\ (\Delta m^2_{31})_{IO} &= -2.7_{-0.6}^{+0.7} \times 10^{-3} \text{ eV}^2, \end{aligned} \quad (13)$$

largely compatible with the OPERA result $|\Delta m^2_{32}| = 2.7_{-0.6}^{+0.7} \times 10^{-3}$ eV² (obtained under the assumption of $\sin^2(2\theta_{23}) = 1$), thus sig-

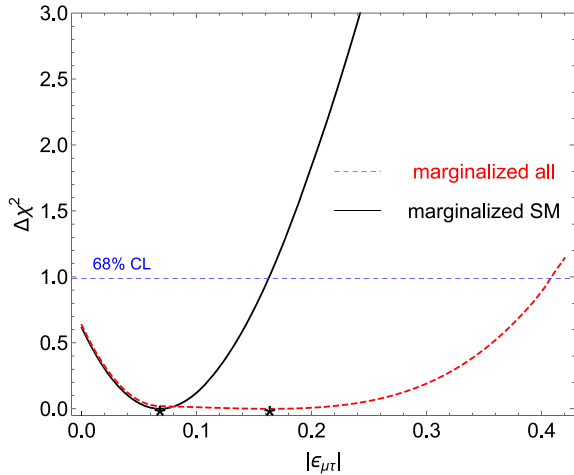


Fig. 2. $\Delta\chi^2 = \chi^2 - \chi_{min}^2$ as a function of the true $|\varepsilon_{\mu\tau}|$. The solid black line is the results obtained when marginalization is performed on the Standard Model parameters and all NSI parameters are set to zero; the red dashed line, instead, is computed marginalizing over all oscillation parameters. Stars represent the best fit points obtained from our fit.

naling a good implementation of the experimental systematics in our numerical analysis.

We next analyze the bounds on $\varepsilon_{\mu\tau}$ from the τ appearance data and some interesting correlations with standard parameters (only NO is considered in the following).

In Fig. 2 we report the behavior of the $\Delta\chi^2 = \chi^2 - \chi_{min}^2$ as a function of the true $|\varepsilon_{\mu\tau}|$; we perform the fit using two different approaches for the minimization procedure: with the solid black line we represent the results obtained when marginalization is performed on the Standard Model parameters and all NSI parameters are set to zero, while the red dashed line is obtained marginalizing over all oscillation parameters, including the NSI ones. As expected, we see that the 68% CLs strongly depend on the chosen minimization procedure; the upper bounds in the two cases are the following:

$$|\varepsilon_{\mu\tau}|^{SM} < 0.16 \quad |\varepsilon_{\mu\tau}|^{all} < 0.41, \quad (14)$$

where the superscripts *SM* and *all* refer to the results obtained when marginalization is performed on the Standard Model parameters and over all oscillation parameters, respectively. It is interest-

ing to observe that the bound *all* is roughly of the same order of magnitude as the one set by DUNE [22,23].²

Finally, in Fig. 3, we present two potentially interesting correlations between $|\varepsilon_{\mu\tau}|$ and its CP phase $\arg(\varepsilon_{\mu\tau})$ (left panel) and $|\varepsilon_{\mu\tau}|$ and Δm_{31}^2 (right panel). Shown are the 68% (red solid line) and 90% CLs (blue dashed line) for both cases.

As we can see in the left plot, the determination of $|\varepsilon_{\mu\tau}|$ strongly depends on the assumed value of its CP phase, the more stringent determination being reached at $\arg(\varepsilon_{\mu\tau}) \sim \pm\pi$, with a best fit in the point (indicated with a black star) $(|\varepsilon_{\mu\tau}|, \arg(\varepsilon_{\mu\tau})) = (0.16, 1.40)$. This means that, to maintain the value of $P_{\mu\tau}$ almost constant, see eq. (6), the regions closed to the CP conserving cases $\exp[i\arg(\varepsilon_{\mu\tau})] \sim \pm 1$ must prefer smaller values for $|\varepsilon_{\mu\tau}|$, as shown in the figure.

In the right plot the correlation between $|\varepsilon_{\mu\tau}|$ and Δm_{31}^2 does not appear to be really significant; we obtained a best fit point in $(|\varepsilon_{\mu\tau}|, \Delta m_{31}^2) = (0.10, 2.2 \times 10^{-3} \text{ eV}^2)$.

3.2. The case of sterile neutrinos

In the case of the 3 + 1 scheme, we start presenting in Fig. 4 the 68% CL bounds on the new mixing angles θ_{i4} in the planes $(\theta_{14}, \theta_{24})$ -left panel, $(\theta_{14}, \theta_{34})$ -central panel and $(\theta_{24}, \theta_{34})$ -right panel. We fixed the new mass difference to two distinct values $\Delta m_{41}^2 = 0.01 \text{ eV}^2$ (solid red lines) and $\Delta m_{41}^2 = 1 \text{ eV}^2$ (dashed blue lines).

The results corresponding to the two sets of mass differences do not show very different bounds on the mixing angles and, in particular, no appreciable limits can be put on θ_{14} , as remarked after eq. (10); limits on θ_{24} and θ_{34} , instead, are of the same order of magnitude, $\theta \lesssim 60^\circ$ at the best. However, the importance of θ_{14} is more visible when addressing the sensitivity of OPERA to the new mass scale; this is because, in the marginalization procedure, the χ^2 can be minimized for very large θ_{14} , thus destroying the good sensitivity obtainable when the angle is fixed to a vanishing value. To illustrate this point, we present in Fig. 5 the 90% CL excluded region in the $[(\theta_{24}, \Delta m_{41}^2)]$ -plane for the two cases where θ_{14} is fixed to be vanishing (blue dashed line) and where θ_{14} is marginalized in the whole $[0, \pi/2]$ interval (red solid line).

As it can be seen, the largest difference among the two cases appears for values of the new mass difference smaller than the atmospheric $\Delta m_{31}^2 \sim 10^{-3} \text{ eV}^2$, where the first term in eq. (8)

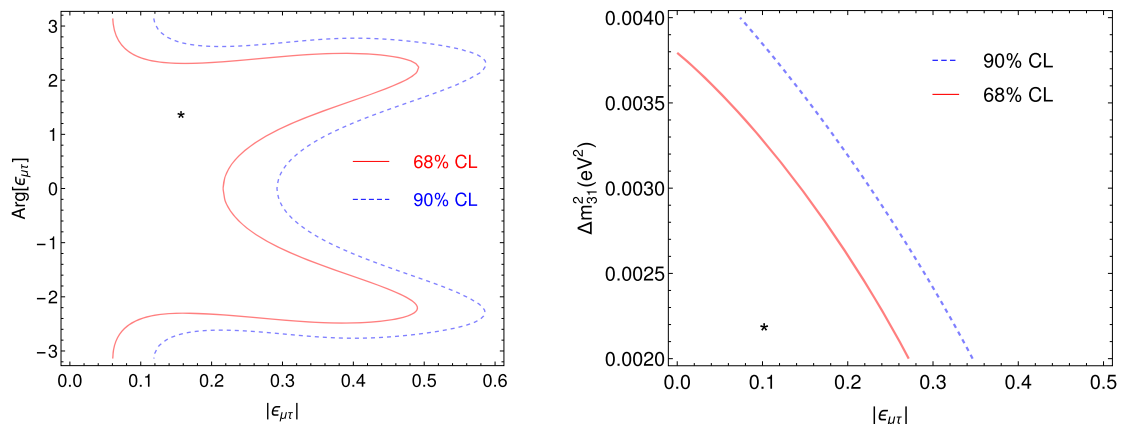


Fig. 3. Left panel: correlations between $|\varepsilon_{\mu\tau}|$ and its CP phase $\arg(\varepsilon_{\mu\tau})$. Undisplayed parameters have been marginalized over. Right panel: correlation between $|\varepsilon_{\mu\tau}|$ and Δm_{31}^2 . Marginalization has been performed on the SM parameters only. In both panels we present the 68% (red solid line) and 90% CLs (blue dashed line).

² But see [24] for other bounds obtained with a different DUNE detector performance.

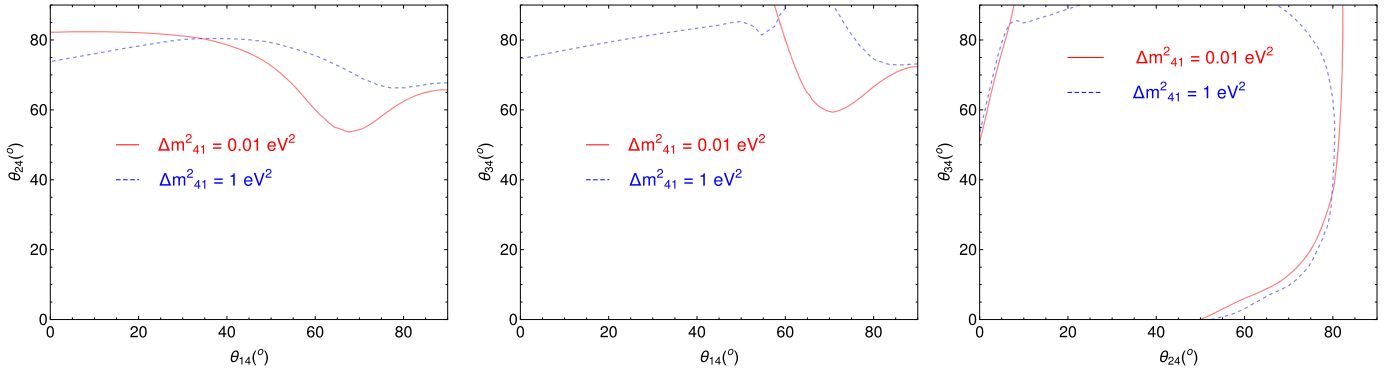


Fig. 4. 68% CL bounds on the new mixing angles θ_{14} as obtained from the OPERA data. Solid red lines refer to the case where $\Delta m^2_{41} = 0.01 \text{ eV}^2$, blue dashed lines to $\Delta m^2_{41} = 1 \text{ eV}^2$.

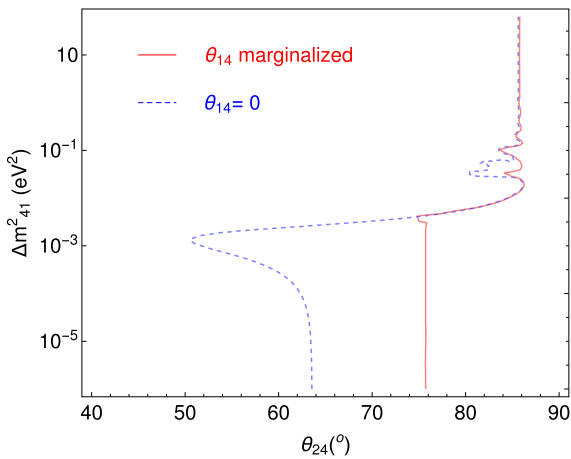


Fig. 5. 90% CL excluded region in the $(\theta_{24}, \Delta m^2_{41})$ -plane for the two cases where θ_{14} is fixed to be vanishing (blue dashed line) and where θ_{14} is marginalized in the whole $[0, \pi/2]$ interval (red solid line).

dominates and large θ_{14} can cancel the contributions from the standard mixing, thus reducing the sensitivity of the experiment to θ_{24} .

The pattern seen in the figure, independently on the adopted strategy for the marginalization, is clear: in the region $10^{-4} \text{ eV}^2 \lesssim \Delta m^2_{41} \lesssim 10^{-2} \text{ eV}^2$, the new mass difference is of the same order as the atmospheric frequency in NO, so that interference effects lead to a sensitive improvement in the exclusion regions down to $\lesssim 50^\circ$; on the other hand, for smaller values of Δm^2_{41} , the active-sterile oscillations due to the new frequency are suppressed but, being $\Delta m^2_{43} \sim -\Delta m^2_{31}$, the oscillations due to this new mass difference continue to be present, thus justifying a non-vanishing sensitivity to the mixing angle, almost irrespective on the precise Δm^2_{41} value.

4. Conclusions

In this paper we have addressed the possibility of studying two common new physics scenarios in neutrino oscillations, namely NSI and 3 + 1 sterile neutrino mixing, using the recent published data of the OPERA experiment on the $\nu_\mu \rightarrow \nu_\tau$ transition. Although the statistics at our disposal is not sufficiently large as to expect huge improvements in the bounds already set on the new physics parameters, we nonetheless considered this exercise as an interesting one because the contributions of the new ν_τ appearance data have been explicitly taken into account.

In the NSI sector, the relevant new parameter to which OPERA is maximally sensitive is $\varepsilon_{\mu\tau}$ on which, using the spectral information released in [1], can set the 90% CL upper bound $|\varepsilon_{\mu\tau}| < 0.41$, roughly two orders of magnitude worse than the current constraint. Anything can be said on the related CP phase, which remains undetermined in the whole $[0, 2\pi)$ interval.

In the 3 + 1 sterile neutrino case, the OPERA data showed a limited sensitivity only on the correlated $\theta_{24,34}$ angles (in the adopted parametrization of the PMNS given in eq. (9)): values larger than $\sim 60^\circ$ can be excluded if one of the other angles is close to be vanishing, for almost any value of the new mass difference Δm^2_{41} in the range $[10^{-6}, 10^2] \text{ eV}^2$.

Acknowledgements

I am grateful to Anish Ghoshal for the careful reading of the manuscript.

References

- [1] N. Agafonova, et al., OPERA Collaboration, Phys. Rev. Lett. 120 (21) (2018) 211801, <https://doi.org/10.1103/PhysRevLett.120.211801>, arXiv:1804.04912 [hep-ex].
- [2] I. Esteban, M.C. Gonzalez-Garcia, M. Maltoni, I. Martinez-Soler, T. Schwetz, J. High Energy Phys. 1701 (2017) 087, [https://doi.org/10.1007/JHEP01\(2017\)087](https://doi.org/10.1007/JHEP01(2017)087), arXiv:1611.01514 [hep-ph].
- [3] F. Capozzi, E. Lisi, A. Marrone, D. Montanino, A. Palazzo, Nucl. Phys. B 908 (2016) 218, <https://doi.org/10.1016/j.nuclphysb.2016.02.016>, arXiv:1601.07777 [hep-ph].
- [4] P.F. de Salas, D.V. Forero, C.A. Ternes, M. Tortola, J.W.F. Valle, arXiv:1708.01186 [hep-ph].
- [5] Y. Farzan, M. Tortola, Front. Phys. 6 (2018) 10, <https://doi.org/10.3389/fphy.2018.00010>, arXiv:1710.09360 [hep-ph].
- [6] E. Roulet, Phys. Rev. D 44 (1991) 935, <https://doi.org/10.1103/PhysRevD.44.R935>, Phys. Rev. D 44 (1991) R935.
- [7] M.M. Guzzo, A. Masiero, S.T. Petcov, Phys. Lett. B 260 (1991) 154, [https://doi.org/10.1016/0370-2693\(91\)90984-X](https://doi.org/10.1016/0370-2693(91)90984-X).
- [8] S. Bergmann, Y. Grossman, E. Nardi, Phys. Rev. D 60 (1999) 093008, <https://doi.org/10.1103/PhysRevD.60.093008>, arXiv:hep-ph/9903517.
- [9] M. Blennow, D. Meloni, T. Ohlsson, F. Terranova, M. Westerberg, Eur. Phys. J. C 56 (2008) 529, <https://doi.org/10.1140/epjc/s10052-008-0683-6>, arXiv:0804.2744 [hep-ph].
- [10] M. Maltoni, T. Schwetz, Phys. Rev. D 76 (2007) 093005, <https://doi.org/10.1103/PhysRevD.76.093005>, arXiv:0705.0107 [hep-ph].
- [11] A. Donini, M. Maltoni, D. Meloni, P. Migliozzi, F. Terranova, J. High Energy Phys. 0712 (2007) 013, <https://doi.org/10.1088/1126-6708/2007/12/013>, arXiv:0704.0388 [hep-ph].
- [12] D. Meloni, J. Tang, W. Winter, Phys. Rev. D 82 (2010) 093008, <https://doi.org/10.1103/PhysRevD.82.093008>, arXiv:1007.2419 [hep-ph].
- [13] S. Gariazzo, C. Giunti, M. Laveder, Y.F. Li, J. High Energy Phys. 1706 (2017) 135, [https://doi.org/10.1007/JHEP06\(2017\)135](https://doi.org/10.1007/JHEP06(2017)135), arXiv:1703.00860 [hep-ph].
- [14] M. Dentler, Á. Hernández-Cabezudo, J. Kopp, P.A.N. Machado, M. Maltoni, I. Martinez-Soler, T. Schwetz, J. High Energy Phys. 1808 (2018) 010, [https://doi.org/10.1007/JHEP08\(2018\)010](https://doi.org/10.1007/JHEP08(2018)010), arXiv:1803.10661 [hep-ph].

- [15] R. Acquafredda, et al., *J. Instrum.* 4 (2009) P04018, <https://doi.org/10.1088/1748-0221/4/04/P04018>.
- [16] <http://www0.mi.infn.it/~psala/lcarus/cngs.html>.
- [17] P. Huber, M. Lindner, W. Winter, *Nucl. Phys. B* 645 (2002) 3, [https://doi.org/10.1016/S0550-3213\(02\)00825-8](https://doi.org/10.1016/S0550-3213(02)00825-8), arXiv:hep-ph/0204352.
- [18] G.L. Fogli, E. Lisi, A. Marrone, D. Montanino, A. Palazzo, *Phys. Rev. D* 66 (2002) 053010, <https://doi.org/10.1103/PhysRevD.66.053010>, arXiv:hep-ph/0206162.
- [19] P. Huber, M. Lindner, W. Winter, *Comput. Phys. Commun.* 167 (2005) 195, <https://doi.org/10.1016/j.cpc.2005.01.003>, arXiv:hep-ph/0407333.
- [20] P. Huber, J. Kopp, M. Lindner, M. Rolinec, W. Winter, *Comput. Phys. Commun.* 177 (2007) 432, <https://doi.org/10.1016/j.cpc.2007.05.004>, arXiv:hep-ph/0701187.
- [21] J. Kopp, *Int. J. Mod. Phys. C* 19 (2008) 523, <https://doi.org/10.1142/S0129183108012303>, arXiv:physics/0610206.
- [22] P. Coloma, *J. High Energy Phys.* 1603 (2016) 016, [https://doi.org/10.1007/JHEP03\(2016\)016](https://doi.org/10.1007/JHEP03(2016)016), arXiv:1511.06357 [hep-ph].
- [23] D. Meloni, *J. High Energy Phys.* 1808 (2018) 028, [https://doi.org/10.1007/JHEP08\(2018\)028](https://doi.org/10.1007/JHEP08(2018)028), arXiv:1805.01747 [hep-ph].
- [24] M. Blennow, S. Choubey, T. Ohlsson, D. Pramanik, S.K. Raut, *J. High Energy Phys.* 1608 (2016) 090, [https://doi.org/10.1007/JHEP08\(2016\)090](https://doi.org/10.1007/JHEP08(2016)090), arXiv:1606.08851 [hep-ph].