



Transverse-momentum and event-shape dependence of D-meson flow harmonics in Pb–Pb collisions at $\sqrt{s_{NN}} = 5.02$ TeV



ALICE Collaboration*

ARTICLE INFO

Article history:

Received 13 September 2020
 Received in revised form 20 November 2020
 Accepted 22 December 2020
 Available online 29 December 2020
 Editor: M. Doser

ABSTRACT

The elliptic and triangular flow coefficients v_2 and v_3 of prompt D^0 , D^+ , and D^{*+} mesons were measured at midrapidity ($|y| < 0.8$) in Pb–Pb collisions at the centre-of-mass energy per nucleon pair of $\sqrt{s_{NN}} = 5.02$ TeV with the ALICE detector at the LHC. The D mesons were reconstructed via their hadronic decays in the transverse momentum interval $1 < p_T < 36$ GeV/c in central (0–10%) and semi-central (30–50%) collisions. Compared to pions, protons, and J/ψ mesons, the average D-meson v_n harmonics are compatible within uncertainties with a mass hierarchy for $p_T \lesssim 3$ GeV/c, and are similar to those of charged pions for higher p_T . The coupling of the charm quark to the light quarks in the underlying medium is further investigated with the application of the event-shape engineering (ESE) technique to the D-meson v_2 and p_T -differential yields. The D-meson v_2 is correlated with average bulk elliptic flow in both central and semi-central collisions. Within the current precision, the ratios of per-event D-meson yields in the ESE-selected and unbiased samples are found to be compatible with unity. All the measurements are found to be reasonably well described by theoretical calculations including the effects of charm-quark transport and the recombination of charm quarks with light quarks in a hydrodynamically expanding medium.

© 2020 The Author(s). Published by Elsevier B.V. This is an open access article under the CC BY license (<http://creativecommons.org/licenses/by/4.0/>). Funded by SCOAP³.

1. Introduction

The formation of a strongly coupled colour-deconfined medium in ultra-relativistic heavy-ion collisions, called quark–gluon plasma (QGP), has been established both at RHIC and LHC energies [1,2]. The QGP behaves as a near-perfect fluid with small shear viscosity over entropy density ratio, η/s , undergoing an expansion that can be described by relativistic hydrodynamics [3].

In heavy-ion collisions, heavy quarks (charm and beauty) are predominantly produced via hard-scattering processes on a time scale shorter than the QGP formation time [4,5], and therefore they experience all the stages of the system evolution, interacting with the medium constituents via both elastic (collisional) [6] and inelastic (gluon radiation) [7–9] processes. The measurement of the suppression of the yield of heavy-flavour hadrons in central nucleus–nucleus collisions relative to pp collisions scaled by the number of nucleon–nucleon collisions at both RHIC [10–14] and LHC energies [15–21] provides compelling evidence of heavy-quark energy loss in deconfined strongly interacting matter.

Additional insights into the QGP properties can be obtained by measuring the azimuthal anisotropy of heavy-flavour hadrons. In non-central nucleus–nucleus collisions the initial spatial anisotropy

of the overlap region is converted via multiple interactions into an azimuthally anisotropic distribution in the momentum space of the produced particles [22,23]. This anisotropy is characterised in terms of the Fourier coefficients $v_n = \langle \cos[n(\varphi - \Psi_n)] \rangle$, where φ is the azimuthal angle of the particle and Ψ_n is the azimuthal angle of the symmetry plane for the n th-order harmonic [23,24]. The values of the Fourier coefficients depend on the geometry of the collision, the fluctuations in the distributions of nucleons and gluons within the nuclei [25], and the dynamics of the expansion. The second order flow coefficient v_2 , called *elliptic flow*, is related to the almond-shaped geometry of the overlap region between the colliding nuclei and, consequently, is the largest contribution to the anisotropy in non-central collisions. The third harmonic coefficient v_3 , named *triangular flow*, originates from event-by-event fluctuations in the initial distribution of nucleons and gluons in the overlap region [26]. In particular, the measurement of the azimuthal anisotropy of heavy-flavour hadrons at low p_T can help quantify the extent to which charm and beauty quarks participate in the collective expansion of the medium [27], as well as the fraction of heavy-flavour hadrons hadronising via recombination with flowing light quarks [28,29]. At high p_T , instead, the charm hadron azimuthal anisotropy can constrain the path-length dependence of heavy-quark in-medium energy loss [30,31]. Precise measurements of heavy-flavour v_n coefficients are useful to con-

* E-mail address: alice-publications@cern.ch.

strain the parameters of models that implement the heavy-quark transport in the QGP. In this context, the heavy-quark spatial diffusion coefficient D_s in the QGP is particularly interesting, since it is related to the relaxation (equilibration) time of heavy quarks $\tau_Q = (m_Q/T)D_s$, where m_Q is the quark mass and T is the medium temperature [32].

Further investigation into the dynamics of heavy quarks in the medium can be performed with the event-shape engineering (ESE) technique [33], which allows for selection of events with the same centrality but different initial geometry on the basis of the magnitude of the average bulk flow. In fact, hydrodynamic calculations show that the average flow of the bulk of soft hadrons is proportional to the initial-state eccentricities [34] for small values of η/s [3,35,36]. By classifying the events with the ESE technique it is possible to investigate the correlation between the flow coefficients of D mesons and soft hadrons. According to the available calculations [34,37,38], the initial system ellipticity is converted into parton flow with a similar efficiency for bulk and charm quarks, despite the different production mechanisms, dynamics, and hadronisation of heavy quarks and light partons forming the bulk of the medium. Moreover, the measurement of the D-meson spectra in events with different average eccentricity provides information about the possible correlation between the radial and elliptic flows at low-intermediate p_T , and the charm-quark energy loss and the elliptic flow at high p_T . The correlation with the radial flow is expected to be present from the observation of the scaling of the flow harmonics with the particle mass [39], while the correlation with the in-medium energy loss would be motivated by the different path traversed by the charm quark in the medium in the case of an isotropic or an eccentric system.

A positive D-meson v_2 is observed at both RHIC [10,40,41] and the LHC [42–48]. The comparison of the D-meson v_2 with the charged-pion v_2 and with theoretical models [49–57] indicates that charm quarks participate in the collective expansion of the medium and that both collisional processes and the recombination of charm and light quarks contribute to the observed elliptic flow. Furthermore, a positive D^0 -meson v_3 was measured by the CMS Collaboration [47]. The p_T -differential yields and v_2 of D mesons were measured by the ALICE Collaboration in samples of events selected on the basis of the average bulk elliptic flow with the ESE technique [48]. A correlation between the D-meson v_2 and the v_2 of the bulk of light hadrons was observed, while the ratio of the p_T -differential yields in ESE-selected samples to the yields measured without any ESE selection was found to be compatible with unity within the large uncertainties.

In this Letter, the measurement of the non-strange D-meson flow harmonics performed on a large sample of Pb–Pb collisions at $\sqrt{s_{NN}} = 5.02$ TeV collected by ALICE in 2018 is reported. With this data sample, the D-meson v_2 is measured with the Scalar Product (SP) method in an extended p_T interval and with smaller uncertainties with respect to the previous results obtained with the Event Plane (EP) method described in [46,48] in the 30–50% centrality class. The results obtained with the SP and the EP method were found to be compatible between each other, as reported in previous publications [43]. The measurement of the D-meson v_2 coefficient in the 0–10% centrality class and v_3 coefficient in the 0–10% and 30–50% centrality classes are also presented. In addition, the measurement of the v_2 and the modification of the p_T distributions in the ESE-selected samples is reported in narrower classes of the average event flow with respect to [48]. The measurements are compared to theoretical calculations in order to assess information about the participation of the charm quark in the collective motion of the system and its interactions with the QGP constituents.

2. Detector and data sample

A detailed description of the ALICE apparatus and data acquisition framework can be found in [58,59]. The main detectors used for this analysis are the Inner Tracking System (ITS) [60], the Time Projection Chamber (TPC) [61], and the Time-Of-Flight (TOF) detector [62]. The ITS is a six-layer silicon detector which provides the event selection, the reconstruction of primary and secondary vertices, and the tracking of charged particles. The TPC detector is used for the track reconstruction and the particle identification (PID) via the measurement of the specific energy loss dE/dx , while the TOF detector provides PID via the measurement of the flight time of the particles. These detectors are located inside a solenoid providing a uniform magnetic field of 0.5 T parallel to the LHC beam direction and cover the pseudorapidity interval $|\eta| < 0.9$. A minimum-bias interaction trigger was provided by the coincidence of signals in the two scintillator arrays of the V0 detector [63], covering the full azimuth in the pseudorapidity regions $-3.7 < \eta < -1.7$ (VOC) and $2.8 < \eta < 5.1$ (VOA). An online selection based on the V0 signal amplitudes was applied in order to enhance the sample of central and mid-central collisions through two separate trigger classes. Background events from beam–gas interactions were removed offline using the time information provided by the V0 and the neutron Zero-Degree Calorimeters (ZDC) [64]. Only events with a primary vertex reconstructed within ± 10 cm from the centre of the detector along the beam line were considered in the analysis.

Events were divided into centrality classes, defined in terms of percentiles of the hadronic Pb–Pb cross section, using the amplitudes of the signals in the V0 arrays. The number of events in each centrality class considered for this analysis (0–10% and 30–50%) is about 100×10^6 and 85×10^6 , corresponding to an integrated luminosity of $\simeq 130 \mu\text{b}^{-1}$ and $\simeq 56 \mu\text{b}^{-1}$, respectively [65]. In order to apply the ESE technique, the events in each centrality class were further divided into samples with different average elliptic anisotropy of final-state particles, selected according to the magnitude of the second-order harmonic reduced flow vector q_2 [36], defined as

$$q_2 = |\mathbf{Q}_2|/\sqrt{M}, \quad (1)$$

where M is the number of tracks used in the $|\mathbf{Q}_2|$ calculation selected as described below, and

$$\mathbf{Q}_2 = \sum_{k=1}^M e^{i2\varphi_k} \quad (2)$$

is a vector built from the azimuthal angles (φ_k) of the considered particles. The \mathbf{Q}_2 vector was measured using charged tracks reconstructed in the TPC with $|\eta| < 0.8$ and $0.2 < p_T < 5$ GeV/ c to exploit the φ resolution of the TPC and the large multiplicity at midrapidity, which are crucial to maximise the selectivity of q_2 with respect to the final state flow eccentricity [48,66]. The denominator in Eq. (1) is introduced to remove the dependence of $|\mathbf{Q}_2|$ on \sqrt{M} in the absence of flow [36]. The tracks used to form the D-meson candidates were excluded from the computation of q_2 to partially remove autocorrelations between D mesons and q_2 . The effect of residual autocorrelations between the D mesons and q_2 was studied in [48] by computing q_2 from the azimuthal distribution of the energy deposition measured in the VOA detector, and hence introducing a pseudorapidity gap of two units between the D mesons and q_2 . The v_2 values obtained with the q_2 calculated with TPC tracks and using the V0 detector were found to be compatible with a reduction of the eccentricity discriminating power of the two detectors without allowing for a firm conclusion on the magnitude of non-flow contamination. The same study was

repeated for the data sample used for this analysis, leading to the same conclusions.

The selection of the events according to the average elliptic flow of the event was performed by defining q_2 percentiles in 1%-wide centrality intervals as described in [48] and [67] to avoid the introduction of biases in the centrality (multiplicity) distribution of the selected events. The ESE-selected classes defined for the analyses presented in this paper correspond to the 20% of events with smallest and largest q_2 , respectively, and will be indicated as “small- q_2 ” and “large- q_2 ”. In case of no ESE selection, the term “unbiased” will be used.

3. Analysis technique

The charmed mesons were reconstructed at midrapidity via the decay channels $D^0 \rightarrow K^- \pi^+$ (with branching ratio, $BR = 3.89 \pm 0.04\%$), $D^+ \rightarrow K^- \pi^+ \pi^+$ ($BR = 8.98 \pm 0.28\%$), and $D^{*+} \rightarrow D^0 \pi^+$ ($BR = 67.7 \pm 0.5\%$) and their charge conjugates [68]. D^0 and D^+ candidates were built combining pairs and triplets of tracks with the proper charge, $p_T > 0.4$ GeV/c, $|\eta| < 0.8$, a fit quality $\chi^2/\text{nfd} < 2$ in the TPC (where nfd is the number of degrees of freedom involved in the track fit procedure), at least 70 (out of 159) associated space points in the TPC, and a minimum number of two hits in the ITS, with at least one in the two innermost layers. D^{*+} candidates were formed by combining D^0 candidates with low- p_T tracks, referred to here as “soft pions”, which were required to have $p_T > 0.1$ GeV/c, $|\eta| < 0.8$, and at least three associated hits in the ITS. These selections limit the D-meson acceptance in rapidity, which drops to zero for $|y| > 0.6$ for $p_T = 1$ GeV/c and $|y| > 0.8$ for $p_T > 5$ GeV/c. A p_T -dependent fiducial acceptance cut, $|y_D| < y_{\text{fid}}(p_T)$, was therefore applied, defined as a second-order polynomial function increasing from 0.6 to 0.8 in the range $1 < p_T < 5$ GeV/c, and fixed to 0.8 for $p_T > 5$ GeV/c.

The D-meson candidate selection approach adopted to reduce the combinatorial background is similar to that used in previous analyses [43,46]. The analysis procedure searches for decay vertices displaced from the primary vertex, exploiting the mean proper decay lengths of about 123 and 312 μm for D^0 and D^+ mesons, respectively [68]. The variables mainly used to distinguish between signal and background candidates are based on the separation between the primary and decay vertices, the displacement of the tracks from the primary vertex, and the pointing angle of the reconstructed D-meson momentum to the primary vertex, and are the same as described in [21,69]. In the strong decay of the D^{*+} meson the primary vertex cannot be differentiated from the secondary vertex. Therefore the geometrical selections were applied on the secondary vertex topology of the produced D^0 mesons. The optimisation of the selection criteria for each D-meson species was performed as a function of p_T and independently for the two centrality classes. Further reduction of the combinatorial background was obtained by applying PID for the daughter tracks with the TPC and TOF detectors. A selection in units of resolution ($\pm 3\sigma$) was applied on the difference between the measured and expected signals of pions and kaons for both dE/dx and time-of-flight. The same selections are applied both for the unbiased and the ESE-selected measurements.

The D-meson elliptic and triangular flow coefficients, v_2 and v_3 , were measured using the Scalar Product (SP) method [36,70,71]. For each D-meson candidate, the v_n coefficients can be expressed in terms of the Q_n vectors, introduced in Sec. 2, as

$$v_n\{\text{SP}\} = \langle \langle \mathbf{u}_n \cdot \frac{\mathbf{Q}_n^{A*}}{M^A} \rangle \rangle / \sqrt{\frac{\langle \frac{\mathbf{Q}_n^A}{M^A} \cdot \frac{\mathbf{Q}_n^{B*}}{M^B} \rangle \langle \frac{\mathbf{Q}_n^A}{M^A} \cdot \frac{\mathbf{Q}_n^{C*}}{M^C} \rangle}{\langle \frac{\mathbf{Q}_n^B}{M^B} \cdot \frac{\mathbf{Q}_n^{C*}}{M^C} \rangle}}, \quad (3)$$

where $\mathbf{u}_n = e^{in\varphi_D}$ is the unit flow vector of the D-meson candidate with azimuthal angle φ_D and the symbol “*” denotes the complex conjugation. The denominator is called the resolution (R_n) and is calculated with the formula introduced in [36], where the three subevents, indicated as A, B, and C, are defined by the particles measured in the V0C, V0A, and TPC detectors, respectively. \mathbf{Q}_n^k is the subevent flow vector corresponding to the n th-order harmonic for the subevent k , and M^k represents the subevent multiplicity. This is defined as the sum of the amplitudes measured in each channel for the V0A and the V0C. For the V0A and V0C detectors, the Q_n vectors were calculated from the azimuthal distribution of the energy deposition, and their components are given by

$$Q_{n,x}^{\text{V0A or V0C}} = \sum_{k=1}^{N_{\text{sectors}}} w_k \cos(n\varphi_k),$$

$$Q_{n,y}^{\text{V0A or V0C}} = \sum_{k=1}^{N_{\text{sectors}}} w_k \sin(n\varphi_k), \quad (4)$$

where the sum runs over the 32 sectors (N_{sectors}) of the V0A or V0C detector, φ_k is the azimuthal angle of the centre of the sector k , and w_k is the amplitude measured in sector k , once the gain of the single channels is equalised and the recentering is applied to correct effects of non-uniform acceptance [72]. For the TPC detector, the Q_n vectors were computed using Eq. (2). The single bracket $\langle \rangle$ in Eq. (3) refers to an average over all the events, while the double brackets $\langle \langle \rangle \rangle$ denote the average over all particles in the considered p_T interval and all events. The R_n is obtained as a function of the collision centrality.

The v_n of the D mesons cannot be directly measured using Eq. (3) as D^0 , D^+ , and D^{*+} cannot be identified on a particle-by-particle basis. Therefore, a simultaneous fit to the invariant-mass spectrum and the v_n^{tot} distribution as a function of the invariant mass (M_D) was performed in each p_T interval for D^0 and D^+ candidates separately in order to measure the raw yields and the flow coefficients. For the D^{*+} case the distributions are studied as a function of the mass difference $\Delta M = M(K\pi\pi) - (K\pi)$. The measured anisotropic flow coefficient, v_n^{tot} , can be written as a weighted sum of the v_n of the D-meson candidate, v_n^{sig} , and that of background, v_n^{bkg} [73] as

$$v_n^{\text{tot}}(M_D) = v_n^{\text{sig}} \frac{N^{\text{sig}}}{N^{\text{sig}} + N^{\text{bkg}}}(M_D) + v_n^{\text{bkg}}(M_D) \frac{N^{\text{bkg}}}{N^{\text{sig}} + N^{\text{bkg}}}(M_D), \quad (5)$$

where N^{sig} and N^{bkg} are the raw signal and background yields, respectively. The fit function for the invariant-mass distributions was composed of a Gaussian term to describe the signal and an exponential distribution for the background for D^0 and D^+ candidates, while for the D^{*+} candidates the background was described by the function $a\sqrt{\Delta M - m_\pi} e^{b(\Delta M - m_\pi)}$, where a and b are free parameters. In the case of the D^0 invariant mass the contribution of signal candidates with the reflected $K-\pi$ mass assignment was taken into account with an additional term. Its invariant-mass distribution was parameterised with a double-Gaussian distribution based on Monte Carlo (MC) simulations [43,46,48,69,74]. In the MC simulation, the underlying Pb-Pb events at $\sqrt{s_{\text{NN}}} = 5.02$ TeV were simulated using the HIJING v1.383 generator [75] and $c\bar{c}$ or $b\bar{b}$ pairs were added with the PYTHIA 6.4.25 generator [76] with Perugia-2011 tune [77]. In the simultaneous fit, the v_n parameter for the candidates with wrong $K-\pi$ mass assignment was set to be equal to v_n^{sig} , provided that the origin of these candidates are real D^0 mesons. The v_n^{sig} is measured from the fit to the v_n^{tot} distribution with the function of Eq. (5), where v_n^{bkg} is a linear function

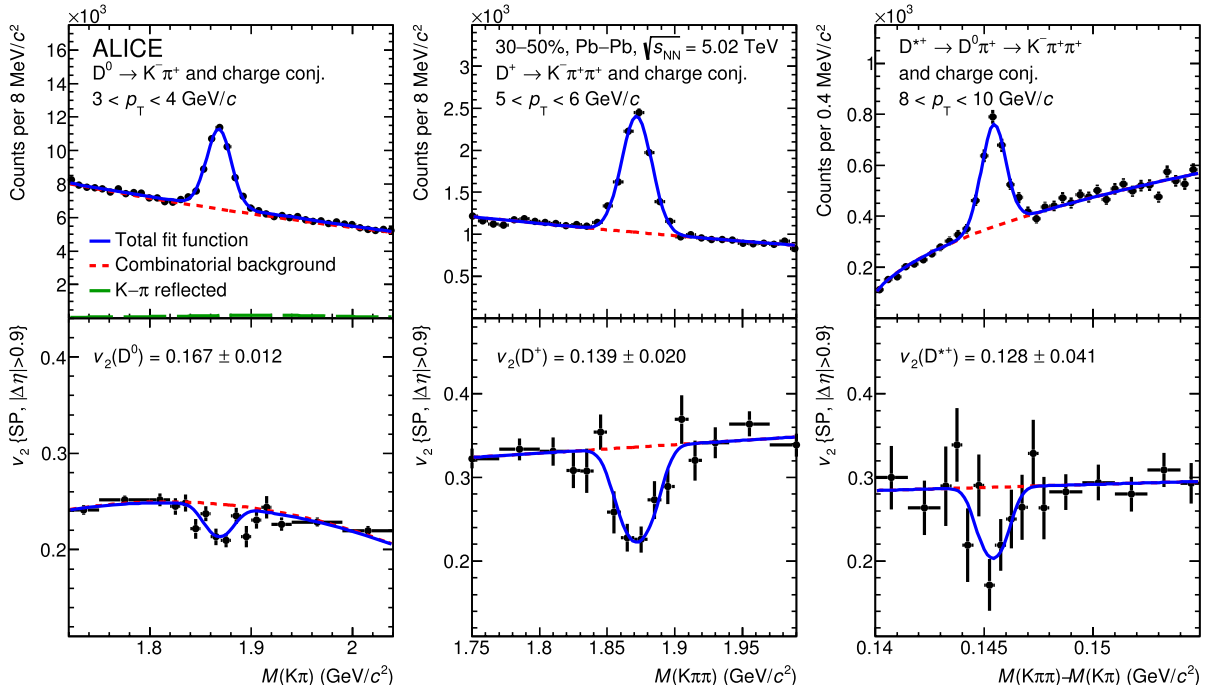


Fig. 1. Simultaneous fits to the invariant-mass spectrum and $v_2(M_D)$ of D^0 (left panel), D^+ (middle panel), and D^{*+} (right panel) meson candidates in the $3 < p_T < 4$ GeV/c, $5 < p_T < 6$ GeV/c, and $8 < p_T < 10$ GeV/c intervals, respectively, for the 30–50% centrality class. The solid blue and the dotted red curves represent the total and the combinatorial-background fit functions, respectively. For the D^0 candidates, the green dashed curve represents the contribution of the reflected signal.

for D^+ and D^{*+} mesons, and D^0 mesons with $p_T > 4$ GeV/c. For the D^0 candidates with $p_T < 4$ GeV/c, a second-order polynomial function was used instead. Fig. 1 shows the simultaneous fit to the invariant-mass spectrum and $v_2^{\text{tot}}(M_D)$ in the p_T intervals 3–4 GeV/c for D^0 , 5–6 GeV/c for D^+ , and 8–10 GeV/c for D^{*+} in the 30–50% centrality class.

The reconstructed D-meson signal is a mixture of prompt D mesons from c -quark hadronisation or strong decays of excited charmonium or open-charm states, and D mesons from beauty-hadron decays, called “feed-down” in the following. The v_n^{sig} is therefore a linear combination of prompt (v_n^{prompt}) and feed-down ($v_n^{\text{feed-down}}$) contributions, and can be expressed as

$$v_n^{\text{sig}} = f_{\text{prompt}} v_n^{\text{prompt}} + (1 - f_{\text{prompt}}) v_n^{\text{feed-down}}, \quad (6)$$

where f_{prompt} is the fraction of promptly produced D mesons estimated as a function of p_T with the theory-driven method described in [21]. This method uses (i) FONLL calculations [78,79] for the production cross section of beauty hadrons, (ii) the beauty-hadron decay kinematics from the EvtGen package [80], (iii) the product of efficiency and acceptance ($\text{Acc} \times \varepsilon$) from Monte Carlo simulations, and (iv) a hypothesis on the nuclear modification factor of feed-down D mesons.

The anisotropic flow coefficients of promptly produced D mesons were obtained assuming $v_n^{\text{feed-down}} = v_n^{\text{prompt}}/2$. The hypothesis is based on the measurement of the non-prompt J/ψ performed by CMS [19] and on the available model calculations [49,81,82], that indicate $0 < v_n^{\text{feed-down}} < v_n^{\text{prompt}}$.

For the measurement of the modification of the p_T -differential distributions of D mesons in the ESE-selected samples compared to the unbiased sample, the raw yields were extracted via fits to the invariant-mass distributions of D^0 , D^+ , and D^{*+} candidates and normalised to the corresponding number of events in the corresponding ESE-selected sample. The same functions adopted in the simultaneous fits for the invariant-mass distributions were used. The extracted raw yields were not corrected for the efficiency in the ratio calculation, under the assumption that the reconstruction

and selection efficiencies do not depend on q_2 . This assumption was previously verified in [48].

4. Systematic uncertainties

The D-meson v_n coefficients are affected by the systematic uncertainties due to (i) the signal extraction from the invariant-mass and v_n^{tot} distributions, (ii) the beauty feed-down contribution, (iii) on the selection of the centrality interval in which R_n is calculated, and (iv), for the ESE-selected samples, the uncertainties due to possible bias caused by the presence of auto-correlation effects between the subevents used for R_n and q_2 calculations.

The uncertainty due to the simultaneous fit was estimated by repeating the fit several times with different configurations. In particular, the lower and upper limits of the fit range, the bin width, and the background fit functions used for the invariant-mass and v_n^{tot} distributions were varied. For each configuration the D-meson v_n was calculated and the absolute systematic uncertainty for each p_T interval was assigned as the r.m.s. of the v_n distribution obtained from the different trials. The absolute systematic uncertainty values on the v_n are reported in Table 1 and they depend on the D-meson species, the p_T interval and the ESE-selected class. This source of uncertainty was considered as uncorrelated among the p_T intervals and the centrality classes for the two harmonics. The correlation between the small- q_2 /large- q_2 and the unbiased case was investigated and the outcome indicated that this uncertainty source is uncorrelated between the different q_2 -selected samples.

For the p_T -differential yield ratios in ESE-selected samples, the uncertainty for the signal extraction was estimated using the same approach described above, directly on the ratio of the yields in the ESE-selected and unbiased samples, leading to a systematic uncertainty value from 0.7% to 5%, depending on the p_T and the D-meson species.

The systematic uncertainty source related to the beauty feed-down correction has two main contributions. The first is due to the f_{prompt} calculation and it was studied by varying the quark mass

Table 1

Summary of systematic uncertainties on the measurement of the D-meson v_2 , in the unbiased and ESE-selected samples, and v_3 in Pb–Pb collisions at $\sqrt{s_{NN}} = 5.02$ TeV. The range of the uncertainties on the fitting procedure and feed-down subtraction are quoted as absolute uncertainties, while those on the R_n as relative uncertainty.

Systematic uncertainty source	v_2	v_3	v_2 small- q_2	v_2 large- q_2
0–10%				
M and v_n fits	0.005–0.03	0.006–0.03	0.006–0.01	0.006–0.01
Feed-down	0.002–0.01	0.0007–0.01	0.0003–0.006	0.003–0.016
R_n determination	3.5%	negl.	3.5%	3.5%
Autocorrelations on R_2 and q_2	-	-	3.5%	1%
30–50%				
M and v_n fits	0.006–0.025	0.01–0.05	0.006–0.015	0.004–0.015
Feed-down	0.0004–0.02	0.003–0.018	0.003–0.01	0.004–0.029
R_n determination	0.5%	0.5%	0.5%	0.5%
Autocorrelations on R_2 and q_2	-	-	0.5%	0.5%

and the renormalisation and factorisation scales in the FONLL calculations, the $R_{AA}^{\text{feed-down}}$ hypothesis as reported in [21]. The second contribution is due to the assumption of $v_n^{\text{feed-down}} = v_n^{\text{prompt}}/2$, previously described in Sec. 3, and was estimated by assuming a flat distribution of $v_n^{\text{feed-down}}$ between 0 and v_n^{prompt} and by varying the central value of $v_n^{\text{feed-down}}$ by $\pm v_n^{\text{prompt}}/\sqrt{12}$. The values of the absolute systematic uncertainty from the beauty feed-down correction are reported in Table 1 and they depend on the D-meson species, the p_T interval and the ESE-selected class. The uncertainty due to the beauty feed-down correction was assumed to be fully correlated among the p_T bins for the measured v_n coefficients in the same centrality class.

The non-flow effects are naturally suppressed because of the pseudorapidity gap of at least 0.9 units between the pseudorapidity interval used for the D-meson reconstruction, and the VOC used for the Q_n -vector determination. Furthermore, the auto-correlation effect due to the usage of the TPC tracks for the q_2 estimate has been discussed in Sec. 2 and the related systematic uncertainty was found to be negligible, as described in [48].

The contribution of the R_n to the systematic uncertainty is due to the centrality dependence. The central value of R_n was estimated using the three subevent formula, as described in Sec. 3, averaged over the events in the 0–10% and 30–50% intervals. The uncertainty was evaluated as the difference of the centrality integrated R_n values with those obtained as weighted averages of R_n values in narrow centrality intervals using the D-meson yields as weights. A systematic uncertainty of 3.5% and 0.5% was assigned on R_2 in the 0–10% and 30–50% centrality classes and for all ESE-selected samples. For the R_3 , an uncertainty of 0.5% was assigned in the 30–50% interval while it was found to be negligible for the 0–10% class. The uncertainty associated with the resolution factor is smaller for the third harmonic than for the second harmonic, due to the milder centrality dependence of R_3 compared with that of R_2 .

For the ESE-selected samples an additional source of systematic uncertainty on the resolution originates from auto-correlations due to the usage of the TPC tracks both for q_2 and R_2 determination. This potential bias is assessed by replacing the ratio $\langle Q_n^{\text{VOC}}/M^{\text{VOC}} \cdot Q_n^{\text{TPC*}}/M^{\text{TPC}} \rangle / \langle Q_n^{\text{VOA}}/M^{\text{VOA}} \cdot Q_n^{\text{TPC*}}/M^{\text{TPC}} \rangle$ in Eq. (3) with the one from the q_2 -integrated analysis, following the same approach used for the J/ψ azimuthal anisotropy measurement [83]. In this case, the systematic uncertainty was estimated to be 3.5% for the small- q_2 and 1% for the large- q_2 samples in the 0–10% centrality class, and 0.5% for both q_2 -selected classes in the 30–50% centrality class, as reported in Table 1. The last two sources of systematic uncertainty, related to the resolution, are considered to be fully correlated among the different p_T intervals.

For the analysis of the p_T -differential yield ratios in ESE-selected and unbiased samples the reconstruction efficiency was verified to be independent of q_2 . Consequently, it cancels out in the ratio of the two ESE-selected classes.

5. Results

5.1. Unbiased flow harmonics

Fig. 2 shows the average v_2 (top panels) and v_3 (bottom panels) coefficients of prompt D^0 , D^+ , and D^{*+} mesons measured in the unbiased sample as a function of p_T in the 0–10% (left panels) and 30–50% (right panels) centrality classes. The average v_n of prompt D^0 , D^+ , and D^{*+} mesons was computed by using the inverse squared absolute statistical uncertainties as weights, after having compared their compatibility [67]. The systematic uncertainties were propagated to the average by considering the contributions from the centrality dependence of the R_n resolution and the correction for the beauty feed-down component in the D-meson yields as correlated among the D-meson species. The D-meson v_n harmonics are compared to the corresponding coefficients measured for charged pions and protons at midrapidity ($|y| < 0.5$) [39] as well as to inclusive J/ψ mesons at forward rapidity ($2.5 < y < 4$) [84].

The D-meson elliptic flow increases significantly from central to semi-central collisions, as expected from the increasing eccentricity of the interaction region. Conversely, the triangular flow is compatible in the two centrality classes within the large uncertainties, following the milder centrality dependence of the third flow harmonic observed for light-flavour particles [39]. For $p_T < 3$ –4 GeV/c ($p_T < 4$ –5 GeV/c) the measured D-meson v_2 (v_3) is lower than that of pions and protons. This observation is consistent within uncertainties with the hypothesis of a mass hierarchy, $v_n(D) < v_n(p) < v_n(\pi)$, in the low p_T region ($p_T \lesssim 3$ GeV/c). In semi-central events the v_n coefficients of J/ψ mesons seem to follow the mass hierarchy ($v_n(J/\psi) < v_n(D)$). In central events the data suggests a similar behaviour, however within the current uncertainties no firm conclusions can be drawn. This observation can be explained by the interplay between the anisotropic flow and the isotropic expansion of the system (radial flow), which imposes an equal velocity boost to all particles. For $4 \lesssim p_T \lesssim 6$ –8 GeV/c, the D-meson v_n coefficients are similar to those of charged pions and lower than those of protons. This observation is consistent with a scaling of the v_n coefficients with the number of constituent quarks, which supports the hypothesis of particle production via quark coalescence [85]. In the same p_T interval, for the 30–50% centrality class the larger values of v_n for D mesons compared to J/ψ mesons can be explained by (i) the hadronisation via coalescence together with the larger flow coefficients of

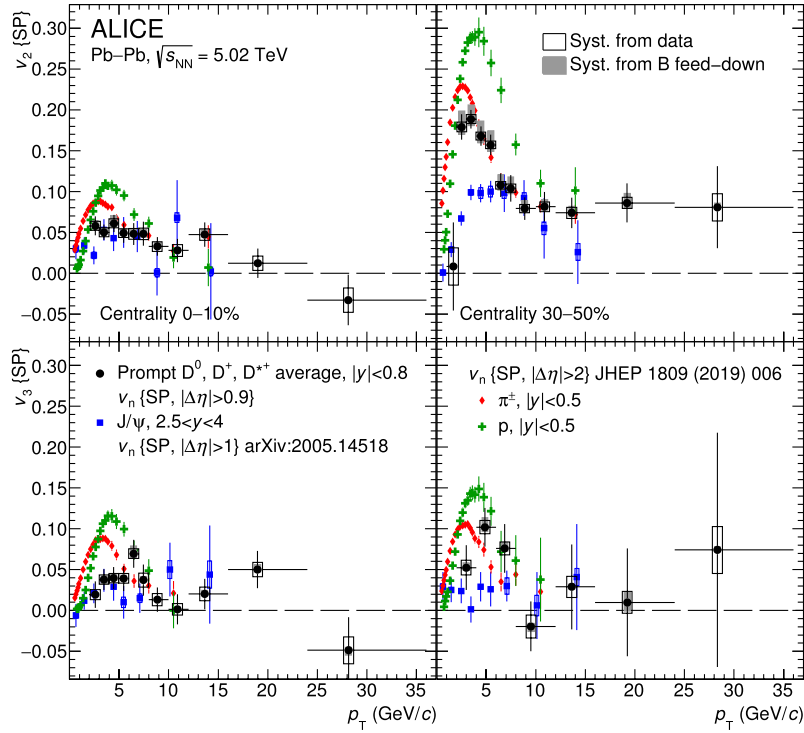


Fig. 2. Average v_2 (top panels) and v_3 (bottom panels) coefficients of prompt D^0 , D^+ , and D^{*+} mesons as a function of p_T for Pb-Pb collisions at $\sqrt{s_{NN}} = 5.02$ TeV in the 0–10% (left panels) and 30–50% (right panels) centrality classes. The v_2 and v_3 of π^\pm , $p + \bar{p}$ [39] and inclusive J/ψ mesons [84] measured at the same centre-of-mass energy and in the same centrality classes are shown for comparison.

up and down quarks compared to that of charm quarks [28] and (ii) the fraction of J/ψ mesons coming from beauty-hadron decays [86,87], which are expected to have lower v_2 and v_3 than charmed mesons [26,88]. In the 0–10% centrality class, the current experimental uncertainties do not allow for firm conclusions on the expected difference for J/ψ and D mesons. The measured v_n coefficients for all the hadron species are compatible within uncertainties for $p_T \gtrsim 8$ GeV/c. Similar values of v_n coefficients are expected, because in this kinematic range the charm-quark mass is small compared to the momentum, and because the path-length dependence of the in-medium parton energy loss is similar for high- p_T charm quarks and gluons.

In Fig. 3, the average D-meson v_n coefficients are compared to theoretical calculations that include the charm-quark transport in a hydrodynamically expanding medium. The theoretical uncertainties, where available, are displayed with a coloured band. In the TAMU [89], POWLANG HTL [34,56], PHSD [53], Catania [94,95], and BAMPS_{el} [49] calculations the interactions between the charm quarks and the medium constituents are modelled with collisional processes, while the MC@sHQ+EPOS2 [26], LBT [57,90], LIDO [91,92], BAMPS_{el+rad} [55], DAB-MOD(M&T) [37,93], and LGR [96] models include also radiative processes. The difference in the variants of the BAMPS model indicates that in this model elastic collisions are the dominant process that imparts a positive D-meson v_2 in the low and intermediate p_T region. All the models except for BAMPS include the hadronisation of the charm quark via coalescence, in addition to the fragmentation mechanism. Initial-state event-by-event fluctuations are included in the POWLANG HTL, LIDO, PHSD, MC@sHQ+EPOS2, LBT, and DAB-MOD(M&T) models, which are therefore the only ones that provide predictions for the triangular flow. Although the models differ in several aspects related to the interactions both in the QGP and in the hadronic phase as well as to the medium expansion, most of them provide a fair description of the measured v_n harmonics. The largest difference is observed in the $2 < p_T < 6$ GeV/c interval for the v_2 in the 30–50%

centrality class, where most of the models provide a prediction lower than the measured points. This is more evident for the LIDO model, which shows a deviation of 5.4σ , and BAMPS_{el+rad}, which underestimates the measured v_2 by about a factor two with more than 10σ significance. In contrast to this, BAMPS_{el} overestimates the measurement by about 3σ . The underestimation of the data by the BAMPS_{el+rad} model can be eventually due to the missing implementation of the charm-quark coalescence with light quarks from the medium, which seems to be necessary in the description of the measured v_2 . In the same p_T range, the DAB-MOD model overestimates the measured v_2 in the 0–10% centrality class by 3.7σ . These discrepancies expressed in number of standard deviations were computed combining the probability to observe a deviation from the null hypothesis (i.e. the model prediction) for all the measured points in the $2 < p_T < 6$ GeV/c interval, considering both the experimental (statistical and systematic) and the theoretical uncertainties, when available. The global agreement between the data and the theoretical models was evaluated by computing the χ^2/ndf , as done in [46]. The values are reported in Table 2. All the centrality classes and v_n harmonics were considered when the model predictions were available. Compared to the results in [46], for almost all the models the χ^2/ndf is found to be higher than unity, most likely because of the improved precision of the measurement. The models that describe the data with $\chi^2/\text{ndf} < 2$ are MC@sHQ+EPOS2, LBT, LGR, PHSD, POWLANG, Catania, and TAMU which is more in agreement with the data compared to [46], thanks to the improved description of the charm-quark coalescence in its latest version [89]. These models use a value of heavy-quark spatial diffusion coefficient in the range $1.5 < 2\pi D_s T_c < 7$ at the critical temperature $T_c = 155$ MeV [97], which is consistent with the interval obtained in [46]. It is however important to consider that not all the theoretical models provide predictions for all the v_n harmonics in all the centrality classes reported in this article, hence the global interpretation of these comparisons could not be conclusive.

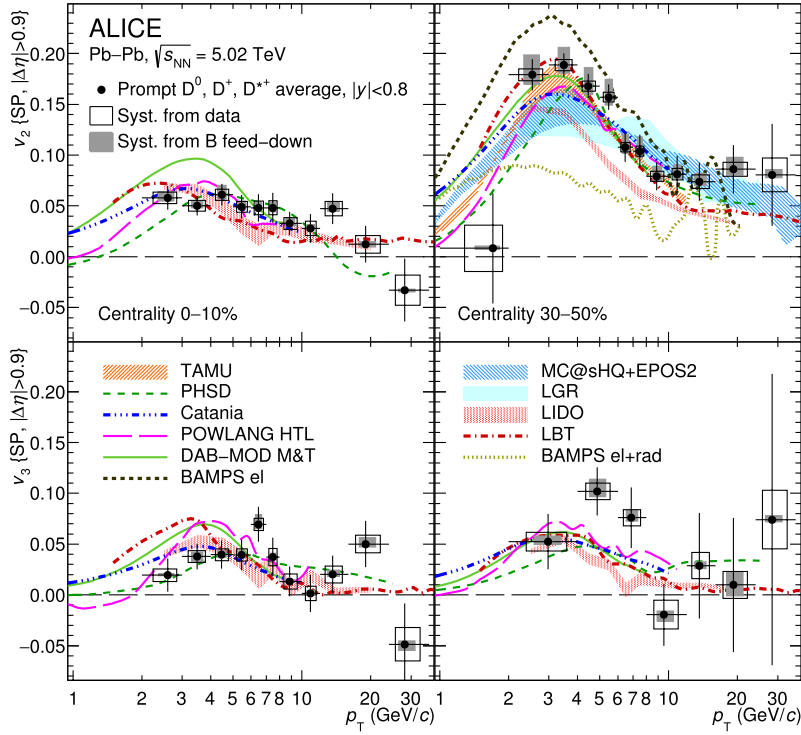


Fig. 3. Average v_2 (top panels) and v_3 (bottom panels) coefficients of prompt D^0 , D^+ , and D^{*+} mesons as a function of p_T for Pb-Pb collisions at $\sqrt{s_{NN}} = 5.02$ TeV in the 0–10% (left panels) and 30–50% (right panels) centrality classes compared with model calculations [26,34,37,49,53,55–57,89–95].

Table 2

Summary of χ^2/ndf values obtained for the different model predictions compared with the measured D-meson v_n harmonics.

Model	p_T (GeV/c)	χ^2/ndf				
		v_2		v_3		global
		0–10%	30–50%	0–10%	30–50%	
BAMPS _{el} [49]	[1–24]	-	31.7/11	-	-	-
BAMPS _{el+rad} [55]	[1–24]	-	203.6/11	-	-	-
Catania [94,95]	[1–12]	3.1/7	14.0/8	15.1/7	8.1/4	40.3/26
DAB-MOD(M&T) [37,93]	[1–8]	24.6/7	9.8/6	16.1/7	7.1/3	57.6/23
LBT [57,90]	[1–36]	18.2/11	15.8/12	24.9/11	8.4/7	67.4/41
LIDO [91,92]	[1–24]	10.7/10	62.0/11	17.8/10	12.5/6	102.9/37
LGR [96]	[1–24]	-	15.5/11	-	-	-
MC@sHQ+EPOS2 [26]	[1–36]	-	15.7/12	-	-	-
PHSD [53]	[1–24]	13.2/10	19.6/11	7.9/10	8.6/6	48.9/37
POWLANG HTL [34,56]	[1–12]	9.6/7	13.5/8	14.6/7	8.3/4	45.9/26
TAMU [89]	[1–12]	-	8.15/9	-	-	-

5.2. Event-shape engineered flow harmonics and p_T -differential yields

The average v_2 of prompt D^0 , D^+ , and D^{*+} mesons measured in the ESE-selected samples is shown in Fig. 4 for the 0–10% (top row) and the 30–50% (bottom row) centrality classes. The measurements in the small- q_2 sample are reported in the left column, those in the large- q_2 sample in the right column, while the measurements in the unbiased samples recomputed in the same p_T intervals of the ESE analysis are in the middle column. A reduced p_T range ($2 < p_T < 16$ GeV/c) and wider p_T intervals compared to the unbiased v_2 measurement were adopted due to the limited size of the ESE-selected samples. The average v_2 among the three D-meson species was computed as described in Sec. 5.1. In Fig. 5 the ratio between the average D-meson v_2 measured in the ESE-selected samples with respect to that in the unbiased sample is depicted. The statistical uncertainties of the ratio were calculated taking into consideration the degree of correlation between the measurements in the ESE-selected and unbiased samples. The

systematic uncertainties arising from the centrality dependence of R_n , the non-flow contaminations among sub-events, and the correction for the beauty feed-down contribution were considered as fully correlated.

The D-meson v_2 was found to be on average about 50% higher (lower) in the 20% of the events with largest (smallest) q_2 in both the 0–10% and 30–50% centrality classes. No significant centrality dependence was found within the current uncertainties. The corresponding variation of the average q_2 in the small- q_2 (large- q_2) sample with respect to the unbiased one was found to be about 65% (75%) and 60% (65%) for the 0–10% and 30–50% centrality class, respectively. This confirms the correlation between the D-meson azimuthal anisotropy and the collective expansion of the bulk matter already observed in [48]. This modification of the v_2 coefficient was found to be independent of p_T within uncertainties, which might suggest that the ESE selection is related to a global property of the events (i.e. a property that is independent

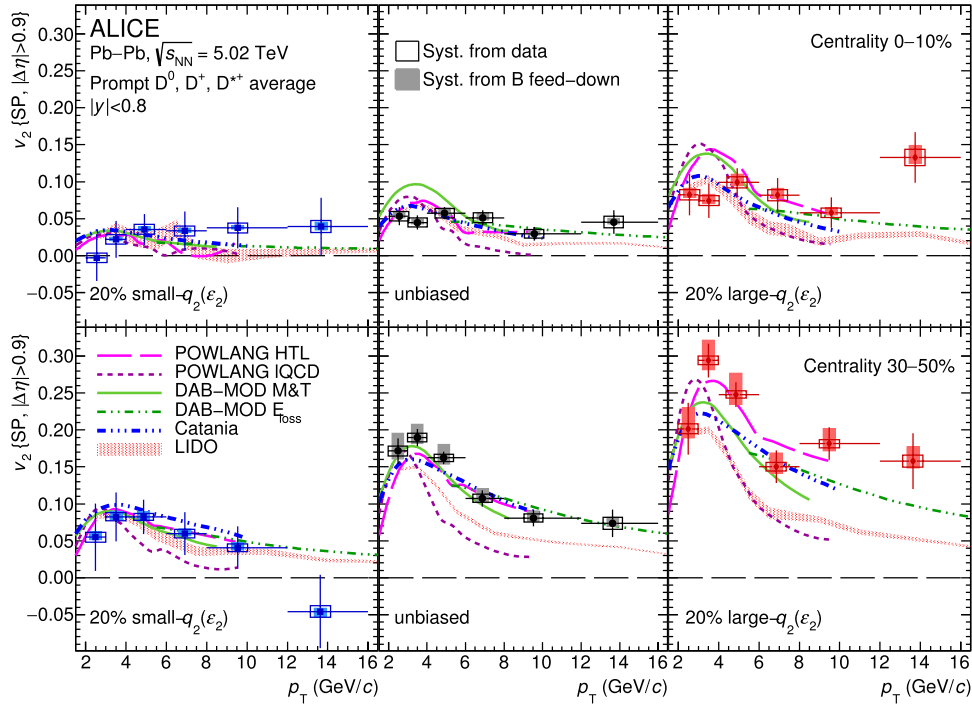


Fig. 4. Average of prompt D^0 , D^+ , and D^{*+} meson v_2 as a function of p_T in Pb-Pb collisions at $\sqrt{s_{NN}} = 5.02$ TeV in the small- q_2 , large- q_2 (see text for details), and unbiased samples, for the 0–10% (top panels) and 30–50% (bottom panels) centrality classes, compared to model calculations [34,37,91,93–95]. In the LIDO, DAB-MOD, and Catania predictions, the ESE selection is performed with a q_2 estimator, while in the POWLANG model the elliptic eccentricity ϵ_2 is used.

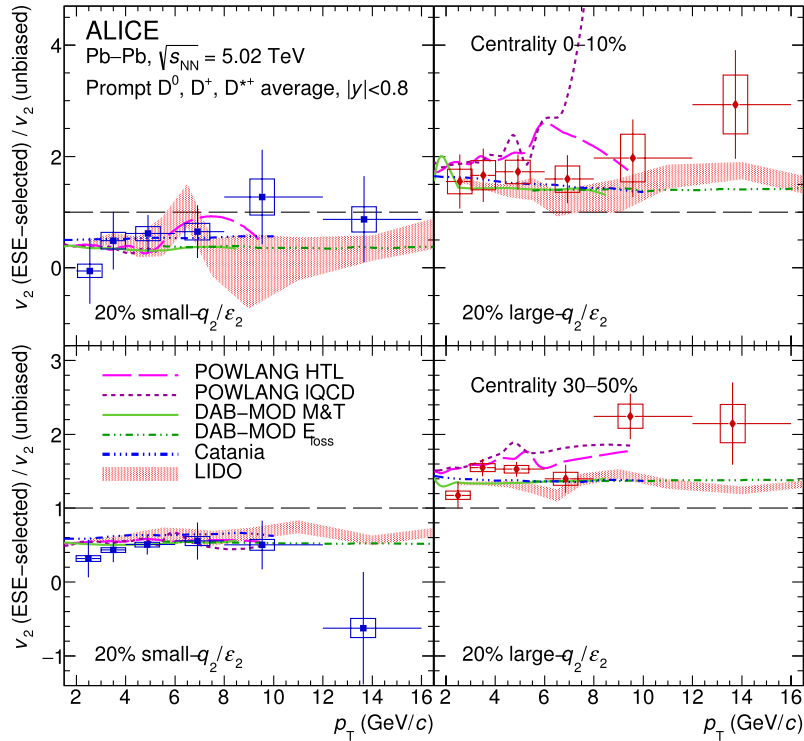


Fig. 5. Ratio of the average prompt D^0 , D^+ , and D^{*+} meson v_2 coefficients measured in the small- q_2 (left panels) and large- q_2 (right panels) selected samples with respect to that of the unbiased sample as a function of p_T in Pb-Pb collisions at $\sqrt{s_{NN}} = 5.02$ TeV for the 0–10% (top panels) and 30–50% (bottom panels) centrality classes, compared to model calculations [34,37,91,93,95].

of the measured particle and is related to the entire event). A similar trend was also observed for light-flavour particles [66].

Figs. 4 and 5 also compare the measured v_2 and v_2 ratios between ESE-selected and unbiased samples to the POWLANG, LIDO, DAB-MOD, and Catania theoretical predictions. For the POWLANG

model, both the predictions obtained with the transport coefficients from weak coupling (Hard Thermal Loop, HTL [98]) and from lattice QCD calculations (IQCD [99]) are reported. For the DAB-MOD model, a version based on the heavy-quark transport (M&T [32]) and a parametric model for the heavy-quark energy

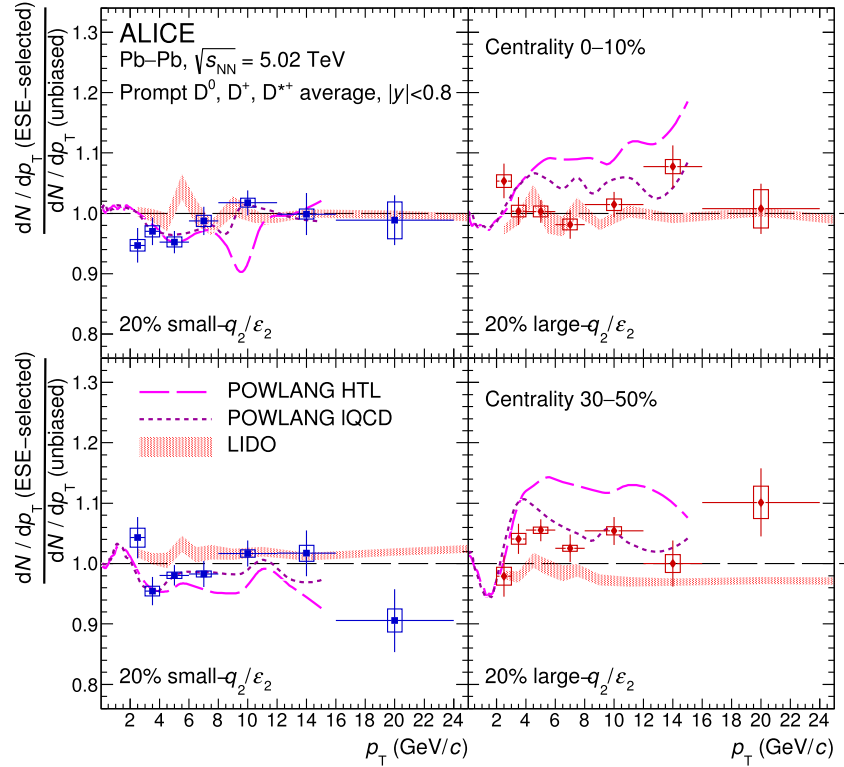


Fig. 6. Average of the ratio of p_T -differential D^0 , D^+ , and D^{*+} yields measured in the ESE-selected samples to those in the unbiased sample in Pb-Pb collisions at $\sqrt{s_{NN}} = 5.02$ TeV for the 0–10% (top panels) and 30–50% (bottom panels) centrality classes, compared to the POWLANG [34] and LIDO [91,92] predictions.

loss (E_{loss} [100]) were considered. In the LIDO, DAB-MOD, and Catania models the ESE selection is performed with a q_2 estimator computed starting from generated quantities [91,93,95], while in the POWLANG model the elliptic eccentricity ε_2 is directly used [34]. The v_2 measured in the small- q_2 sample is described by all the available models within the uncertainties. On the contrary, in the 30–50% centrality class the LIDO, DAB-MOD, and Catania models underestimate the measurement in the large- q_2 sample, which is instead well described by the POWLANG HTL prediction. In the case of POWLANG IQCD, the theoretical prediction is compatible with the measured v_2 for $p_T < 4$ GeV/c and lower for higher p_T . The DAB-MOD calculations give a better description of the experimental data with the M&T approach for $p_T < 5$ GeV/c and in the E_{loss} case for $p_T > 5$ GeV/c. When the ratios between the v_2 in the ESE-selected and the unbiased samples are considered, the models seem to better describe the measured values, owing to similar discrepancies between theoretical predictions and experimental data in the ESE-selected and unbiased samples which lead to similar ratio values in the different models. In the small- q_2 samples the model predictions are more similar to each other and the discrepancies are less significant, also due to the larger experimental uncertainties. Interestingly, different implementations of the same model with the studied transport parameterisations (i.e. POWLANG HTL vs. POWLANG IQCD, and DAB-MOD(M&T) vs. DAB-MOD(E_{loss})) give similar predictions, suggesting that the effect of the ESE selection is more related to the initial geometry and the underlying hydrodynamic expansion rather than the dynamic evolution of the heavy quarks in the medium.

To study a possible interplay between the azimuthal anisotropy of the event and the charm-quark radial flow (at low/intermediate p_T) and in-medium energy loss (at high p_T), the ratio of the measured per-event yields of prompt D^0 , D^+ , and D^{*+} mesons in the ESE-selected and unbiased samples has been calculated as a function of p_T in the range $2 < p_T < 24$ GeV/c. The average D-meson ratios, computed by using the inverse of the squared relative statis-

tical uncertainties as weights, are compared to the POWLANG and LIDO models in Fig. 6. The POWLANG model predicts a hardening (softening) of the p_T distributions in the large (small)- q_2 class of events due to an interplay between the radial and elliptic flows, while no significant modification is predicted by the LIDO model. Within the current precision, the measured per-event yield ratios and are found compatible with unity, and hence to the LIDO model predictions, and with the POWLANG model in the case of IQCD, while the measured effect seems to be lower than the effect predicted with HTL transport coefficients.

6. Conclusions

The elliptic and triangular flow of D^0 , D^+ , and D^{*+} mesons was measured with the SP method at midrapidity ($|y| < 0.8$) as a function of p_T in central (0–10%) and semi-central (30–50%) Pb-Pb collisions at $\sqrt{s_{NN}} = 5.02$ TeV.

Compared to other particle species, the average D-meson v_n harmonics were found to be compatible with the hypothesis of a mass hierarchy for $p_T \lesssim 3$ GeV/c as observed for light-flavour hadrons [39]. At intermediate p_T , the D-meson v_n is similar to those of charged pions, lower than those of protons, and higher than those of J/ψ mesons, supporting the hypothesis of charm-quark hadronisation via coalescence. Moreover, the contribution to the hadronisation of charm quarks from coalescence with light quarks from the medium seems to be necessary in the theoretical models to quantitatively reproduce the measured D-meson v_n . For $p_T \gtrsim 8$ GeV/c, the D-meson v_2 and v_3 are compatible within uncertainties with the values measured for the other particle species, indicating a similar path-length dependence of the energy loss of high- p_T charm quarks and gluons. The comparison of the measured D-meson v_n with theoretical calculations suggests that the interactions with the hydrodynamically expanding medium impart a positive v_2 and v_3 to the charm quarks.

The elliptic flow and the modification of the p_T distributions of D^0 , D^+ , and D^{*+} mesons were also investigated with the event-shape engineering technique. The D -meson v_2 was found to be larger (smaller) in events with larger (smaller) q_2 , confirming the correlation with average bulk elliptic flow. The ratios of the p_T -differential yields measured in the ESE-selected samples and the unbiased sample were found to be compatible with unity. The measurements in the ESE-selected samples are qualitatively described by theoretical calculations and provide new constraints to models based on charm-quark transport in a hydrodynamically expanding medium and charm-quark energy loss in the QGP.

Declaration of competing interest

The authors declare that they have no known competing financial interests or personal relationships that could have appeared to influence the work reported in this paper.

Acknowledgements

The ALICE Collaboration would like to thank all its engineers and technicians for their invaluable contributions to the construction of the experiment and the CERN accelerator teams for the outstanding performance of the LHC complex. The ALICE Collaboration gratefully acknowledges the resources and support provided by all Grid centres and the Worldwide LHC Computing Grid (WLCG) collaboration. The ALICE Collaboration acknowledges the following funding agencies for their support in building and running the ALICE detector: A. I. Alikhanyan National Science Laboratory (Yerevan Physics Institute) Foundation (ANSL), State Committee of Science and World Federation of Scientists (WFS), Armenia; Austrian Academy of Sciences, Austrian Science Fund (FWF): [M 2467-N36] and Nationalstiftung für Forschung, Technologie und Entwicklung, Austria; Ministry of Communications and High Technologies, National Nuclear Research Center, Azerbaijan; Conselho Nacional de Desenvolvimento Científico e Tecnológico (CNPq), Financiadora de Estudos e Projetos (Finep), Fundação de Amparo à Pesquisa do Estado de São Paulo (FAPESP) and Universidade Federal do Rio Grande do Sul (UFRGS), Brazil; Ministry of Education of China (MOEC), Ministry of Science & Technology of China (MSTC) and National Natural Science Foundation of China (NSFC), China; Ministry of Science and Education and Croatian Science Foundation, Croatia; Centro de Aplicaciones Tecnológicas y Desarrollo Nuclear (CEADEN), Cubaenergía, Cuba; Ministry of Education, Youth and Sports of the Czech Republic, Czech Republic; The Danish Council for Independent Research | Natural Sciences, the VILLUM FONDEN and Danish National Research Foundation (DNRF), Denmark; Helsinki Institute of Physics (HIP), Finland; Commissariat à l'Énergie Atomique (CEA) and Institut National de Physique Nucléaire et de Physique des Particules (IN2P3) and Centre National de la Recherche Scientifique (CNRS), France; Bundesministerium für Bildung und Forschung (BMBF) and GSI Helmholtzzentrum für Schwerionenforschung GmbH, Germany; General Secretariat for Research and Technology, Ministry of Education, Research and Religions, Greece; National Research Development and Innovation Office, Hungary; Department of Atomic Energy, Government of India (DAE), Department of Science and Technology, Government of India (DST), University Grants Commission, Government of India (UGC) and Council of Scientific and Industrial Research (CSIR), India; Indonesian Institute of Science, Indonesia; Centro Fermi - Museo Storico della Fisica e Centro Studi e Ricerche Enrico Fermi and Istituto Nazionale di Fisica Nucleare (INFN), Italy; Institute for Innovative Science and Technology, Nagasaki Institute of Applied Science (IIST), Japanese Ministry of Education, Culture, Sports, Science and Technology (MEXT) and Japan Society for the Promotion of Science (JSPS) KAKENHI, Japan; Consejo Nacional de Ciencia (CONACYT) y

Tecnología, through Fondo de Cooperación Internacional en Ciencia y Tecnología (FONCICYT) and Dirección General de Asuntos del Personal Académico (DGAPA), Mexico; Nederlandse Organisatie voor Wetenschappelijk Onderzoek (NWO), Netherlands; The Research Council of Norway, Norway; Commission on Science and Technology for Sustainable Development in the South (COMSATS), Pakistan; Pontificia Universidad Católica del Perú, Peru; Ministry of Science and Higher Education, National Science Centre and WUT ID-UB, Poland; Korea Institute of Science and Technology Information and National Research Foundation of Korea (NRF), Republic of Korea; Ministry of Education and Scientific Research, Institute of Atomic Physics and Ministry of Research and Innovation and Institute of Atomic Physics, Romania; Joint Institute for Nuclear Research (JINR), Ministry of Education and Science of the Russian Federation, National Research Centre Kurchatov Institute, Russian Science Foundation and Russian Foundation for Basic Research, Russia; Ministry of Education, Science, Research and Sport of the Slovak Republic, Slovakia; National Research Foundation of South Africa, South Africa; Swedish Research Council (VR) and Knut & Alice Wallenberg Foundation (KAW), Sweden; European Organization for Nuclear Research, Switzerland; Suranaree University of Technology (SUT), National Science and Technology Development Agency (NSDTA) and Office of the Higher Education Commission under NRU project of Thailand, Thailand; Turkish Atomic Energy Agency (TAEK), Turkey; National Academy of Sciences of Ukraine, Ukraine; Science and Technology Facilities Council (STFC), United Kingdom; National Science Foundation of the United States of America (NSF) and United States Department of Energy, Office of Nuclear Physics (DOE NP), United States of America.

References

- [1] B. Müller, J.L. Nagle, Results from the relativistic heavy ion collider, *Annu. Rev. Nucl. Part. Sci.* 56 (2006) 93–135, arXiv:nucl-th/0602029 [nucl-th].
- [2] G. Roland, K. Safarik, P. Steinberg, Heavy-ion collisions at the LHC, *Prog. Part. Nucl. Phys.* 77 (2014) 70–127.
- [3] U. Heinz, R. Snellings, Collective flow and viscosity in relativistic heavy-ion collisions, *Annu. Rev. Nucl. Part. Sci.* 63 (2013) 123–151, arXiv:1301.2826 [nucl-th].
- [4] F.-M. Liu, S.-X. Liu, Quark-gluon plasma formation time and direct photons from heavy ion collisions, *Phys. Rev. C* 89 (3) (2014) 034906, arXiv:1212.6587 [nucl-th].
- [5] A. Andronic, et al., Heavy-flavour and quarkonium production in the LHC era: from proton-proton to heavy-ion collisions, *Eur. Phys. J. C* 76 (3) (2016) 107, arXiv:1506.03981 [nucl-ex].
- [6] E. Braaten, M.H. Thoma, Energy loss of a heavy quark in the quark - gluon plasma, *Phys. Rev. D* 44 (9) (1991) R2625.
- [7] M. Gyulassy, M. Plümer, Jet quenching in dense matter, *Phys. Lett. B* 243 (1990) 432–438.
- [8] R. Baier, Y.L. Dokshitzer, A.H. Mueller, S. Peigne, D. Schiff, Radiative energy loss and p_{\perp} -broadening of high-energy partons in nuclei, *Nucl. Phys. B* 484 (1997) 265–282, arXiv:hep-ph/9608322 [hep-ph].
- [9] F. Prino, R. Rapp, Open heavy flavor in QCD matter and in nuclear collisions, *J. Phys. G* 43 (9) (2016) 093002, arXiv:1603.00529 [nucl-ex].
- [10] PHENIX Collaboration, A. Adare, et al., Heavy quark production in $p + p$ and energy loss and flow of heavy quarks in Au+Au collisions at $\sqrt{s_{NN}} = 200$ GeV, *Phys. Rev. C* 84 (2011) 044905, arXiv:1005.1627 [nucl-ex].
- [11] STAR Collaboration, B. Abelev, et al., Transverse momentum and centrality dependence of high- p_T non-photonic electron suppression in Au+Au collisions at $\sqrt{s_{NN}} = 200$ GeV, *Phys. Rev. Lett.* 98 (2007) 192301, arXiv:nucl-ex/0607012, Erratum: *Phys. Rev. Lett.* 106 (2011) 159902.
- [12] STAR Collaboration, L. Adamczyk, et al., Observation of D^0 meson nuclear modifications in Au+Au collisions at $\sqrt{s_{NN}} = 200$ GeV, *Phys. Rev. Lett.* 113 (14) (2014) 142301, arXiv:1404.6185 [nucl-ex], Erratum: *Phys. Rev. Lett.* 121 (2018) 229901.
- [13] PHENIX Collaboration, S.S. Adler, et al., Nuclear modification of electron spectra and implications for heavy quark energy loss in Au+Au collisions at $\sqrt{s_{NN}} = 200$ GeV, *Phys. Rev. Lett.* 96 (2006) 032301, arXiv:nucl-ex/0510047 [nucl-ex].
- [14] PHENIX Collaboration, A. Adare, et al., Single electron yields from semileptonic charm and bottom hadron decays in Au+Au collisions at $\sqrt{s_{NN}} = 200$ GeV, *Phys. Rev. C* 93 (3) (2016) 034904, arXiv:1509.04662 [nucl-ex].

- [15] ALICE Collaboration, J. Adam, et al., Transverse momentum dependence of D-meson production in Pb–Pb collisions at $\sqrt{s_{NN}} = 2.76$ TeV, *J. High Energy Phys.* 03 (2016) 081, arXiv:1509.06888 [nucl-ex].
- [16] ALICE Collaboration, B. Abelev, et al., Production of muons from heavy flavour decays at forward rapidity in pp and Pb–Pb collisions at $\sqrt{s_{NN}} = 2.76$ TeV, *Phys. Rev. Lett.* 109 (2012) 112301, arXiv:1205.6443 [hep-ex].
- [17] ALICE Collaboration, J. Adam, et al., Measurement of the production of high- p_T electrons from heavy-flavour hadron decays in Pb–Pb collisions at $\sqrt{s_{NN}} = 2.76$ TeV, *Phys. Lett. B* 771 (2017) 467–481, arXiv:1609.07104 [nucl-ex].
- [18] ALICE Collaboration, J. Adam, et al., Measurement of electrons from beauty-hadron decays in p-Pb collisions at $\sqrt{s_{NN}} = 5.02$ TeV and Pb–Pb collisions at $\sqrt{s_{NN}} = 2.76$ TeV, *J. High Energy Phys.* 07 (2017) 052, arXiv:1609.03898 [nucl-ex].
- [19] CMS Collaboration, V. Khachatryan, et al., Suppression and azimuthal anisotropy of prompt and nonprompt J/ψ production in PbPb collisions at $\sqrt{s_{NN}} = 2.76$ TeV, *Eur. Phys. J. C* 77 (4) (2017) 252, arXiv:1610.00613 [nucl-ex].
- [20] CMS Collaboration, A.M. Sirunyan, et al., Nuclear modification factor of D^0 mesons in PbPb collisions at $\sqrt{s_{NN}} = 5.02$ TeV, *Phys. Lett. B* 782 (2018) 474–496, arXiv:1708.04962 [nucl-ex].
- [21] ALICE Collaboration, S. Acharya, et al., Measurement of D^0 , D^+ , D^{*+} and D_s^+ production in Pb–Pb collisions at $\sqrt{s_{NN}} = 5.02$ TeV, *J. High Energy Phys.* 10 (2018) 174, arXiv:1804.09083 [nucl-ex].
- [22] J.-Y. Ollitrault, Anisotropy as a signature of transverse collective flow, *Phys. Rev. D* 46 (1992) 229–245.
- [23] S. Voloshin, Y. Zhang, Flow study in relativistic nuclear collisions by Fourier expansion of azimuthal particle distributions, *Z. Phys. C* 70 (1996) 665–672, arXiv:hep-ph/9407282 [hep-ph].
- [24] A.M. Poskanzer, S.A. Voloshin, Methods for analyzing anisotropic flow in relativistic nuclear collisions, *Phys. Rev. C* 58 (1998) 1671–1678, arXiv:nucl-ex/9805001 [nucl-ex].
- [25] G.-Y. Qin, H. Petersen, S.A. Bass, B. Müller, Translation of collision geometry fluctuations into momentum anisotropies in relativistic heavy-ion collisions, *Phys. Rev. C* 82 (2010) 064903, arXiv:1009.1847 [nucl-th].
- [26] M. Nahrgang, J. Aichelin, S. Bass, P.B. Gossiaux, K. Werner, Elliptic and triangular flow of heavy flavor in heavy-ion collisions, *Phys. Rev. C* 91 (1) (2015) 014904, arXiv:1410.5396 [hep-ph].
- [27] S. Batsouli, S. Kelly, M. Gyulassy, J.L. Nagle, Does the charm flow at RHIC?, *Phys. Lett. B* 557 (2003) 26–32, arXiv:nucl-th/0212068 [nucl-th].
- [28] D. Molnar, Charm elliptic flow from quark coalescence dynamics, *J. Phys. G* 31 (2005) S421–S428, arXiv:nucl-th/0410041 [nucl-th].
- [29] V. Greco, C.M. Ko, R. Rapp, Quark coalescence for charmed mesons in ultrarelativistic heavy ion collisions, *Phys. Lett. B* 595 (2004) 202–208, arXiv:nucl-th/0312100 [nucl-th].
- [30] M. Gyulassy, I. Vitev, X.N. Wang, High p_T azimuthal asymmetry in noncentral A+A at RHIC, *Phys. Rev. Lett.* 86 (2001) 2537–2540, arXiv:nucl-th/0012092 [nucl-th].
- [31] E.V. Shuryak, The azimuthal asymmetry at large p_T seem to be too large for a ‘jet quenching’, *Phys. Rev. C* 66 (2002) 027902, arXiv:nucl-th/0112042 [nucl-th].
- [32] G.D. Moore, D. Teaney, How much do heavy quarks thermalize in a heavy ion collision?, *Phys. Rev. C* 71 (2005) 064904, arXiv:hep-ph/0412346 [hep-ph].
- [33] J. Schukraft, A. Timmins, S.A. Voloshin, Ultra-relativistic nuclear collisions: event shape engineering, *Phys. Lett. B* 719 (2013) 394–398, arXiv:1208.4563 [nucl-ex].
- [34] A. Beraudo, A. De Pace, M. Monteno, M. Nardi, F. Prino, Event-shape engineering and heavy-flavour observables in relativistic heavy-ion collisions, *Eur. Phys. J. C* 79 (6) (2019) 494, arXiv:1812.08337 [physics.data-an].
- [35] F.G. Gardim, F. Grassi, M. Luzum, J.-Y. Ollitrault, Characterizing the hydrodynamic response to the initial conditions, *Nucl. Phys. A* 904–905 (2013) 503c–506c, arXiv:1210.8422 [nucl-th].
- [36] S.A. Voloshin, A.M. Poskanzer, R. Snellings, Collective phenomena in non-central nuclear collisions, *Landolt-Bornstein* 23 (2010) 293–333, arXiv:0809.2949 [nucl-ex].
- [37] C.A.G. Prado, J. Noronha-Hostler, R. Katz, A.A.P. Suaide, J. Noronha, M.G. Munhoz, M.R. Cosentino, Event-by-event correlations between soft hadrons and D^0 mesons in 5.02 TeV PbPb collisions at the CERN Large Hadron Collider, *Phys. Rev. C* 96 (6) (2017) 064903, arXiv:1611.02965 [nucl-th].
- [38] P.B. Gossiaux, J. Aichelin, M. Nahrgang, V. Ozvenchuk, K. Werner, Global view on coupled dynamics of heavy and light flavor observables from EPOSQ, *Nucl. Phys. A* 967 (2017) 672–675, arXiv:1705.02271 [hep-ph].
- [39] ALICE Collaboration, S. Acharya, et al., Anisotropic flow of identified particles in Pb–Pb collisions at $\sqrt{s_{NN}} = 5.02$ TeV, *J. High Energy Phys.* 09 (2018) 006, arXiv:1805.04390 [nucl-ex].
- [40] STAR Collaboration, L. Adamczyk, et al., Elliptic flow of electrons from heavy-flavor hadron decays in Au + Au collisions at $\sqrt{s_{NN}} = 200, 62.4,$ and 39 GeV, *Phys. Rev. C* 95 (3) (2017) 034907, arXiv:1405.6348 [hep-ex].
- [41] STAR Collaboration, L. Adamczyk, et al., Measurement of D^0 azimuthal anisotropy at midrapidity in Au+Au collisions at $\sqrt{s_{NN}} = 200$ GeV, *Phys. Rev. Lett.* 118 (21) (2017) 212301, arXiv:1701.06060 [nucl-ex].
- [42] ALICE Collaboration, B. Abelev, et al., D meson elliptic flow in non-central Pb–Pb collisions at $\sqrt{s_{NN}} = 2.76$ TeV, *Phys. Rev. Lett.* 111 (2013) 102301, arXiv:1305.2707 [nucl-ex].
- [43] ALICE Collaboration, B. Abelev, et al., Azimuthal anisotropy of D meson production in Pb–Pb collisions at $\sqrt{s_{NN}} = 2.76$ TeV, *Phys. Rev. C* 90 (3) (2014) 034904, arXiv:1405.2001 [nucl-ex].
- [44] ALICE Collaboration, J. Adam, et al., Elliptic flow of electrons from heavy-flavour hadron decays at mid-rapidity in Pb–Pb collisions at $\sqrt{s_{NN}} = 2.76$ TeV, *J. High Energy Phys.* 09 (2016) 028, arXiv:1606.00321 [nucl-ex].
- [45] ALICE Collaboration, J. Adam, et al., Elliptic flow of muons from heavy-flavour hadron decays at forward rapidity in Pb–Pb collisions at $\sqrt{s_{NN}} = 2.76$ TeV, *Phys. Lett. B* 753 (2016) 41–56, arXiv:1507.03134 [nucl-ex].
- [46] ALICE Collaboration, S. Acharya, et al., D-meson azimuthal anisotropy in mid-central Pb–Pb collisions at $\sqrt{s_{NN}} = 5.02$ TeV, *Phys. Rev. Lett.* 120 (10) (2018) 102301, arXiv:1707.01005 [nucl-ex].
- [47] CMS Collaboration, A.M. Sirunyan, et al., Measurement of prompt D^0 meson azimuthal anisotropy in Pb–Pb collisions at $\sqrt{s_{NN}} = 5.02$ TeV, *Phys. Rev. Lett.* 120 (20) (2018) 202301, arXiv:1708.03497 [nucl-ex].
- [48] ALICE Collaboration, S. Acharya, et al., Event-shape engineering for the D-meson elliptic flow in mid-central Pb–Pb collisions at $\sqrt{s_{NN}} = 5.02$ TeV, *J. High Energy Phys.* 02 (2019) 150, arXiv:1809.09371 [nucl-ex].
- [49] J. Uphoff, O. Fochler, Z. Xu, C. Greiner, Open heavy flavor in Pb+Pb collisions at $\sqrt{s} = 2.76$ TeV within a transport model, *Phys. Lett. B* 717 (2012) 430–435, arXiv:1205.4945 [hep-ph].
- [50] M. He, R.J. Fries, R. Rapp, Heavy flavor at the large hadron collider in a strong coupling approach, *Phys. Lett. B* 735 (2014) 445–450, arXiv:1401.3817 [nucl-th].
- [51] M. Monteno, W.M. Alberico, A. Beraudo, A. De Pace, A. Molinari, M. Nardi, F. Prino, Heavy-flavor dynamics in nucleus-nucleus collisions: from RHIC to LHC, *J. Phys. G* 38 (2011) 124144, arXiv:1107.0256 [hep-ph].
- [52] S. Cao, G.-Y. Qin, S.A. Bass, Heavy-quark dynamics and hadronization in ultra-relativistic heavy-ion collisions: collisional versus radiative energy loss, *Phys. Rev. C* 88 (2013) 044907, arXiv:1308.0617 [nucl-th].
- [53] T. Song, H. Berrehrhah, D. Cabrera, W. Cassing, E. Bratkovskaya, Charm production in Pb + Pb collisions at energies available at the CERN Large Hadron Collider, *Phys. Rev. C* 93 (3) (2016) 034906, arXiv:1512.00891 [nucl-th].
- [54] M. Nahrgang, J. Aichelin, P.B. Gossiaux, K. Werner, Influence of hadronic bound states above T_c on heavy-quark observables in Pb + Pb collisions at the CERN Large Hadron Collider, *Phys. Rev. C* 89 (1) (2014) 014905, arXiv:1305.6544 [hep-ph].
- [55] J. Uphoff, O. Fochler, Z. Xu, C. Greiner, Elastic and radiative heavy quark interactions in ultra-relativistic heavy-ion collisions, *J. Phys. G* 42 (11) (2015) 115106, arXiv:1408.2964 [hep-ph].
- [56] A. Beraudo, A. De Pace, M. Monteno, M. Nardi, F. Prino, Heavy flavors in heavy-ion collisions: quenching, flow and correlations, *Eur. Phys. J. C* 75 (3) (2015) 121, arXiv:1410.6082 [hep-ph].
- [57] S. Cao, T. Luo, G.-Y. Qin, X.-N. Wang, Heavy and light flavor jet quenching at RHIC and LHC energies, *Phys. Lett. B* 777 (2018) 255–259, arXiv:1703.00822 [nucl-th].
- [58] ALICE Collaboration, K. Aamodt, et al., The ALICE experiment at the CERN LHC, *J. Instrum.* 3 (2008) S08002.
- [59] ALICE Collaboration, B. Abelev, et al., Performance of the ALICE Experiment at the CERN LHC, *Int. J. Mod. Phys. A* 29 (2014) 1430044, arXiv:1402.4476 [nucl-ex].
- [60] ALICE Collaboration, K. Aamodt, et al., Alignment of the ALICE Inner Tracking System with cosmic-ray tracks, *J. Instrum.* 5 (2010) P03003, arXiv:1001.0502 [physics.ins-det].
- [61] J. Alme, et al., The ALICE TPC, a large 3-dimensional tracking device with fast readout for ultra-high multiplicity events, *Nucl. Instrum. Methods A* 622 (2010) 316–367, arXiv:1001.1950 [physics.ins-det].
- [62] A. Akindinov, et al., Performance of the ALICE Time-Of-Flight detector at the LHC, *Eur. Phys. J. Plus* 128 (2013) 44.
- [63] ALICE Collaboration, E. Abbas, et al., Performance of the ALICE VZERO system, *J. Instrum.* 8 (2013) P10016, arXiv:1306.3130 [nucl-ex].
- [64] R. Arnaldi, et al., The zero degree calorimeters for the ALICE experiment, *Nucl. Instrum. Methods A* 581 (2007) 397–401, Erratum: *Nucl. Instrum. Methods A* 604 (2009) 765.
- [65] C. Loizides, J. Kamin, D. d’Enterria, Improved Monte Carlo Glauber predictions at present and future nuclear colliders, *Phys. Rev. C* 97 (2018) 054910, arXiv:1710.07098.
- [66] ALICE Collaboration, J. Adam, et al., Event shape engineering for inclusive spectra and elliptic flow in Pb–Pb collisions at $\sqrt{s_{NN}} = 2.76$ TeV, *Phys. Rev. C* 93 (3) (2016) 034916, arXiv:1507.06194 [nucl-ex].
- [67] ALICE Collaboration, Supplemental figures: “Transverse-momentum and event-shape dependence of D-meson flow harmonics in Pb-Pb collisions at $\sqrt{s_{NN}} = 5.02$ TeV”, <http://cds.cern.ch/record/2719037>.
- [68] Particle Data Group Collaboration, M. Tanabashi, et al., Review of particle physics, *Phys. Rev. D* 98 (3) (2018) 030001.
- [69] ALICE Collaboration, S. Acharya, et al., Measurement of D-meson production at mid-rapidity in pp collisions at $\sqrt{s} = 7$ TeV, *Eur. Phys. J. C* 77 (8) (2017) 550, arXiv:1702.00766 [hep-ex].

- [70] M. Luzum, J.-Y. Ollitrault, Eliminating experimental bias in anisotropic-flow measurements of high-energy nuclear collisions, *Phys. Rev. C* 87 (4) (2013) 044907, arXiv:1209.2323 [nucl-ex].
- [71] STAR Collaboration, C. Adler, et al., Elliptic flow from two and four particle correlations in Au+Au collisions at $\sqrt{s_{NN}} = 130$ -GeV, *Phys. Rev. C* 66 (2002) 034904, arXiv:nucl-ex/0206001.
- [72] I. Selyuzhenkov, S. Voloshin, Effects of non-uniform acceptance in anisotropic flow measurement, *Phys. Rev. C* 77 (2008) 034904, arXiv:0707.4672 [nucl-th].
- [73] N. Borghini, J.Y. Ollitrault, Azimuthally sensitive correlations in nucleus-nucleus collisions, *Phys. Rev. C* 70 (2004) 064905, arXiv:nucl-th/0407041 [nucl-th].
- [74] ALICE Collaboration, S. Acharya, et al., Measurement of D^0 , D^+ , D^{*+} and D_s^+ production in pp collisions at $\sqrt{s} = 5.02$ TeV with ALICE, *Eur. Phys. J. C* 79 (5) (2019) 388, arXiv:1901.07979 [nucl-ex].
- [75] X.-N. Wang, M. Gyulassy, Hijing: a Monte Carlo model for multiple jet production in p p, p A and A A collisions, *Phys. Rev. D* 44 (1991) 3501-3516.
- [76] T. Sjostrand, S. Mrenna, P.Z. Skands, PYTHIA 6.4 physics and manual, *J. High Energy Phys.* 05 (2006) 026, arXiv:hep-ph/0603175 [hep-ph].
- [77] P.Z. Skands, Tuning Monte Carlo generators: the Perugia tunes, *Phys. Rev. D* 82 (2010) 074018, arXiv:1005.3457 [hep-ph].
- [78] M. Cacciari, M. Greco, P. Nason, The p_T spectrum in heavy flavor hadroproduction, *J. High Energy Phys.* 05 (1998) 007, arXiv:hep-ph/9803400 [hep-ph].
- [79] M. Cacciari, S. Frixione, P. Nason, The p_T spectrum in heavy flavor photoproduction, *J. High Energy Phys.* 03 (2001) 006, arXiv:hep-ph/0102134 [hep-ph].
- [80] D.J. Lange, The EvtGen particle decay simulation package, *Nucl. Instrum. Methods A* 462 (2001) 152-155.
- [81] J. Aichelin, P.B. Gossiaux, T. Gousset, Radiative and collisional energy loss of heavy quarks in deconfined matter, *Acta Phys. Pol. B* 43 (2012) 655-662, arXiv:1201.4192 [nucl-th].
- [82] V. Greco, H. van Hees, R. Rapp, Heavy-quark kinetics at RHIC and LHC, in: Nuclear Physics. Proceedings, 23rd International Conference, INPC 2007, Tokyo, Japan, June 3-8, 2007, 2007, arXiv:0709.4452 [hep-ph].
- [83] ALICE Collaboration, S. Acharya, et al., Study of J/ψ azimuthal anisotropy at forward rapidity in Pb-Pb collisions at $\sqrt{s_{NN}} = 5.02$ TeV, *J. High Energy Phys.* 02 (2019) 012, arXiv:1811.12727 [nucl-ex].
- [84] ALICE Collaboration, S. Acharya, et al., J/ψ elliptic and triangular flow in Pb-Pb collisions at $\sqrt{s_{NN}} = 5.02$ TeV, arXiv:2005.14518 [nucl-ex].
- [85] D. Molnar, S.A. Voloshin, Elliptic flow at large transverse momenta from quark coalescence, *Phys. Rev. Lett.* 91 (2003) 092301, arXiv:nucl-th/0302014 [nucl-th].
- [86] ALICE Collaboration, J. Adam, et al., Inclusive, prompt and non-prompt J/ψ production at mid-rapidity in Pb-Pb collisions at $\sqrt{s_{NN}} = 2.76$ TeV, *J. High Energy Phys.* 07 (2015) 051, arXiv:1504.07151 [nucl-ex].
- [87] CMS Collaboration, S. Chatrchyan, et al., Suppression of non-prompt J/ψ , prompt J/ψ , and $\Upsilon(1S)$ in PbPb collisions at $\sqrt{s_{NN}} = 2.76$ TeV, *J. High Energy Phys.* 05 (2012) 063, arXiv:1201.5069 [nucl-ex].
- [88] A. Beraudo, A. De Pace, M. Monteno, M. Nardi, F. Prino, Development of heavy-flavour flow-harmonics in high-energy nuclear collisions, *J. High Energy Phys.* 02 (2018) 043, arXiv:1712.00588 [hep-ph].
- [89] M. He, R. Rapp, Hadronization and charm-hadron ratios in heavy-ion collisions, *Phys. Rev. Lett.* 124 (4) (2020) 042301, arXiv:1905.09216 [nucl-th].
- [90] S. Cao, T. Luo, G.-Y. Qin, X.-N. Wang, Linearized Boltzmann transport model for jet propagation in the quark-gluon plasma: heavy quark evolution, *Phys. Rev. C* 94 (1) (2016) 014909, arXiv:1605.06447 [nucl-th].
- [91] W. Ke, Y. Xu, S.A. Bass, Linearized Boltzmann-Langevin model for heavy quark transport in hot and dense QCD matter, *Phys. Rev. C* 98 (6) (2018) 064901, arXiv:1806.08848 [nucl-th].
- [92] W. Ke, Y. Xu, S.A. Bass, Modified Boltzmann approach for modeling the splitting vertices induced by the hot QCD medium in the deep Landau-Pomeranchuk-Migdal region, *Phys. Rev. C* 100 (6) (2019) 064911, arXiv:1810.08177 [nucl-th].
- [93] R. Katz, C.A.G. Prado, J. Noronha-Hostler, J. Noronha, A.A.P. Suaide, DAB-MOD sensitivity study of heavy flavor R_{AA} and azimuthal anisotropies based on beam energy, initial conditions, hadronization, and suppression mechanisms, arXiv:1906.10768 [nucl-th].
- [94] F. Scardina, S.K. Das, V. Minissale, S. Plumari, V. Greco, Estimating the charm quark diffusion coefficient and thermalization time from D meson spectra at energies available at the BNL Relativistic Heavy Ion Collider and the CERN Large Hadron Collider, *Phys. Rev. C* 96 (4) (2017) 044905, arXiv:1707.05452 [nucl-th].
- [95] S. Plumari, G. Coci, V. Minissale, S.K. Das, Y. Sun, V. Greco, Heavy - light flavor correlations of anisotropic flows at LHC energies within event-by-event transport approach, *Phys. Lett. B* 805 (2020) 135460, arXiv:1912.09350 [hep-ph].
- [96] S. Li, J. Liao, Data-driven extraction of heavy quark diffusion in quark-gluon plasma, arXiv:1912.08965 [hep-ph].
- [97] Wuppertal-Budapest Collaboration, S. Borsanyi, Z. Fodor, C. Hoelbling, S.D. Katz, S. Krieg, C. Ratti, K.K. Szabo, Is there still any T_c mystery in lattice QCD? Results with physical masses in the continuum limit III, *J. High Energy Phys.* 09 (2010) 073, arXiv:1005.3508 [hep-lat].
- [98] W.M. Alberico, A. Beraudo, A. De Pace, A. Molinari, M. Monteno, M. Nardi, F. Prino, M. Sitta, Heavy flavors in AA collisions: production, transport and final spectra, *Eur. Phys. J. C* 73 (2013) 2481, arXiv:1305.7421 [hep-ph].
- [99] D. Banerjee, S. Datta, R. Gavai, P. Majumdar, Heavy quark momentum diffusion coefficient from lattice QCD, *Phys. Rev. D* 85 (2012) 014510, arXiv:1109.5738 [hep-lat].
- [100] B. Betz, M. Gyulassy, Constraints on the path-length dependence of jet quenching in nuclear collisions at RHIC and LHC, *J. High Energy Phys.* 08 (2014) 090, arXiv:1404.6378 [hep-ph], Erratum: *J. High Energy Phys.* 10 (2014) 043.

ALICE Collaboration

S. Acharya¹⁴¹, D. Adamová⁹⁵, A. Adler⁷⁴, J. Adolfsson⁸¹, M.M. Aggarwal¹⁰⁰, G. Aglieri Rinella³⁴, M. Agnello³⁰, N. Agrawal^{10,54}, Z. Ahammed¹⁴¹, S. Ahmad¹⁶, S.U. Ahn⁷⁶, Z. Akbar⁵¹, A. Akindinov⁹², M. Al-Turany¹⁰⁷, S.N. Alam^{40,141}, D.S.D. Albuquerque¹²², D. Aleksandrov⁸⁸, B. Alessandro⁵⁹, H.M. Alfanda⁶, R. Alfaro Molina⁷¹, B. Ali¹⁶, Y. Ali¹⁴, A. Alici^{10,26,54}, N. Alizadehvandchali¹²⁵, A. Alkin^{2,34}, J. Alme²¹, T. Alt⁶⁸, L. Altenkamper²¹, I. Altsybeev¹¹³, M.N. Anaam⁶, C. Andrei⁴⁸, D. Andreou³⁴, A. Andronic¹⁴⁴, M. Angeletti³⁴, V. Anguelov¹⁰⁴, C. Anson¹⁵, T. Antičić¹⁰⁸, F. Antinori⁵⁷, P. Antonioli⁵⁴, N. Apadula⁸⁰, L. Aphecetche¹¹⁵, H. Appelshäuser⁶⁸, S. Arcelli²⁶, R. Arnaldi⁵⁹, M. Arratia⁸⁰, I.C. Arsene²⁰, M. Arslanovic¹⁰⁴, A. Augustinus³⁴, R. Averbeck¹⁰⁷, S. Aziz⁷⁸, M.D. Azmi¹⁶, A. Badalà⁵⁶, Y.W. Baek⁴¹, S. Bagnasco⁵⁹, X. Bai¹⁰⁷, R. Bailhache⁶⁸, R. Bala¹⁰¹, A. Balbino³⁰, A. Baldisseri¹³⁷, M. Ball⁴³, S. Balouza¹⁰⁵, D. Banerjee³, R. Barbera²⁷, L. Barioglio²⁵, G.G. Barnaföldi¹⁴⁵, L.S. Barnby⁹⁴, V. Barret¹³⁴, P. Bartalini⁶, C. Bartels¹²⁷, K. Barth³⁴, E. Bartsch⁶⁸, F. Baruffaldi²⁸, N. Bastid¹³⁴, S. Basu¹⁴³, G. Batigne¹¹⁵, B. Batyunya⁷⁵, D. Bauri⁴⁹, J.L. Bazo Alba¹¹², I.G. Bearden⁸⁹, C. Beattie¹⁴⁶, C. Bedda⁶³, N.K. Behera⁶¹, I. Belikov¹³⁶, A.D.C. Bell Hechavarria¹⁴⁴, F. Bellini³⁴, R. Bellwied¹²⁵, V. Belyaev⁹³, G. Bencedi¹⁴⁵, S. Beole²⁵, A. Bercuci⁴⁸, Y. Berdnikov⁹⁸, D. Berenyi¹⁴⁵, R.A. Bertens¹³⁰, D. Berzano⁵⁹, M.G. Besoiu⁶⁷, L. Betev³⁴, A. Bhasin¹⁰¹, I.R. Bhat¹⁰¹, M.A. Bhat³, H. Bhatt⁴⁹, B. Bhattacharjee⁴², A. Bianchi²⁵, L. Bianchi²⁵, N. Bianchi⁵², J. Bielčik³⁷, J. Bielčíková⁹⁵, A. Bilandzic¹⁰⁵, G. Biro¹⁴⁵, R. Biswas³, S. Biswas³, J.T. Blair¹¹⁹, D. Blau⁸⁸, C. Blume⁶⁸, G. Boca¹³⁹, F. Bock⁹⁶, A. Bogdanov⁹³, S. Boi²³, J. Bok⁶¹, L. Boldizsár¹⁴⁵, A. Bolozdynya⁹³, M. Bombara³⁸, G. Bonomi¹⁴⁰, H. Borel¹³⁷, A. Borissov⁹³, H. Bossi¹⁴⁶, E. Botta²⁵, L. Bratrud⁶⁸, P. Braun-Munzinger¹⁰⁷, M. Bregant¹²¹, M. Broz³⁷, E. Bruna⁵⁹, G.E. Bruno¹⁰⁶, M.D. Buckland¹²⁷, D. Budnikov¹⁰⁹, H. Buesching⁶⁸,

S. Bufalino³⁰, O. Bugnon¹¹⁵, P. Buhler¹¹⁴, P. Buncic³⁴, Z. Buthelezi^{72,131}, J.B. Butt¹⁴, S.A. Bysiak¹¹⁸, D. Caffarri⁹⁰, A. Caliva¹⁰⁷, E. Calvo Villar¹¹², J.M.M. Camacho¹²⁰, R.S. Camacho⁴⁵, P. Camerini²⁴, F.D.M. Canedo¹²¹, A.A. Capon¹¹⁴, F. Carnesecchi²⁶, R. Caron¹³⁷, J. Castillo Castellanos¹³⁷, A.J. Castro¹³⁰, E.A.R. Casula⁵⁵, F. Catalano³⁰, C. Ceballos Sanchez⁷⁵, P. Chakraborty⁴⁹, S. Chandra¹⁴¹, W. Chang⁶, S. Chapeland³⁴, M. Chartier¹²⁷, S. Chattopadhyay¹⁴¹, S. Chattopadhyay¹¹⁰, A. Chauvin²³, C. Cheshkov¹³⁵, B. Cheynis¹³⁵, V. Chibante Barroso³⁴, D.D. Chinellato¹²², S. Cho⁶¹, P. Chochula³⁴, T. Chowdhury¹³⁴, P. Christakoglou⁹⁰, C.H. Christensen⁸⁹, P. Christiansen⁸¹, T. Chujo¹³³, C. Cicalo⁵⁵, L. Cifarelli^{10,26}, L.D. Cilladi²⁵, F. Cindolo⁵⁴, M.R. Ciupek¹⁰⁷, G. Clai^{54,ii}, J. Cleymans¹²⁴, F. Colamaria⁵³, D. Colella⁵³, A. Collu⁸⁰, M. Colocci²⁶, M. Concas^{59,iii}, G. Conesa Balbastre⁷⁹, Z. Conesa del Valle⁷⁸, G. Contin^{24,60}, J.G. Contreras³⁷, T.M. Cormier⁹⁶, Y. Corrales Morales²⁵, P. Cortese³¹, M.R. Cosentino¹²³, F. Costa³⁴, S. Costanza¹³⁹, P. Crochet¹³⁴, E. Cuautle⁶⁹, P. Cui⁶, L. Cunqueiro⁹⁶, D. Dabrowski¹⁴², T. Dahms¹⁰⁵, A. Dainese⁵⁷, F.P.A. Damas^{115,137}, M.C. Danisch¹⁰⁴, A. Danu⁶⁷, D. Das¹¹⁰, I. Das¹¹⁰, P. Das⁸⁶, P. Das³, S. Das³, A. Dash⁸⁶, S. Dash⁴⁹, S. De⁸⁶, A. De Caro²⁹, G. de Cataldo⁵³, J. de Cuveland³⁹, A. De Falco²³, D. De Gruttola¹⁰, N. De Marco⁵⁹, S. De Pasquale²⁹, S. Deb⁵⁰, H.F. Degenhardt¹²¹, K.R. Deja¹⁴², A. Deloff⁸⁵, S. Delsanto^{25,131}, W. Deng⁶, P. Dhankher⁴⁹, D. Di Bari³³, A. Di Mauro³⁴, R.A. Diaz⁸, T. Dietel¹²⁴, P. Dillenseger⁶⁸, Y. Ding⁶, R. Divià³⁴, D.U. Dixit¹⁹, Ø. Djuvsland²¹, U. Dmitrieva⁶², A. Dobrin⁶⁷, B. Dönigus⁶⁸, O. Dordic²⁰, A.K. Dubey¹⁴¹, A. Dubla^{90,107}, S. Dudi¹⁰⁰, M. Dukhishyam⁸⁶, P. Dupieux¹³⁴, R.J. Ehlers⁹⁶, V.N. Eikeland²¹, D. Elia⁵³, B. Erazmus¹¹⁵, F. Erhardt⁹⁹, A. Erokhin¹¹³, M.R. Ersdal²¹, B. Espagnon⁷⁸, G. Eulisse³⁴, D. Evans¹¹¹, S. Evdokimov⁹¹, L. Fabbietti¹⁰⁵, M. Faggin²⁸, J. Faivre⁷⁹, F. Fan⁶, A. Fantoni⁵², M. Fasel⁹⁶, P. Fedchio³⁰, A. Feliciello⁵⁹, G. Feofilov¹¹³, A. Fernández Téllez⁴⁵, A. Ferrero¹³⁷, A. Ferretti²⁵, A. Festanti³⁴, V.J.G. Feuillard¹⁰⁴, J. Figiel¹¹⁸, S. Filchagin¹⁰⁹, D. Finogeev⁶², F.M. Fionda²¹, G. Fiorenza⁵³, F. Flor¹²⁵, A.N. Flores¹¹⁹, S. Foertsch⁷², P. Foka¹⁰⁷, S. Fokin⁸⁸, E. Fragiaco⁶⁰, U. Frankenfeld¹⁰⁷, U. Fuchs³⁴, C. Furget⁷⁹, A. Furs⁶², M. Fusco Girard²⁹, J.J. Gaardhøje⁸⁹, M. Gagliardi²⁵, A.M. Gago¹¹², A. Gal¹³⁶, C.D. Galvan¹²⁰, P. Ganoti⁸⁴, C. Garabatos¹⁰⁷, J.R.A. Garcia⁴⁵, E. Garcia-Solis¹¹, K. Garg¹¹⁵, C. Gargiulo³⁴, A. Garibli⁸⁷, K. Garner¹⁴⁴, P. Gasik^{105,107}, E.F. Gauger¹¹⁹, M.B. Gay Ducati⁷⁰, M. Germain¹¹⁵, J. Ghosh¹¹⁰, P. Ghosh¹⁴¹, S.K. Ghosh³, M. Giacalone²⁶, P. Gianotti⁵², P. Giubellino^{59,107}, P. Giubilito²⁸, A.M.C. Glaenger¹³⁷, P. Glässel¹⁰⁴, A. Gomez Ramirez⁷⁴, V. Gonzalez^{107,143}, L.H. González-Trueba⁷¹, S. Gorbunov³⁹, L. Görlich¹¹⁸, A. Goswami⁴⁹, S. Gotovac³⁵, V. Grabski⁷¹, L.K. Graczykowski¹⁴², K.L. Graham¹¹¹, L. Greiner⁸⁰, A. Grelli⁶³, C. Grigoras³⁴, V. Grigoriev⁹³, A. Grigoryan¹, S. Grigoryan⁷⁵, O.S. Groettvik²¹, F. Grosa^{30,59}, J.F. Grosse-Oetringhaus³⁴, R. Grosso¹⁰⁷, R. Guernane⁷⁹, M. Guittiere¹¹⁵, K. Gulbrandsen⁸⁹, T. Gunji¹³², A. Gupta¹⁰¹, R. Gupta¹⁰¹, I.B. Guzman⁴⁵, R. Haake¹⁴⁶, M.K. Habib¹⁰⁷, C. Hadjidakis⁷⁸, H. Hamagaki⁸², G. Hamar¹⁴⁵, M. Hamid⁶, R. Hannigan¹¹⁹, M.R. Haque^{63,86}, A. Harlanderova¹⁰⁷, J.W. Harris¹⁴⁶, A. Harton¹¹, J.A. Hasenbichler³⁴, H. Hassan⁹⁶, Q.U. Hassan¹⁴, D. Hatzifotiadou^{10,54}, P. Hauer⁴³, L.B. Havener¹⁴⁶, S. Hayashi¹³², S.T. Heckel¹⁰⁵, E. Hellbär⁶⁸, H. Helstrup³⁶, A. Herghelegiu⁴⁸, T. Herman³⁷, E.G. Hernandez⁴⁵, G. Herrera Corral⁹, F. Herrmann¹⁴⁴, K.F. Hetland³⁶, H. Hillemanns³⁴, C. Hills¹²⁷, B. Hippolyte¹³⁶, B. Hohlweger¹⁰⁵, J. Honermann¹⁴⁴, D. Horak³⁷, A. Hornung⁶⁸, S. Hornung¹⁰⁷, R. Hosokawa^{15,133}, P. Hristov³⁴, C. Huang⁷⁸, C. Hughes¹³⁰, P. Huhn⁶⁸, T.J. Humanic⁹⁷, H. Hushnud¹¹⁰, L.A. Husova¹⁴⁴, N. Hussain⁴², S.A. Hussain¹⁴, D. Hutter³⁹, J.P. Iddon^{34,127}, R. Ilkaev¹⁰⁹, H. Ilyas¹⁴, M. Inaba¹³³, G.M. Innocenti³⁴, M. Ippolitov⁸⁸, A. Isakov⁹⁵, M.S. Islam¹¹⁰, M. Ivanov¹⁰⁷, V. Ivanov⁹⁸, V. Izucheev⁹¹, B. Jacak⁸⁰, N. Jacazio^{34,54}, P.M. Jacobs⁸⁰, S. Jadlovská¹¹⁷, J. Jadlovsky¹¹⁷, S. Jaelani⁶³, C. Jahnke¹²¹, M.J. Jakubowska¹⁴², M.A. Janik¹⁴², T. Janson⁷⁴, M. Jercic⁹⁹, O. Jevons¹¹¹, M. Jin¹²⁵, F. Jonas^{96,144}, P.G. Jones¹¹¹, J. Jung⁶⁸, M. Jung⁶⁸, A. Jusko¹¹¹, P. Kalinak⁶⁴, A. Kalweit³⁴, V. Kaplin⁹³, S. Kar⁶, A. Karasu Uysal⁷⁷, D. Karatovic⁹⁹, O. Karavichev⁶², T. Karavicheva⁶², P. Karczmarczyk¹⁴², E. Karpechev⁶², A. Kazantsev⁸⁸, U. Keschull⁷⁴, R. Keidel⁴⁷, M. Keil³⁴, B. Ketzer⁴³, Z. Khabanova⁹⁰, A.M. Khan⁶, S. Khan¹⁶, A. Khanzadeev⁹⁸, Y. Kharlov⁹¹, A. Khatun¹⁶, A. Khuntia¹¹⁸, B. Kileng³⁶, B. Kim⁶¹, B. Kim¹³³, D. Kim¹⁴⁷, D.J. Kim¹²⁶, E.J. Kim⁷³, H. Kim¹⁷, J. Kim¹⁴⁷, J.S. Kim⁴¹, J. Kim¹⁰⁴, J. Kim¹⁴⁷, J. Kim⁷³, M. Kim¹⁰⁴, S. Kim¹⁸, T. Kim¹⁴⁷, T. Kim¹⁴⁷, S. Kirsch⁶⁸, I. Kisel³⁹, S. Kiselev⁹², A. Kisiel¹⁴², J.L. Klay⁵, C. Klein⁶⁸, J. Klein^{34,59}, S. Klein⁸⁰, C. Klein-Bösing¹⁴⁴, M. Kleiner⁶⁸, A. Kluge³⁴, M.L. Knichel³⁴, A.G. Knospe¹²⁵, C. Kobdaj¹¹⁶, M.K. Köhler¹⁰⁴, T. Kollegger¹⁰⁷, A. Kondratyev⁷⁵, N. Kondratyeva⁹³, E. Kondratyuk⁹¹, J. König⁶⁸, S.A. Königstorfer¹⁰⁵, P.J. Konopka³⁴, G. Kornakov¹⁴², L. Koska¹¹⁷, O. Kovalenko⁸⁵, V. Kovalenko¹¹³, M. Kowalski¹¹⁸, I. Králik⁶⁴, A. Kravčáková³⁸, L. Kreis¹⁰⁷, M. Krivda^{64,111}, F. Krizek⁹⁵,

K. Krizkova Gajdosova³⁷, M. Krüger⁶⁸, E. Kryshen⁹⁸, M. Krzewicki³⁹, A.M. Kubera⁹⁷, V. Kučera^{34,61}, C. Kuhn¹³⁶, P.G. Kuijter⁹⁰, L. Kumar¹⁰⁰, S. Kundu⁸⁶, P. Kurashvili⁸⁵, A. Kurepin⁶², A.B. Kurepin⁶², A. Kuryakin¹⁰⁹, S. Kushpil⁹⁵, J. Kvapil¹¹¹, M.J. Kweon⁶¹, J.Y. Kwon⁶¹, Y. Kwon¹⁴⁷, S.L. La Pointe³⁹, P. La Rocca²⁷, Y.S. Lai⁸⁰, M. Lamanna³⁴, R. Langoy¹²⁹, K. Lapidus³⁴, A. Lardeux²⁰, P. Larionov⁵², E. Laudi³⁴, R. Lavicka³⁷, T. Lazareva¹¹³, R. Lea²⁴, L. Leardini¹⁰⁴, J. Lee¹³³, S. Lee¹⁴⁷, S. Lehner¹¹⁴, J. Lehrbach³⁹, R.C. Lemmon⁹⁴, I. León Monzón¹²⁰, E.D. Lesser¹⁹, M. Lettrich³⁴, P. Lévai¹⁴⁵, X. Li¹², X.L. Li⁶, J. Lien¹²⁹, R. Lietava¹¹¹, B. Lim¹⁷, V. Lindenstruth³⁹, A. Lindner⁴⁸, C. Lippmann¹⁰⁷, M.A. Lisa⁹⁷, A. Liu¹⁹, J. Liu¹²⁷, S. Liu⁹⁷, W.J. Llope¹⁴³, I.M. Lofnes²¹, V. Loginov⁹³, C. Loizides⁹⁶, P. Loncar³⁵, J.A. Lopez¹⁰⁴, X. Lopez¹³⁴, E. López Torres⁸, J.R. Luhder¹⁴⁴, M. Lunardon²⁸, G. Luparello⁶⁰, Y.G. Ma⁴⁰, A. Maevskaya⁶², M. Mager³⁴, S.M. Mahmood²⁰, T. Mahmoud⁴³, A. Maire¹³⁶, R.D. Majka^{146.i}, M. Malaev⁹⁸, Q.W. Malik²⁰, L. Malinina^{75.iv}, D. Mal'Kevich⁹², P. Malzacher¹⁰⁷, G. Mandaglio^{32,56}, V. Manko⁸⁸, F. Manso¹³⁴, V. Manzari⁵³, Y. Mao⁶, M. Marchisone¹³⁵, J. Mareš⁶⁶, G.V. Margagliotti²⁴, A. Margotti⁵⁴, J. Margutti⁶³, A. Marín¹⁰⁷, C. Markert¹¹⁹, M. Marquard⁶⁸, C.D. Martin²⁴, N.A. Martin¹⁰⁴, P. Martinengo³⁴, J.L. Martinez¹²⁵, M.I. Martínez⁴⁵, G. Martínez García¹¹⁵, S. Masciocchi¹⁰⁷, M. Maserà²⁵, A. Masoni⁵⁵, L. Massacrier⁷⁸, E. Masson¹¹⁵, A. Mastroserio^{53,138}, A.M. Mathis¹⁰⁵, O. Matonoha⁸¹, P.F.T. Matuoka¹²¹, A. Matyja¹¹⁸, C. Mayer¹¹⁸, F. Mazzaschi²⁵, M. Mazzilli⁵³, M.A. Mazzoni⁵⁸, A.F. Mechler⁶⁸, F. Meddi²², Y. Melikyan^{62,93}, A. Menchaca-Rocha⁷¹, C. Mengke⁶, E. Meninno^{29,114}, A.S. Menon¹²⁵, M. Meres¹³, S. Mhlanga¹²⁴, Y. Miale¹³³, L. Micheletti²⁵, L.C. Migliorin¹³⁵, D.L. Mihaylov¹⁰⁵, K. Mikhaylov^{75,92}, A.N. Mishra⁶⁹, D. Miśkowiec¹⁰⁷, A. Modak³, N. Mohammadi³⁴, A.P. Mohanty⁶³, B. Mohanty⁸⁶, M. Mohisin Khan^{16.v}, Z. Moravcova⁸⁹, C. Mordasini¹⁰⁵, D.A. Moreira De Godoy¹⁴⁴, L.A.P. Moreno⁴⁵, I. Morozov⁶², A. Morsch³⁴, T. Mrnjavac³⁴, V. Muccifora⁵², E. Mudnic³⁵, D. Mühlheim¹⁴⁴, S. Muhuri¹⁴¹, J.D. Mulligan⁸⁰, A. Mulliri^{23,55}, M.G. Munhoz¹²¹, R.H. Munzer⁶⁸, H. Murakami¹³², S. Murray¹²⁴, L. Musa³⁴, J. Musinsky⁶⁴, C.J. Myers¹²⁵, J.W. Myrcha¹⁴², B. Naik⁴⁹, R. Nair⁸⁵, B.K. Nandi⁴⁹, R. Nania^{10,54}, E. Nappi⁵³, M.U. Naru¹⁴, A.F. Nassirpour⁸¹, C. Nattrass¹³⁰, R. Nayak⁴⁹, T.K. Nayak⁸⁶, S. Nazarenko¹⁰⁹, A. Neagu²⁰, R.A. Negrao De Oliveira⁶⁸, L. Nellen⁶⁹, S.V. Nesbo³⁶, G. Neskovic³⁹, D. Nesterov¹¹³, L.T. Neumann¹⁴², B.S. Nielsen⁸⁹, S. Nikolaev⁸⁸, S. Nikulin⁸⁸, V. Nikulin⁹⁸, F. Noferini^{10,54}, P. Nomokonov⁷⁵, J. Norman^{79,127}, N. Novitzky¹³³, P. Nowakowski¹⁴², A. Nyanin⁸⁸, J. Nystrand²¹, M. Ogino⁸², A. Ohlson^{81,104}, J. Oleniacz¹⁴², A.C. Oliveira Da Silva¹³⁰, M.H. Oliver¹⁴⁶, C. Oppedisano⁵⁹, A. Ortiz Velasquez⁶⁹, A. Oskarsson⁸¹, J. Otwinowski¹¹⁸, K. Oyama⁸², Y. Pachmayer¹⁰⁴, V. Pacik⁸⁹, S. Padhan⁴⁹, D. Pagano¹⁴⁰, G. Paic⁶⁹, J. Pan¹⁴³, S. Panebianco¹³⁷, P. Pareek^{50,141}, J. Park⁶¹, J.E. Parkkila¹²⁶, S. Parmar¹⁰⁰, S.P. Pathak¹²⁵, B. Paul²³, J. Pazzini¹⁴⁰, H. Pei⁶, T. Peitzmann⁶³, X. Peng⁶, L.G. Pereira⁷⁰, H. Pereira Da Costa¹³⁷, D. Peresunko⁸⁸, G.M. Perez⁸, S. Perrin¹³⁷, Y. Pestov⁴, V. Petráček³⁷, M. Petrovici⁴⁸, R.P. Pezzi⁷⁰, S. Piano⁶⁰, M. Pikna¹³, P. Pillot¹¹⁵, O. Pinazza^{34,54}, L. Pinsky¹²⁵, C. Pinto²⁷, S. Pisano^{10,52}, D. Pistone⁵⁶, M. Płoskoń⁸⁰, M. Planinic⁹⁹, F. Pliquett⁶⁸, M.G. Poghosyan⁹⁶, B. Polichtchouk⁹¹, N. Poljak⁹⁹, A. Pop⁴⁸, S. Porteboeuf-Houssais¹³⁴, V. Pozdniakov⁷⁵, S.K. Prasad³, R. Preghenella⁵⁴, F. Prino⁵⁹, C.A. Pruneau¹⁴³, I. Pshenichnov⁶², M. Puccio³⁴, J. Putschke¹⁴³, S. Qiu⁹⁰, L. Quaglia²⁵, R.E. Quishpe¹²⁵, S. Ragoni¹¹¹, S. Raha³, S. Rajput¹⁰¹, J. Rak¹²⁶, A. Rakotozafindrabe¹³⁷, L. Ramello³¹, F. Rami¹³⁶, S.A.R. Ramirez⁴⁵, R. Raniwala¹⁰², S. Raniwala¹⁰², S.S. Räsänen⁴⁴, R. Rath⁵⁰, V. Ratza⁴³, I. Ravasenga⁹⁰, K.F. Read^{96,130}, A.R. Redelbach³⁹, K. Redlich^{85.vi}, A. Rehman²¹, P. Reichelt⁶⁸, F. Reidt³⁴, X. Ren⁶, R. Renfordt⁶⁸, Z. Rescakova³⁸, K. Reygers¹⁰⁴, A. Riabov⁹⁸, V. Riabov⁹⁸, T. Richert^{81,89}, M. Richter²⁰, P. Riedler³⁴, W. Riegler³⁴, F. Riggi²⁷, C. Ristea⁶⁷, S.P. Rode⁵⁰, M. Rodríguez Cahuantzi⁴⁵, K. Røed²⁰, R. Rogalev⁹¹, E. Rogochaya⁷⁵, D. Rohr³⁴, D. Röhrich²¹, P.F. Rojas⁴⁵, P.S. Rokita¹⁴², F. Ronchetti⁵², A. Rosano⁵⁶, E.D. Rosas⁶⁹, K. Roslon¹⁴², A. Rossi^{28,57}, A. Rotondi¹³⁹, A. Roy⁵⁰, P. Roy¹¹⁰, O.V. Rueda⁸¹, R. Rui²⁴, B. Rummyantsev⁷⁵, A. Rustamov⁸⁷, E. Ryabinkin⁸⁸, Y. Ryabov⁹⁸, A. Rybicki¹¹⁸, H. Rytkonen¹²⁶, O.A.M. Saariimaki⁴⁴, S. Sadhu¹⁴¹, S. Sadovsky⁹¹, K. Šafařík³⁷, S.K. Saha¹⁴¹, B. Sahoo⁴⁹, P. Sahoo⁴⁹, R. Sahoo⁵⁰, S. Sahoo⁶⁵, P.K. Sahu⁶⁵, J. Saini¹⁴¹, S. Sakai¹³³, S. Sambyal¹⁰¹, V. Samsonov^{93,98}, D. Sarkar¹⁴³, N. Sarkar¹⁴¹, P. Sarma⁴², V.M. Sarti¹⁰⁵, M.H.P. Sas⁶³, E. Scapparone⁵⁴, J. Schambach¹¹⁹, H.S. Scheid⁶⁸, C. Schiaua⁴⁸, R. Schicker¹⁰⁴, A. Schmah¹⁰⁴, C. Schmidt¹⁰⁷, H.R. Schmidt¹⁰³, M.O. Schmidt¹⁰⁴, M. Schmidt¹⁰³, N.V. Schmidt^{68,96}, A.R. Schmier¹³⁰, J. Schukraft⁸⁹, Y. Schutz¹³⁶, K. Schwarz¹⁰⁷, K. Schweda¹⁰⁷, G. Scioli²⁶, E. Scomparin⁵⁹, J.E. Seger¹⁵, Y. Sekiguchi¹³², D. Sekihata¹³², I. Selyuzhenkov^{93,107}, S. Senyukov¹³⁶, D. Serebryakov⁶², A. Sevcenco⁶⁷, A. Shabanov⁶², A. Shabetai¹¹⁵, R. Shahoyan³⁴

W. Shaikh¹¹⁰, A. Shangaraev⁹¹, A. Sharma¹⁰⁰, A. Sharma¹⁰¹, H. Sharma¹¹⁸, M. Sharma¹⁰¹, N. Sharma¹⁰⁰, S. Sharma¹⁰¹, O. Sheibani¹²⁵, K. Shigaki⁴⁶, M. Shimomura⁸³, S. Shirinkin⁹², Q. Shou⁴⁰, Y. Sibiriyak⁸⁸, S. Siddhanta⁵⁵, T. Siemiarz⁸⁵, D. Silvermyr⁸¹, G. Simatovic⁹⁰, G. Simonetti³⁴, B. Singh¹⁰⁵, R. Singh⁸⁶, R. Singh¹⁰¹, R. Singh⁵⁰, V.K. Singh¹⁴¹, V. Singhal¹⁴¹, T. Sinha¹¹⁰, B. Sitar¹³, M. Sitta³¹, T.B. Skaali²⁰, M. Slupecki⁴⁴, N. Smirnov¹⁴⁶, R.J.M. Snellings⁶³, C. Soncco¹¹², J. Song¹²⁵, A. Songmoolnak¹¹⁶, F. Soramel²⁸, S. Sorensen¹³⁰, I. Sputowska¹¹⁸, J. Stachel¹⁰⁴, I. Stan⁶⁷, P.J. Steffanic¹³⁰, E. Stenlund⁸¹, S.F. Stiefelmaier¹⁰⁴, D. Stocco¹¹⁵, M.M. Stortvedt³⁶, L.D. Stritto²⁹, A.A.P. Suaide¹²¹, T. Sugitate⁴⁶, C. Suire⁷⁸, M. Suleymanov¹⁴, M. Suljic³⁴, R. Sultanov⁹², M. Šumbera⁹⁵, V. Sumberia¹⁰¹, S. Sumowidagdo⁵¹, S. Swain⁶⁵, A. Szabo¹³, I. Szarka¹³, U. Tabassam¹⁴, S.F. Taghavi¹⁰⁵, G. TAILLEPIED¹³⁴, J. Takahashi¹²², G.J. Tambave²¹, S. Tang^{6,134}, M. Tarhini¹¹⁵, M.G. Tarzila⁴⁸, A. Tauro³⁴, G. Tejada Muñoz⁴⁵, A. Telesca³⁴, L. Terlizzi²⁵, C. Terrevoli¹²⁵, D. Thakur⁵⁰, S. Thakur¹⁴¹, D. Thomas¹¹⁹, F. Thoresen⁸⁹, R. Tieulent¹³⁵, A. Tikhonov⁶², A.R. Timmins¹²⁵, A. Toia⁶⁸, N. Topilskaya⁶², M. Toppi⁵², F. Torres-Acosta¹⁹, S.R. Torres³⁷, A. Trifiró^{32,56}, S. Tripathy^{50,69}, T. Tripathy⁴⁹, S. Trogolo²⁸, G. Trombetta³³, L. Tropp³⁸, V. Trubnikov², W.H. Trzaska¹²⁶, T.P. Trzcinski¹⁴², B.A. Trzeciak^{37,63}, A. Tumkin¹⁰⁹, R. Turrisi⁵⁷, T.S. Tveter²⁰, K. Ullaland²¹, E.N. Umaka¹²⁵, A. Uras¹³⁵, G.L. Usai²³, M. Vala³⁸, N. Valle¹³⁹, S. Vallerio⁵⁹, N. van der Kolk⁶³, L.V.R. van Doremalen⁶³, M. van Leeuwen⁶³, P. Vande Vyvre³⁴, D. Varga¹⁴⁵, Z. Varga¹⁴⁵, M. Varga-Kofarago¹⁴⁵, A. Vargas⁴⁵, M. Vasileiou⁸⁴, A. Vasiliev⁸⁸, O. Vázquez Doce¹⁰⁵, V. Vechernin¹¹³, E. Vercellin²⁵, S. Vergara Limón⁴⁵, L. Vermunt⁶³, R. Vernet⁷, R. Vértesi¹⁴⁵, L. Vickovic³⁵, Z. Vilakazi¹³¹, O. Villalobos Baillie¹¹¹, G. VINO⁵³, A. Vinogradov⁸⁸, T. Virgili²⁹, V. Vislavicius⁸⁹, A. Vodopyanov⁷⁵, B. Volkel³⁴, M.A. Völkl¹⁰³, K. Voloshin⁹², S.A. Voloshin¹⁴³, G. Volpe³³, B. von Haller³⁴, I. Vorobyev¹⁰⁵, D. Voscek¹¹⁷, J. Vrláková³⁸, B. Wagner²¹, M. Weber¹¹⁴, S.G. Weber¹⁴⁴, A. Wegrynek³⁴, S.C. Wenzel³⁴, J.P. Wessels¹⁴⁴, J. Wiechula⁶⁸, J. Wikne²⁰, G. Wilk⁸⁵, J. Wilkinson^{10,54}, G.A. Willems¹⁴⁴, E. Willsher¹¹¹, B. Windelband¹⁰⁴, M. Winn¹³⁷, W.E. Witt¹³⁰, J.R. Wright¹¹⁹, Y. Wu¹²⁸, R. Xu⁶, S. Yalcin⁷⁷, Y. Yamaguchi⁴⁶, K. Yamakawa⁴⁶, S. Yang²¹, S. Yano¹³⁷, Z. Yin⁶, H. Yokoyama⁶³, I.-K. Yoo¹⁷, J.H. Yoon⁶¹, S. Yuan²¹, A. Yuncu¹⁰⁴, V. Yurchenko², V. Zaccolo²⁴, A. Zaman¹⁴, C. Zampolli³⁴, H.J.C. Zanoli⁶³, N. Zardoshti³⁴, A. Zarochentsev¹¹³, P. Závada⁶⁶, N. Zaviyalov¹⁰⁹, H. Zbroszczyk¹⁴², M. Zhalov⁹⁸, S. Zhang⁴⁰, X. Zhang⁶, Z. Zhang⁶, V. Zhrebchevskii¹¹³, D. Zhou⁶, Y. Zhou⁸⁹, Z. Zhou²¹, J. Zhu^{6,107}, Y. Zhu⁶, A. Zichichi^{10,26}, G. Zinovjev², N. Zurlo¹⁴⁰

¹ A.I. Alikhanyan National Science Laboratory (Yerevan Physics Institute) Foundation, Yerevan, Armenia

² Bogolyubov Institute for Theoretical Physics, National Academy of Sciences of Ukraine, Kiev, Ukraine

³ Bose Institute, Department of Physics and Centre for Astroparticle Physics and Space Science (CAPSS), Kolkata, India

⁴ Budker Institute for Nuclear Physics, Novosibirsk, Russia

⁵ California Polytechnic State University, San Luis Obispo, CA, United States

⁶ Central China Normal University, Wuhan, China

⁷ Centre de Calcul de l'IN2P3, Villeurbanne, Lyon, France

⁸ Centro de Aplicaciones Tecnológicas y Desarrollo Nuclear (CEADEN), Havana, Cuba

⁹ Centro de Investigación y de Estudios Avanzados (CINVESTAV), Mexico City and Mérida, Mexico

¹⁰ Centro Fermi – Museo Storico della Fisica e Centro Studi e Ricerche "Enrico Fermi", Rome, Italy

¹¹ Chicago State University, Chicago, IL, United States

¹² China Institute of Atomic Energy, Beijing, China

¹³ Comenius University Bratislava, Faculty of Mathematics, Physics and Informatics, Bratislava, Slovakia

¹⁴ COMSATS University Islamabad, Islamabad, Pakistan

¹⁵ Creighton University, Omaha, NE, United States

¹⁶ Department of Physics, Aligarh Muslim University, Aligarh, India

¹⁷ Department of Physics, Pusan National University, Pusan, Republic of Korea

¹⁸ Department of Physics, Sejong University, Seoul, Republic of Korea

¹⁹ Department of Physics, University of California, Berkeley, CA, United States

²⁰ Department of Physics, University of Oslo, Oslo, Norway

²¹ Department of Physics and Technology, University of Bergen, Bergen, Norway

²² Dipartimento di Fisica dell'Università 'La Sapienza' and Sezione INFN, Rome, Italy

²³ Dipartimento di Fisica dell'Università and Sezione INFN, Cagliari, Italy

²⁴ Dipartimento di Fisica dell'Università and Sezione INFN, Trieste, Italy

²⁵ Dipartimento di Fisica dell'Università and Sezione INFN, Turin, Italy

²⁶ Dipartimento di Fisica e Astronomia dell'Università and Sezione INFN, Bologna, Italy

²⁷ Dipartimento di Fisica e Astronomia dell'Università and Sezione INFN, Catania, Italy

²⁸ Dipartimento di Fisica e Astronomia dell'Università and Sezione INFN, Padova, Italy

²⁹ Dipartimento di Fisica 'E.R. Caianiello' dell'Università and Gruppo Collegato INFN, Salerno, Italy

³⁰ Dipartimento DISAT del Politecnico and Sezione INFN, Turin, Italy

³¹ Dipartimento di Scienze e Innovazione Tecnologica dell'Università del Piemonte Orientale and INFN Sezione di Torino, Alessandria, Italy

³² Dipartimento di Scienze MIFT, Università di Messina, Messina, Italy

³³ Dipartimento Interateneo di Fisica 'M. Merlin' and Sezione INFN, Bari, Italy

³⁴ European Organization for Nuclear Research (CERN), Geneva, Switzerland

³⁵ Faculty of Electrical Engineering, Mechanical Engineering and Naval Architecture, University of Split, Split, Croatia

³⁶ Faculty of Engineering and Science, Western Norway University of Applied Sciences, Bergen, Norway

- 37 Faculty of Nuclear Sciences and Physical Engineering, Czech Technical University in Prague, Prague, Czech Republic
- 38 Faculty of Science, P.J. Šafárik University, Košice, Slovakia
- 39 Frankfurt Institute for Advanced Studies, Johann Wolfgang Goethe-Universität Frankfurt, Frankfurt, Germany
- 40 Fudan University, Shanghai, China
- 41 Gangneung-Wonju National University, Gangneung, Republic of Korea
- 42 Gauhati University, Department of Physics, Guwahati, India
- 43 Helmholtz-Institut für Strahlen- und Kernphysik, Rheinische Friedrich-Wilhelms-Universität Bonn, Bonn, Germany
- 44 Helsinki Institute of Physics (HIP), Helsinki, Finland
- 45 High Energy Physics Group, Universidad Autónoma de Puebla, Puebla, Mexico
- 46 Hiroshima University, Hiroshima, Japan
- 47 Hochschule Worms, Zentrum für Technologietransfer und Telekommunikation (ZTT), Worms, Germany
- 48 Horia Hulubei National Institute of Physics and Nuclear Engineering, Bucharest, Romania
- 49 Indian Institute of Technology Bombay (IIT), Mumbai, India
- 50 Indian Institute of Technology Indore, Indore, India
- 51 Indonesian Institute of Sciences, Jakarta, Indonesia
- 52 INFN, Laboratori Nazionali di Frascati, Frascati, Italy
- 53 INFN, Sezione di Bari, Bari, Italy
- 54 INFN, Sezione di Bologna, Bologna, Italy
- 55 INFN, Sezione di Cagliari, Cagliari, Italy
- 56 INFN, Sezione di Catania, Catania, Italy
- 57 INFN, Sezione di Padova, Padova, Italy
- 58 INFN, Sezione di Roma, Rome, Italy
- 59 INFN, Sezione di Torino, Turin, Italy
- 60 INFN, Sezione di Trieste, Trieste, Italy
- 61 Inha University, Incheon, Republic of Korea
- 62 Institute for Nuclear Research, Academy of Sciences, Moscow, Russia
- 63 Institute for Subatomic Physics, Utrecht University/Nikhef, Utrecht, Netherlands
- 64 Institute of Experimental Physics, Slovak Academy of Sciences, Košice, Slovakia
- 65 Institute of Physics, Homi Bhabha National Institute, Bhubaneswar, India
- 66 Institute of Physics of the Czech Academy of Sciences, Prague, Czech Republic
- 67 Institute of Space Science (ISS), Bucharest, Romania
- 68 Institut für Kernphysik, Johann Wolfgang Goethe-Universität Frankfurt, Frankfurt, Germany
- 69 Instituto de Ciencias Nucleares, Universidad Nacional Autónoma de México, Mexico City, Mexico
- 70 Instituto de Física, Universidade Federal do Rio Grande do Sul (UFRGS), Porto Alegre, Brazil
- 71 Instituto de Física, Universidad Nacional Autónoma de México, Mexico City, Mexico
- 72 iThemba LABS, National Research Foundation, Somerset West, South Africa
- 73 Jeonbuk National University, Jeonju, Republic of Korea
- 74 Johann-Wolfgang-Goethe Universität, Frankfurt Institut für Informatik, Fachbereich Informatik und Mathematik, Frankfurt, Germany
- 75 Joint Institute for Nuclear Research (JINR), Dubna, Russia
- 76 Korea Institute of Science and Technology Information, Daejeon, Republic of Korea
- 77 KTO Karatay University, Konya, Turkey
- 78 Laboratoire de Physique des 2 Infinis, Irène Joliot-Curie, Orsay, France
- 79 Laboratoire de Physique Subatomique et de Cosmologie, Université Grenoble-Alpes, CNRS-IN2P3, Grenoble, France
- 80 Lawrence Berkeley National Laboratory, Berkeley, CA, United States
- 81 Lund University Department of Physics, Division of Particle Physics, Lund, Sweden
- 82 Nagasaki Institute of Applied Science, Nagasaki, Japan
- 83 Nara Women's University (NWU), Nara, Japan
- 84 National and Kapodistrian University of Athens, School of Science, Department of Physics, Athens, Greece
- 85 National Centre for Nuclear Research, Warsaw, Poland
- 86 National Institute of Science Education and Research, Homi Bhabha National Institute, Jatni, India
- 87 National Nuclear Research Center, Baku, Azerbaijan
- 88 National Research Centre Kurchatov Institute, Moscow, Russia
- 89 Niels Bohr Institute, University of Copenhagen, Copenhagen, Denmark
- 90 Nikhef, National institute for subatomic physics, Amsterdam, Netherlands
- 91 NRC Kurchatov Institute IHEP, Protvino, Russia
- 92 NRC «Kurchatov» Institute – ITEP, Moscow, Russia
- 93 NRNU Moscow Engineering Physics Institute, Moscow, Russia
- 94 Nuclear Physics Group, STFC Daresbury Laboratory, Daresbury, United Kingdom
- 95 Nuclear Physics Institute of the Czech Academy of Sciences, Řež u Prahy, Czech Republic
- 96 Oak Ridge National Laboratory, Oak Ridge, TN, United States
- 97 Ohio State University, Columbus, OH, United States
- 98 Petersburg Nuclear Physics Institute, Gatchina, Russia
- 99 Physics department, Faculty of science, University of Zagreb, Zagreb, Croatia
- 100 Physics Department, Panjab University, Chandigarh, India
- 101 Physics Department, University of Jammu, Jammu, India
- 102 Physics Department, University of Rajasthan, Jaipur, India
- 103 Physikalisches Institut, Eberhard-Karls-Universität Tübingen, Tübingen, Germany
- 104 Physikalisches Institut, Ruprecht-Karls-Universität Heidelberg, Heidelberg, Germany
- 105 Physik Department, Technische Universität München, Munich, Germany
- 106 Politecnico di Bari, Bari, Italy
- 107 Research Division and ExtreMe Matter Institute EMMI, GSI Helmholtzzentrum für Schwerionenforschung GmbH, Darmstadt, Germany
- 108 Rudjer Bošković Institute, Zagreb, Croatia
- 109 Russian Federal Nuclear Center (VNIIEF), Sarov, Russia
- 110 Saha Institute of Nuclear Physics, Homi Bhabha National Institute, Kolkata, India
- 111 School of Physics and Astronomy, University of Birmingham, Birmingham, United Kingdom
- 112 Sección Física, Departamento de Ciencias, Pontificia Universidad Católica del Perú, Lima, Peru
- 113 St. Petersburg State University, St. Petersburg, Russia
- 114 Stefan Meyer Institut für Subatomare Physik (SMI), Vienna, Austria
- 115 SUBATECH, IMT Atlantique, Université de Nantes, CNRS-IN2P3, Nantes, France
- 116 Suranaree University of Technology, Nakhon Ratchasima, Thailand

- 117 *Technical University of Košice, Košice, Slovakia*
 118 *The Henryk Niewodniczanski Institute of Nuclear Physics, Polish Academy of Sciences, Cracow, Poland*
 119 *The University of Texas at Austin, Austin, TX, United States*
 120 *Universidad Autónoma de Sinaloa, Culiacán, Mexico*
 121 *Universidade de São Paulo (USP), São Paulo, Brazil*
 122 *Universidade Estadual de Campinas (UNICAMP), Campinas, Brazil*
 123 *Universidade Federal do ABC, Santo Andre, Brazil*
 124 *University of Cape Town, Cape Town, South Africa*
 125 *University of Houston, Houston, TX, United States*
 126 *University of Jyväskylä, Jyväskylä, Finland*
 127 *University of Liverpool, Liverpool, United Kingdom*
 128 *University of Science and Technology of China, Hefei, China*
 129 *University of South-Eastern Norway, Tonsberg, Norway*
 130 *University of Tennessee, Knoxville, TN, United States*
 131 *University of the Witwatersrand, Johannesburg, South Africa*
 132 *University of Tokyo, Tokyo, Japan*
 133 *University of Tsukuba, Tsukuba, Japan*
 134 *Université Clermont Auvergne, CNRS/IN2P3, LPC, Clermont-Ferrand, France*
 135 *Université de Lyon, Université Lyon 1, CNRS/IN2P3, IPN-Lyon, Villeurbanne, Lyon, France*
 136 *Université de Strasbourg, CNRS, IPHC UMR 7178, F-67000 Strasbourg, France*
 137 *Université Paris-Saclay, Centre d'Etudes de Saclay (CEA), IRFU, Département de Physique Nucléaire (DPhN), Saclay, France*
 138 *Università degli Studi di Foggia, Foggia, Italy*
 139 *Università degli Studi di Pavia, Pavia, Italy*
 140 *Università di Brescia, Brescia, Italy*
 141 *Variable Energy Cyclotron Centre, Homi Bhabha National Institute, Kolkata, India*
 142 *Warsaw University of Technology, Warsaw, Poland*
 143 *Wayne State University, Detroit, MI, United States*
 144 *Westfälische Wilhelms-Universität Münster, Institut für Kernphysik, Münster, Germany*
 145 *Wigner Research Centre for Physics, Budapest, Hungary*
 146 *Yale University, New Haven, CT, United States*
 147 *Yonsei University, Seoul, Republic of Korea*

ⁱ Deceased.

ⁱⁱ Italian National Agency for New Technologies, Energy and Sustainable Economic Development (ENEA), Bologna, Italy.

ⁱⁱⁱ Dipartimento DET del Politecnico di Torino, Turin, Italy.

^{iv} M.V. Lomonosov Moscow State University, D.V. Skobeltsyn Institute of Nuclear Physics, Moscow, Russia.

^v Department of Applied Physics, Aligarh Muslim University, Aligarh, India.

^{vi} Institute of Theoretical Physics, University of Wrocław, Poland.